



US00D340872S

United States Patent [19]

[11] Patent Number: **Des. 340,872**

Schwarz

[45] Date of Patent: **** Nov. 2, 1993**

[54] **WRISTWATCH**

[75] Inventor: **Jean-Claude Schwarz, La Cibourg, Switzerland**

[73] Assignee: **Le Phare-Jean D'Eve S.A., La Chaux-de-Fonds, Switzerland**

[**] Term: **14 Years**

[21] Appl. No.: **808,361**

[22] Filed: **Dec. 16, 1991**

[30] **Foreign Application Priority Data**

Jun. 14, 1991 [CH] Switzerland DM/019-888
[52] U.S. Cl. D10/39; D10/126; D10/30

[58] Field of Search D10/1-39, D10/122-126, 128, 129; 368/276-278, 280-282, 285, 318, 322, 323

[56] **References Cited**

U.S. PATENT DOCUMENTS

D. 77,005 11/1928 Irelan D10/38

D. 101,076 9/1936 Wadsworth D10/39
D. 111,530 9/1938 Wuischpard D10/38
D. 151,301 10/1948 Tuffo D10/31
D. 163,860 7/1951 Geoffrion D10/38
D. 202,061 8/1965 Montese-Caruso D10/38

OTHER PUBLICATIONS

International Watch, Aug. 1990, see p. 33, circled watch lower left.


Primary Examiner—Nelson C. Holtje
Assistant Examiner—Martha Thompson
Attorney, Agent, or Firm—McGlew & Tuttle

[57] **CLAIM**

The ornamental design for a wristwatch, as shown and described.

DESCRIPTION

FIG. 1 is front elevational view of a wristwatch showing my new design;
FIG. 2 is a rear elevational view thereof;
FIG. 3 is a right side elevational view thereof;
FIG. 4 is a left side elevational view thereof; and,
FIG. 5 is a perspective view thereof.






FIG. 1

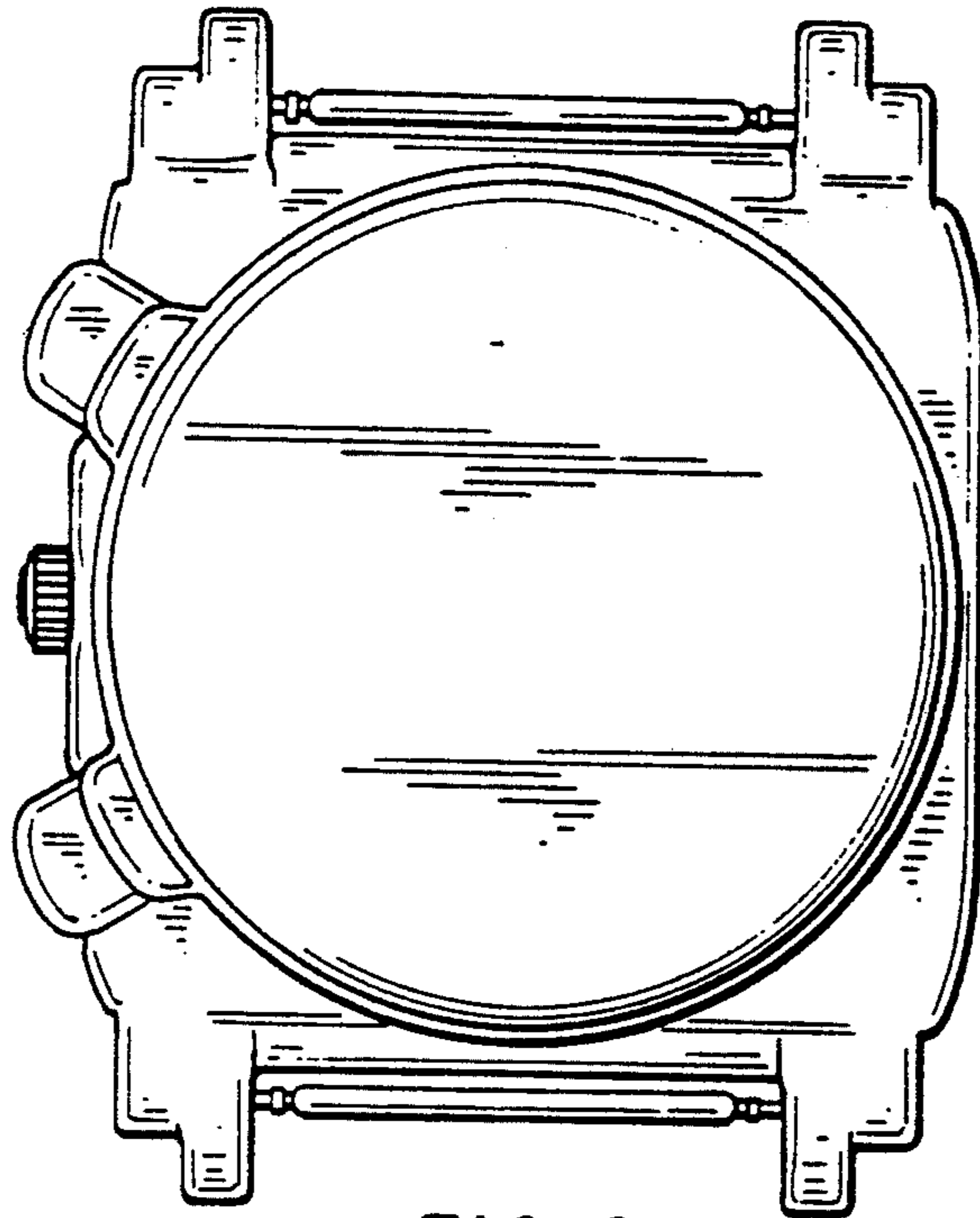


FIG. 2

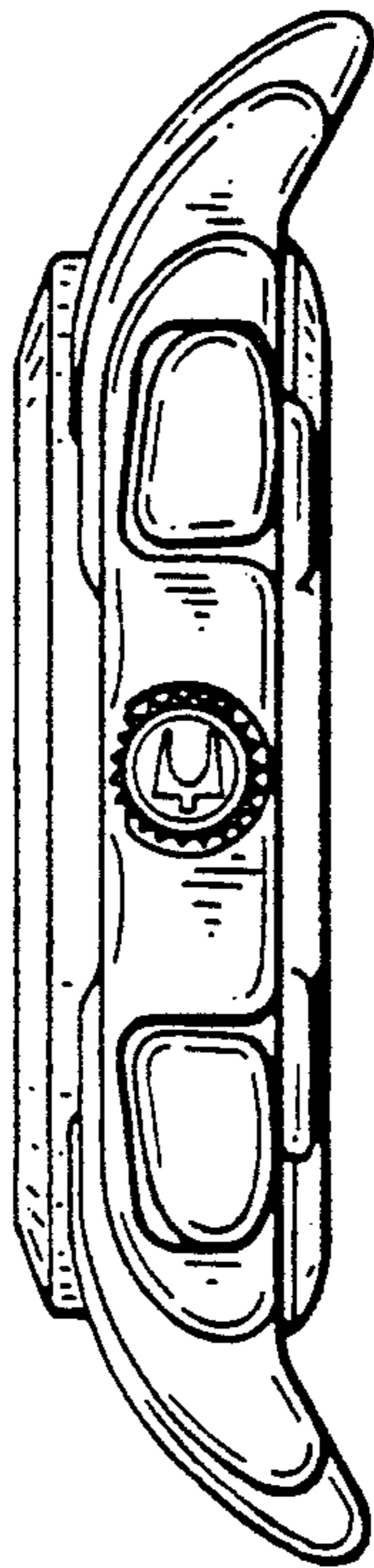


FIG. 3




FIG. 4




FIG. 5