



US00D340871S

United States Patent [19]

[11] Patent Number: **Des. 340,871**

Iwamura

[45] Date of Patent: **** Nov. 2, 1993**

[54] **WRISTWATCH**

[75] Inventor: **Michihiro Iwamura, Saitama, Japan**

[73] Assignee: **Citizen Watch Co., Ltd., Tokyo, Japan**

[**] Term: **14 Years**

[21] Appl. No.: **687,401**

[22] Filed: **Apr. 18, 1991**

[52] U.S. Cl. **D10/32; D10/125; D11/6**

[58] Field of Search **D10/1-39, D10/122-126, 128, 129; D11/1-7, 16, 17, 19; 368/276-278, 280-282, 285, 318, 322, 323; 63/1.1, 2, 3, 4, 51**

[56] **References Cited**

U.S. PATENT DOCUMENTS

- D. 78,958 7/1929 Wewetzer D10/39 X
- D. 142,879 11/1945 Livingston D10/32
- D. 156,744 1/1950 Kent D10/32

- D. 243,665 3/1977 Laurent D10/32 X
- D. 254,198 2/1980 Hardy D11/5 X
- D. 302,132 7/1989 Woomer D10/39
- D. 322,227 12/1991 Warhol D10/39 X
- 469,449 2/1892 Kelley D11/6 X
- 1,898,402 2/1933 Smith D10/32 X

Primary Examiner—Nelson C. Holtje
Assistant Examiner—Martha Thompson
Attorney, Agent, or Firm—Wenderoth Lind & Ponack

[57] **CLAIM**

The ornamental design for wristwatch, as shown and described.

DESCRIPTION

FIG. 1 is a perspective view of a wristwatch, showing my new design;
FIG. 2 is a front elevation view thereof;
FIG. 3 is a rear elevation view thereof;
FIG. 4 is a top plan view thereof;
FIG. 5 is a bottom plan view thereof;
FIG. 6 is a left side elevational view thereof; and,
FIG. 7 is a right side elevation view thereof.

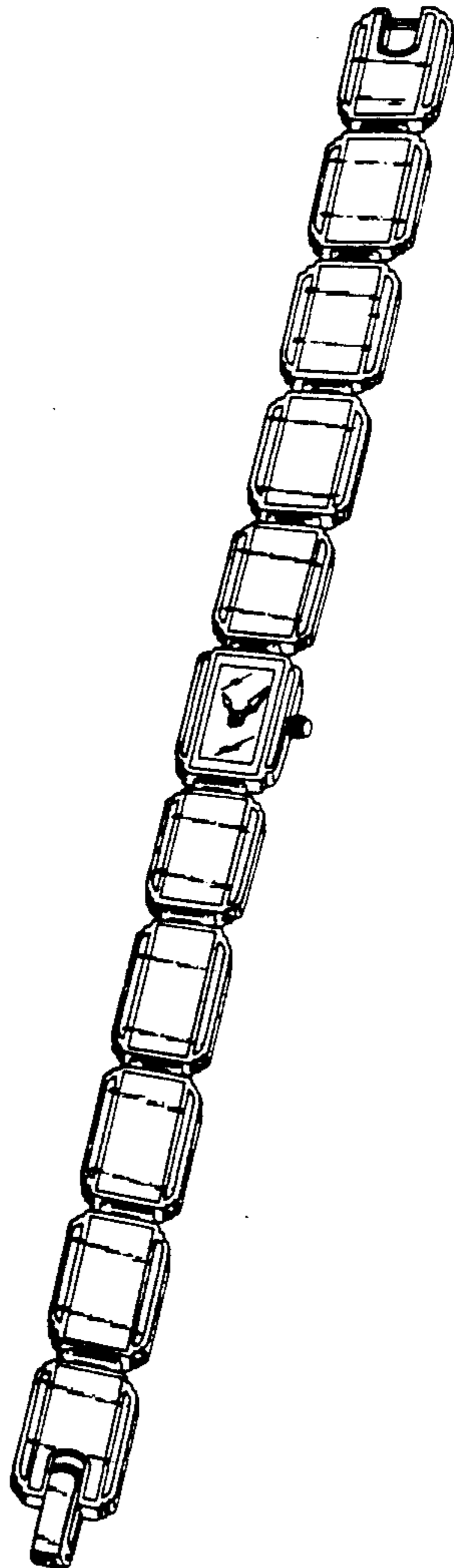


FIG. 1

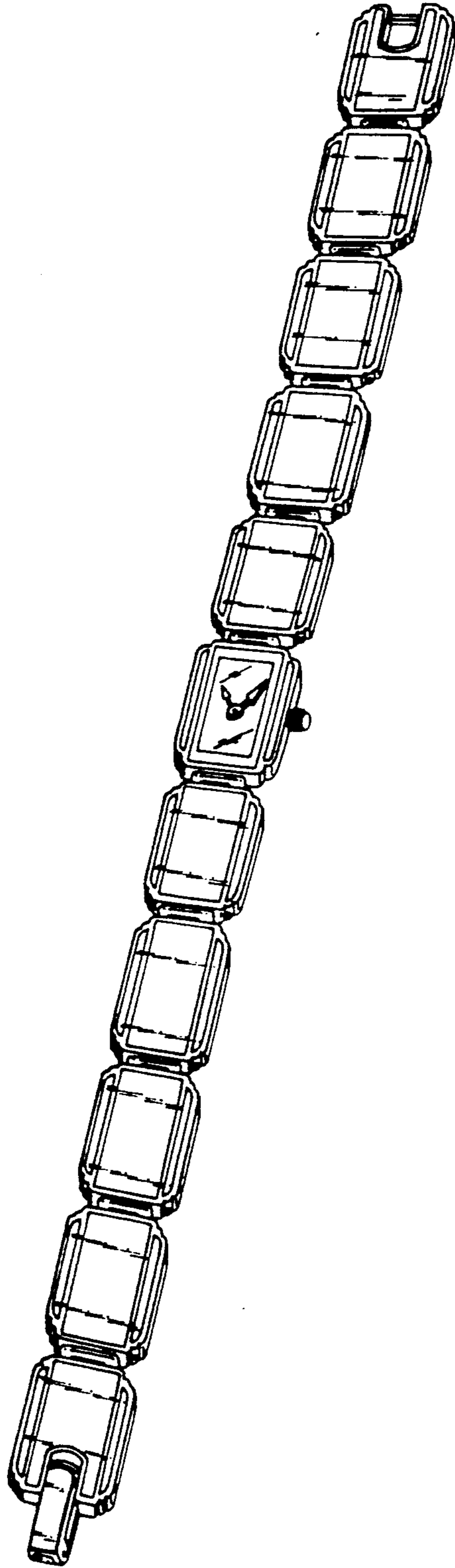


FIG. 2




FIG. 3

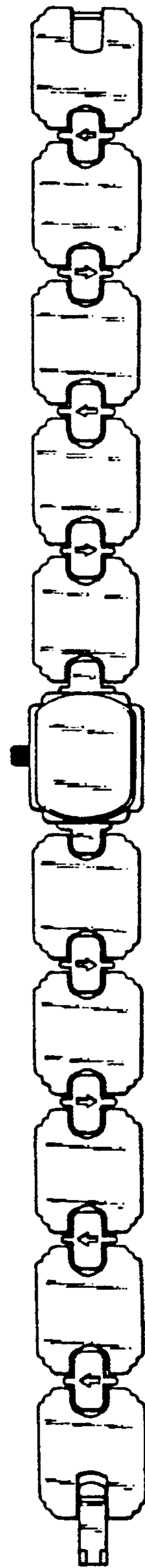


FIG. 6

FIG. 7

FIG. 4



FIG. 5

