



US00D340870S

United States Patent [19]

[11] Patent Number: **Des. 340,870**

Kishimoto

[45] Date of Patent: **** Nov. 2, 1993**

[54] **WRIST WATCH CASE**

[56] **References Cited**

[75] Inventor: **Kazuo Kishimoto**, Tokorozawa,
Japan

U.S. PATENT DOCUMENTS

D. 279,172	6/1985	Hysek	D10/39 X
D. 319,789	9/1991	Okaya	D10/30
D. 328,870	8/1992	Chodat	D10/30
D. 332,408	1/1993	Chodat et al.	D10/30
D. 333,987	3/1993	Sugibayashi	D10/32 X

[73] Assignee: **Citizen Watch Co., Ltd.**, Tokyo,
Japan

Primary Examiner—Nelson C. Holtje
Assistant Examiner—Martha Thompson
Attorney, Agent, or Firm—Cushman, Darby & Cushman

[**] Term: **14 Years**

[57] CLAIM

[21] Appl. No.: **726,010**

The ornamental design for a wrist watch case, as shown and described.

[22] Filed: **Jul. 5, 1991**

DESCRIPTION

[30] Foreign Application Priority Data

Jan. 7, 1991 [JP] Japan 3-15

[52] U.S. Cl. **D10/30; D10/38**

[58] Field of Search **D10/1-39,**
D10/122-126, 128, 129; 368/276-278,
280-282, 285, 318, 322, 323

FIG. 1 is a front and right side perspective view of a wrist watch case showing my new design;
FIG. 2 is a front elevational view thereof;
FIG. 3 is a top plan view thereof, the bottom plan view being a mirror image;
FIG. 4 is a left side elevational view thereof;
FIG. 5 is a right side elevational view thereof; and,
FIG. 6 is a rear elevational view thereof.

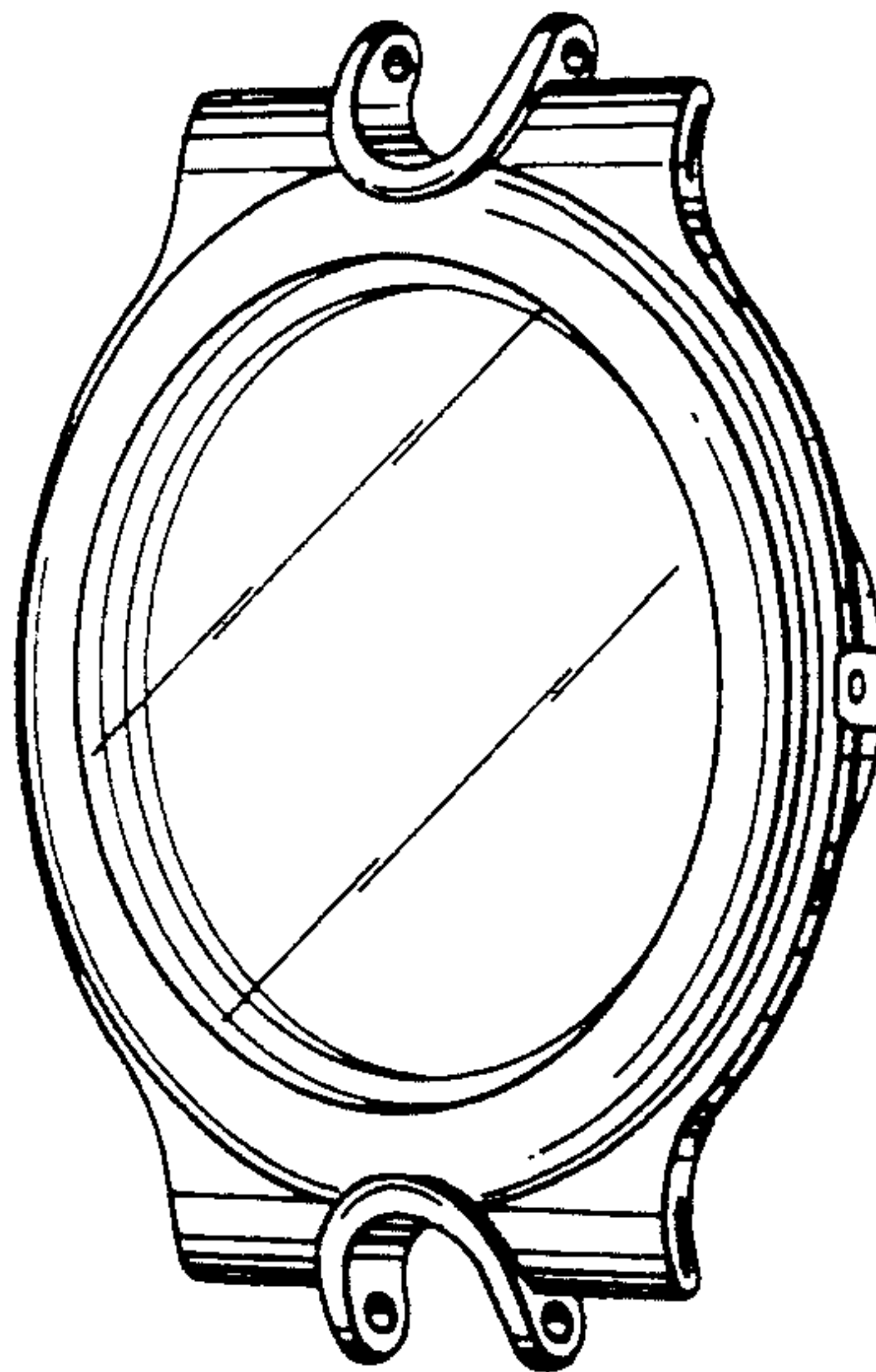


FIG. 1

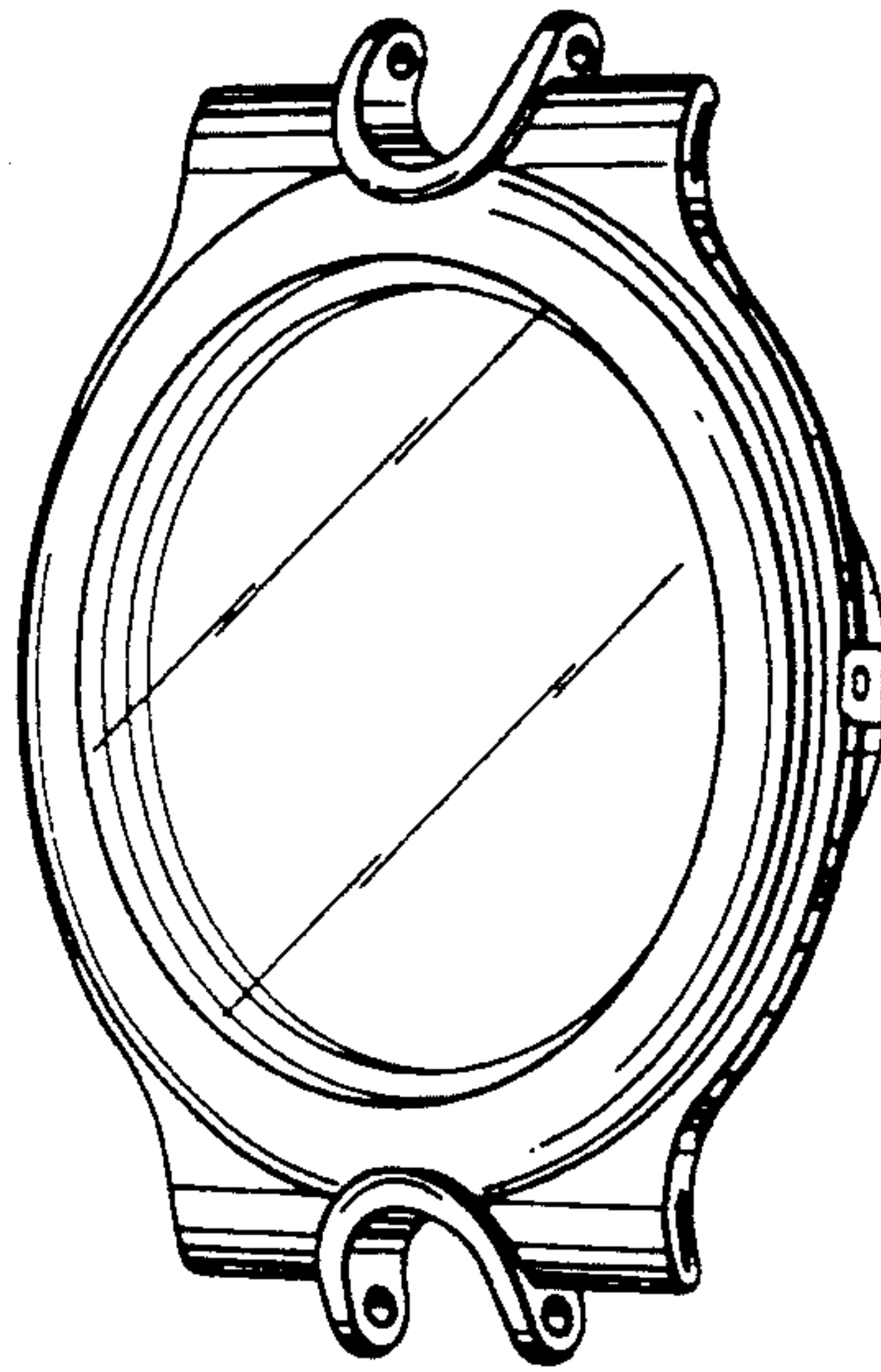


FIG. 2




FIG.3



FIG.4

FIG.5

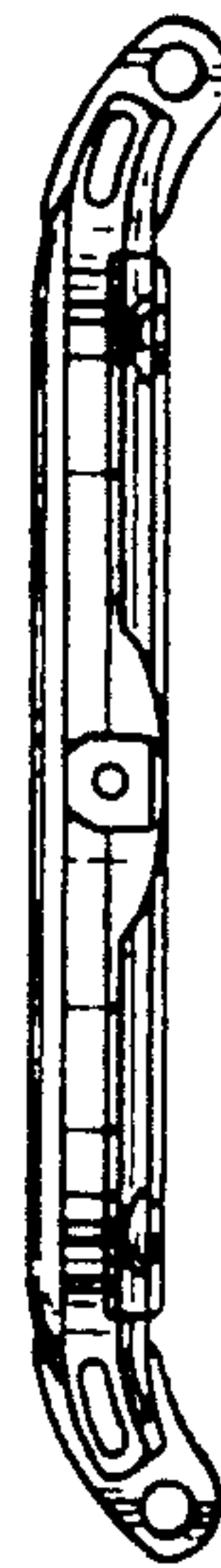


FIG.6

