



US00D340869S

United States Patent [19]

[11] Patent Number: **Des. 340,869**

Maruyama et al.

[45] Date of Patent: **** Nov. 2, 1993**

[54] WATCH

D. 297,124	8/1988	Grinberg	D10/39
D. 309,873	8/1990	Grinberg et al.	D10/126
D. 329,613	9/1992	Yano	D10/39

[75] Inventors: **Tetsuro Maruyama, Tokyo, Japan;**
Yoshito Uzawa, Cresskill, N.J.

[73] Assignees: **Seiko Instruments Inc.; Seiko Epson Corporation, Japan**

Primary Examiner—Nelson C. Holtje
Assistant Examiner—Martha Thompson
Attorney, Agent, or Firm—Bruce I. Adams; Van C. Wilks

[**] Term: **14 Years**

[57] **CLAIM**

[21] Appl. No.: **683,021**

The ornamental design for a watch, as shown and described.

[22] Filed: **Apr. 9, 1991**

[52] U.S. Cl. **D10/30; D10/126**

DESCRIPTION

[58] Field of Search **D10/1-39,**
D10/122-126, 128, 129; 368/276-278,
280-282, 285, 318, 322, 323

FIG. 1 is a front elevational view of a watch showing our new design;

FIG. 2 is a rear elevational view thereof;

FIG. 3 is a top plan view thereof;

FIG. 4 is a bottom plan view thereof;

FIG. 5 is a left side elevational view thereof;

FIG. 6 is a right side elevational view thereof; and,

FIG. 7 is a front right perspective view thereof.

[56] **References Cited**

U.S. PATENT DOCUMENTS

D. 66,076	11/1924	Conant	D10/126
D. 268,816	5/1983	Venker	D10/126 X

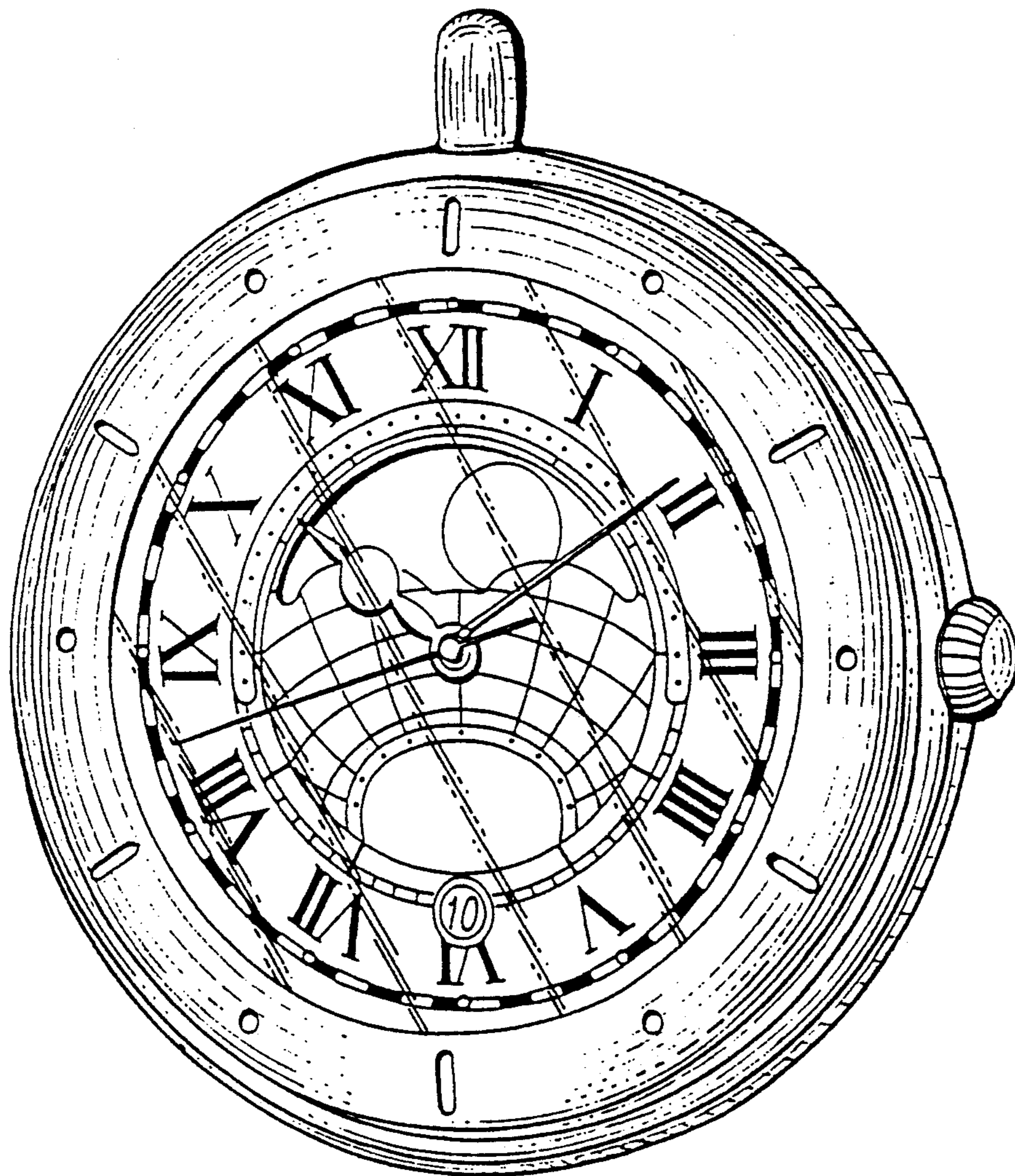


FIG. 1

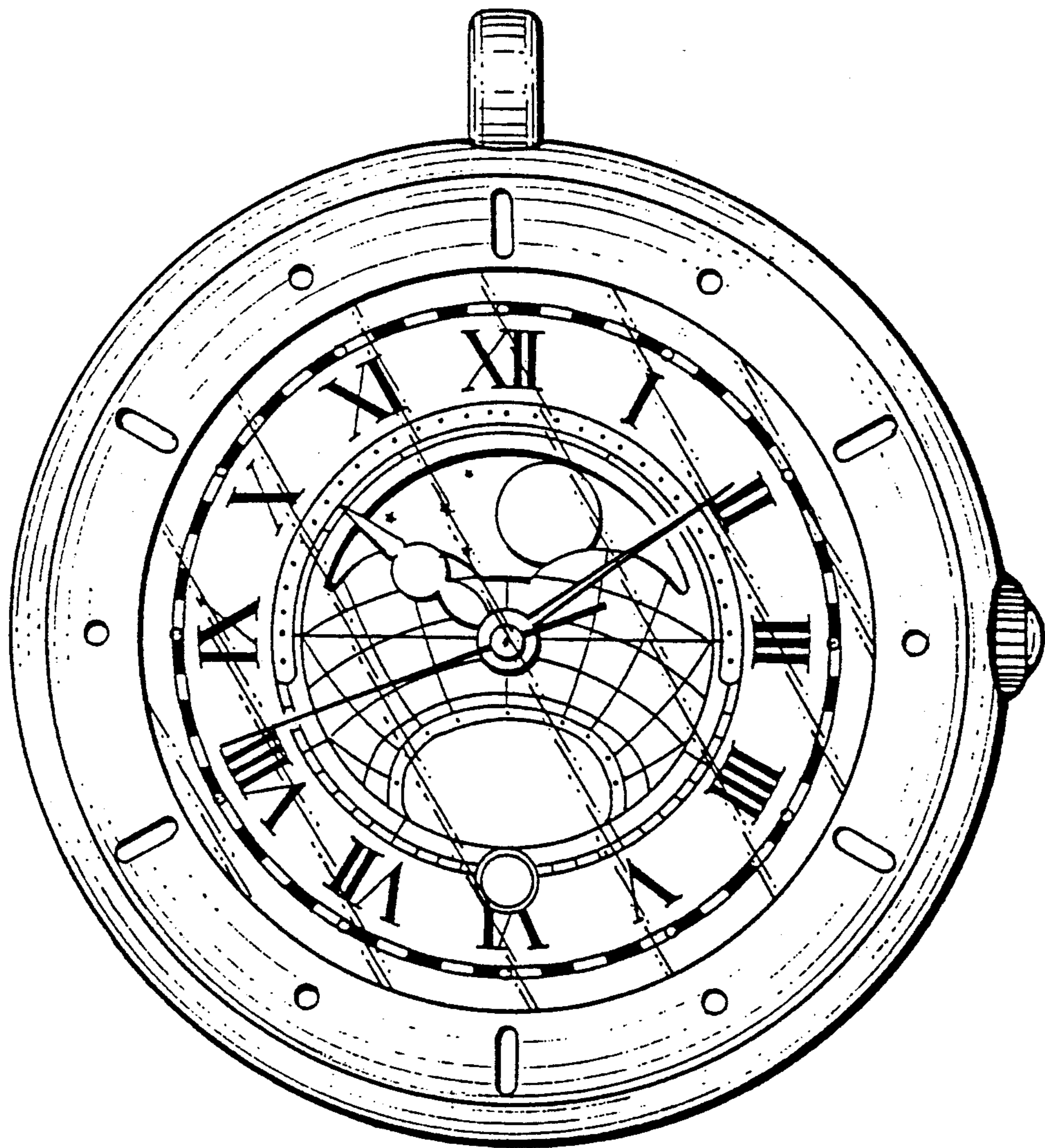


FIG. 2

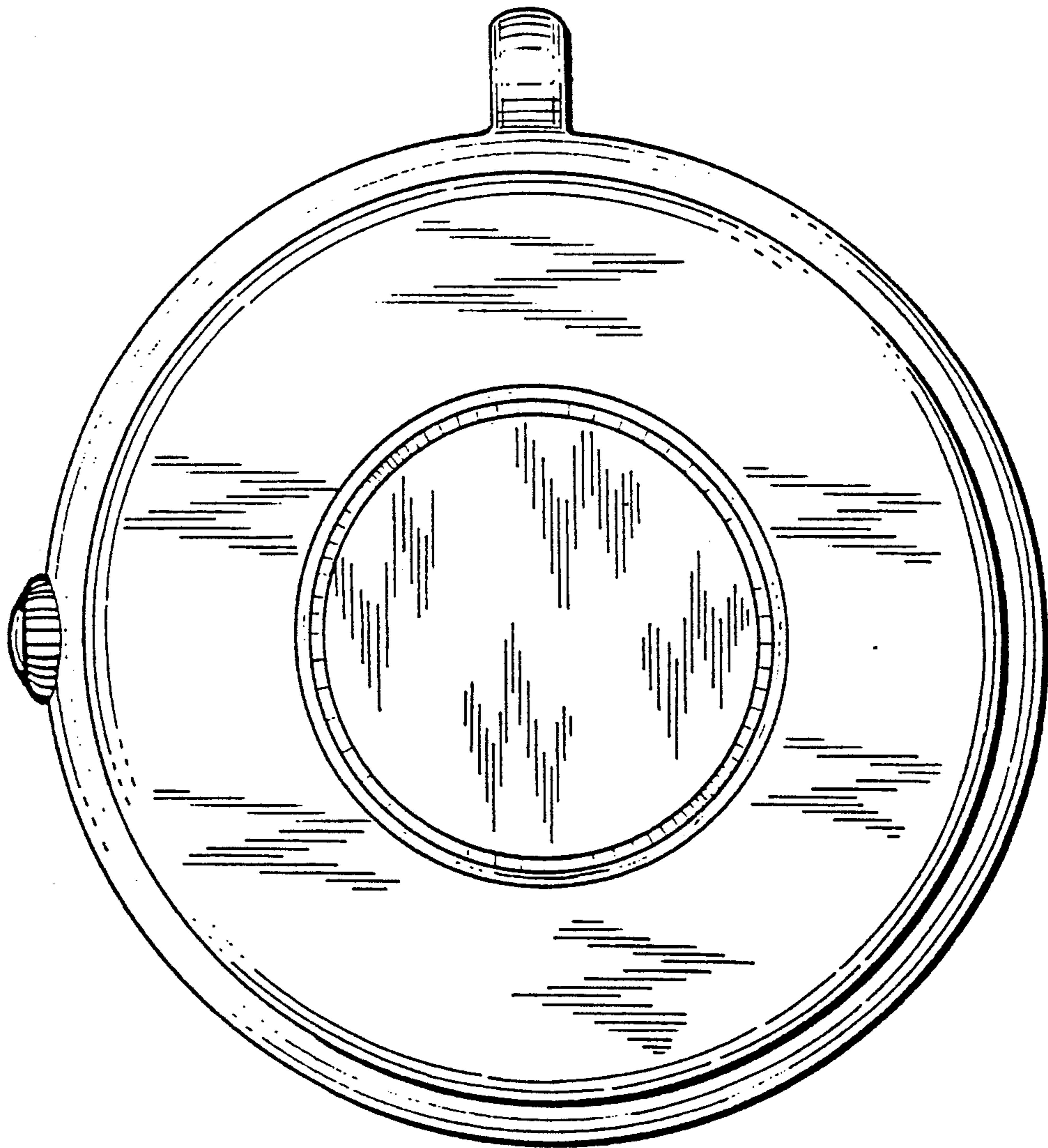


FIG. 4

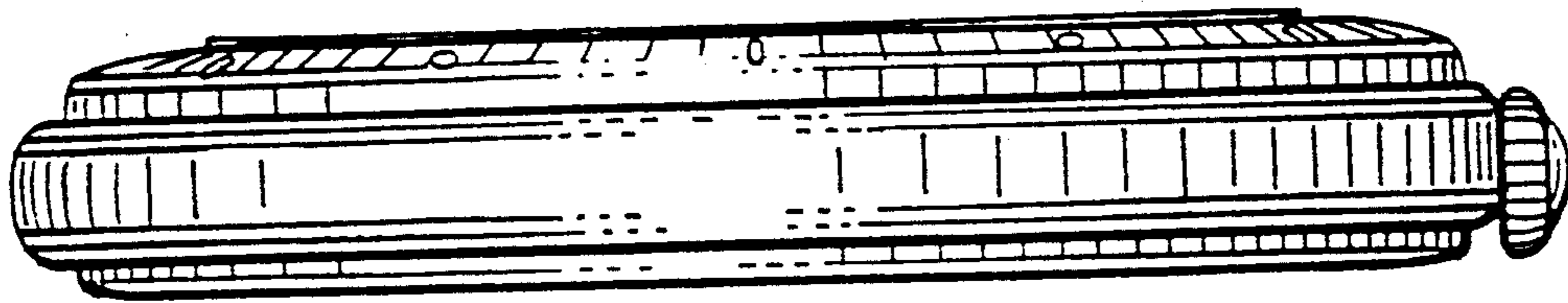


FIG. 3

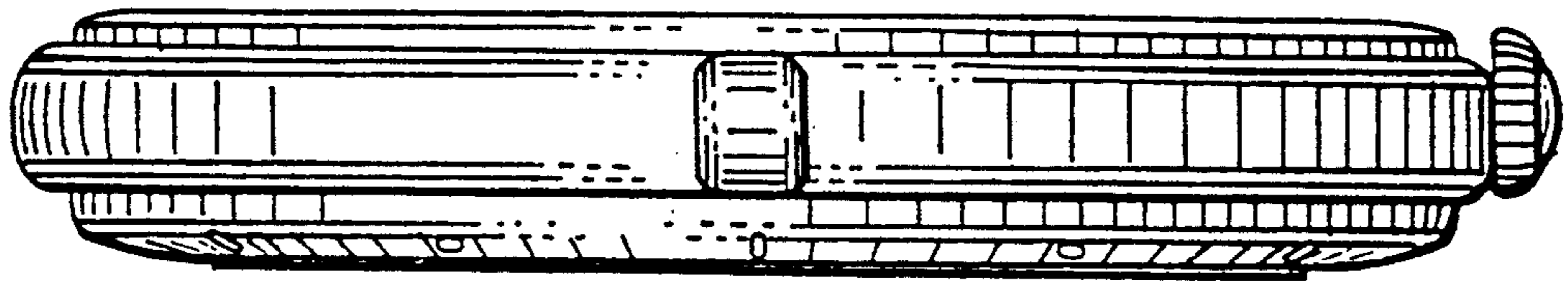


FIG. 5




FIG. 6




FIG. 7

