



US00D340827S

United States Patent [19]

[11] Patent Number: **Des. 340,827**

Hubbard

[45] Date of Patent: **** Nov. 2, 1993**

[54] **TOOL HOLDER**

[75] Inventor: **Norman F. Hubbard**, Scranton, Pa.

[73] Assignee: **Tool Deck, Inc.**, Moosic, Pa.

[**] Term: **14 Years**

[21] Appl. No.: **818,982**

[22] Filed: **Jan. 10, 1992**

[52] U.S. Cl. **D6/567; D6/574**

[58] Field of Search **D6/552, 553, 567, 569, D6/570-574; D8/354, 373; 206/349; 211/60.1, 69, 70.6, 70.7, 86, 87, 89, 126, 134, 70.5; 248/309.1**

2,974,804 3/1961 Maro 211/70.6
 3,187,902 6/1965 Nelson 211/70.6
 3,603,551 9/1971 Peterson 211/70.6
 3,685,667 8/1972 Bell 211/70.5
 4,337,860 7/1982 Carrigan .
 4,688,672 8/1987 Pemberton .

Primary Examiner—Brian N. Vinson
Attorney, Agent, or Firm—Eckert Seamans Cherin & Mellott

[57] CLAIM

The ornamental design for a tool holder, as shown and described.

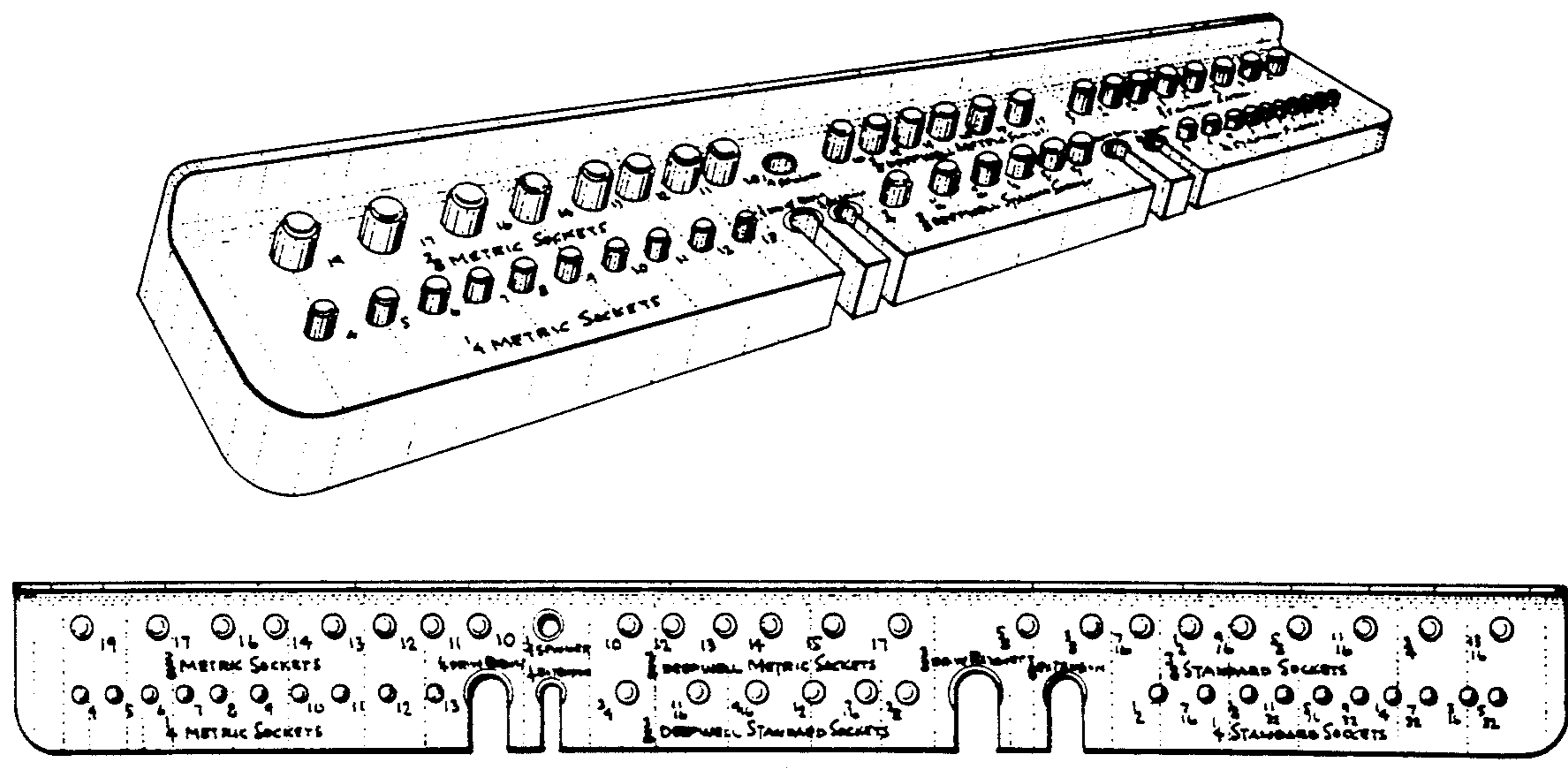
DESCRIPTION

FIG. 1 is a perspective view of the tool holder of my invention;
 FIG. 2 is a top plan view thereof;
 FIG. 3 is a front view thereof;
 FIG. 4 is a bottom plan view thereof;
 FIG. 5 is a rear view thereof;
 FIG. 6 is a right-hand side view thereof; and,
 FIG. 7 is a left-hand side view thereof.

[56] **References Cited**

U.S. PATENT DOCUMENTS

D. 251,819	5/1979	Nuttall et al.	D6/569
D. 286,119	10/1986	Enquist	D6/552
D. 309,687	8/1990	Embree et al.	D6/553
D. 310,762	9/1990	Embree et al.	D6/569
D. 323,245	1/1992	Hobson	D6/553 X



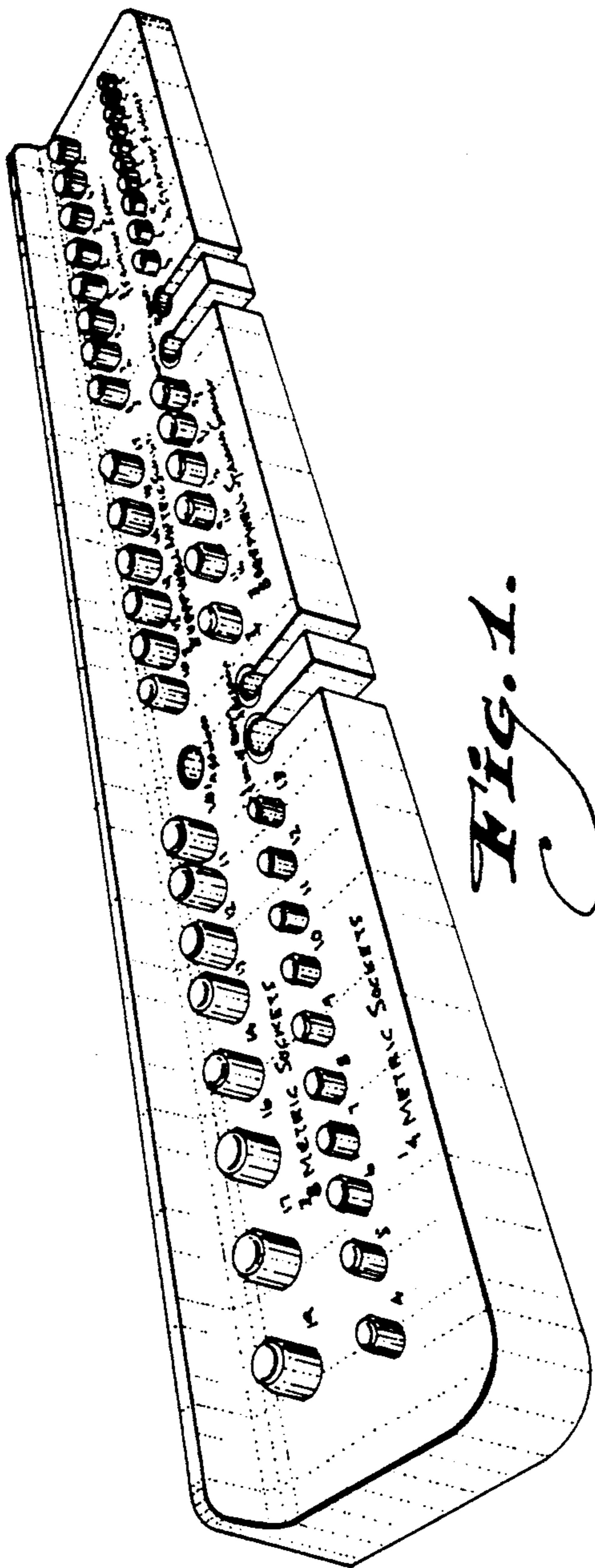


FIG. 1.

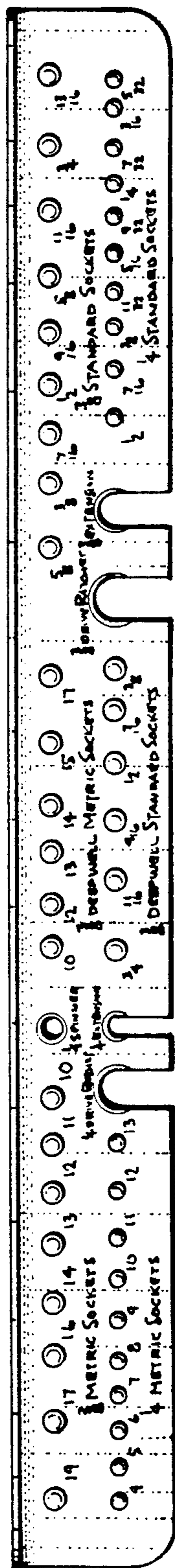


FIG. 2.



FIG. 3.

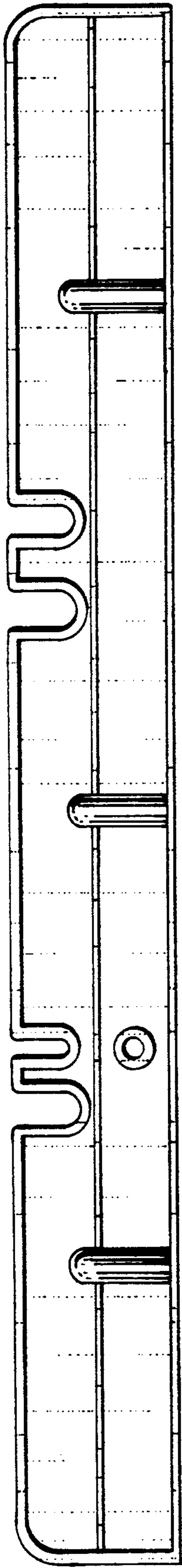


FIG. 4.

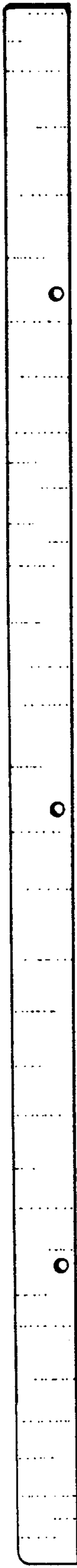


FIG. 5.

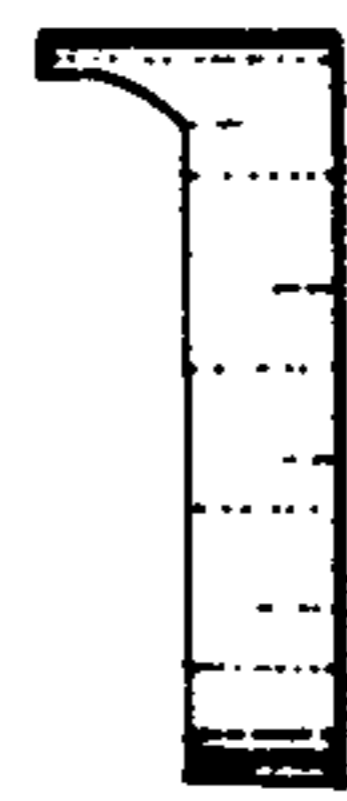


FIG. 6.



FIG. 7.