



US00D340825S

United States Patent [19]

[11] Patent Number: Des. 340,825

Gibson

[45] Date of Patent: ** Nov. 2, 1993

[54] PORTION OF A GRIDWALL HOLDER FOR PLATES

FOREIGN PATENT DOCUMENTS

1102977 2/1968 United Kingdom .

[75] Inventor: Eugene A. Gibson, Eugene, Oreg.

OTHER PUBLICATIONS

[73] Assignee: Gibson Holders, Inc., Eugene, Oreg.

Ser. No. 07/770,525 filed Oct. 3, 1991 Gibson.
Ser. No. 07/770,523 filed Oct. 3, 1991 Gibson.
Ser. No. 07/770,660 filed Oct. 3, 1991 Gibson.
Brochure of Omaha Fixtures of Omaha Nebraska showing products WSSS, WGSS, WSFS, WSFG (undated).

[**] Term: 14 Years

Primary Examiner—Brian N. Vinson
Attorney, Agent, or Firm—Merchant, Gould, Smith, Edell, Welter & Schmidt

[21] Appl. No.: 770,662

[22] Filed: Oct. 3, 1991

[52] U.S. Cl. D6/566

[57] CLAIM

[58] Field of Search D6/512-513,
D6/553, 566-567; 211/86-87, 94, 106, 181;
248/302-304, 308, 222.2; 40/156

The ornamental design for a portion of a gridwall holder for plates, as shown and described.

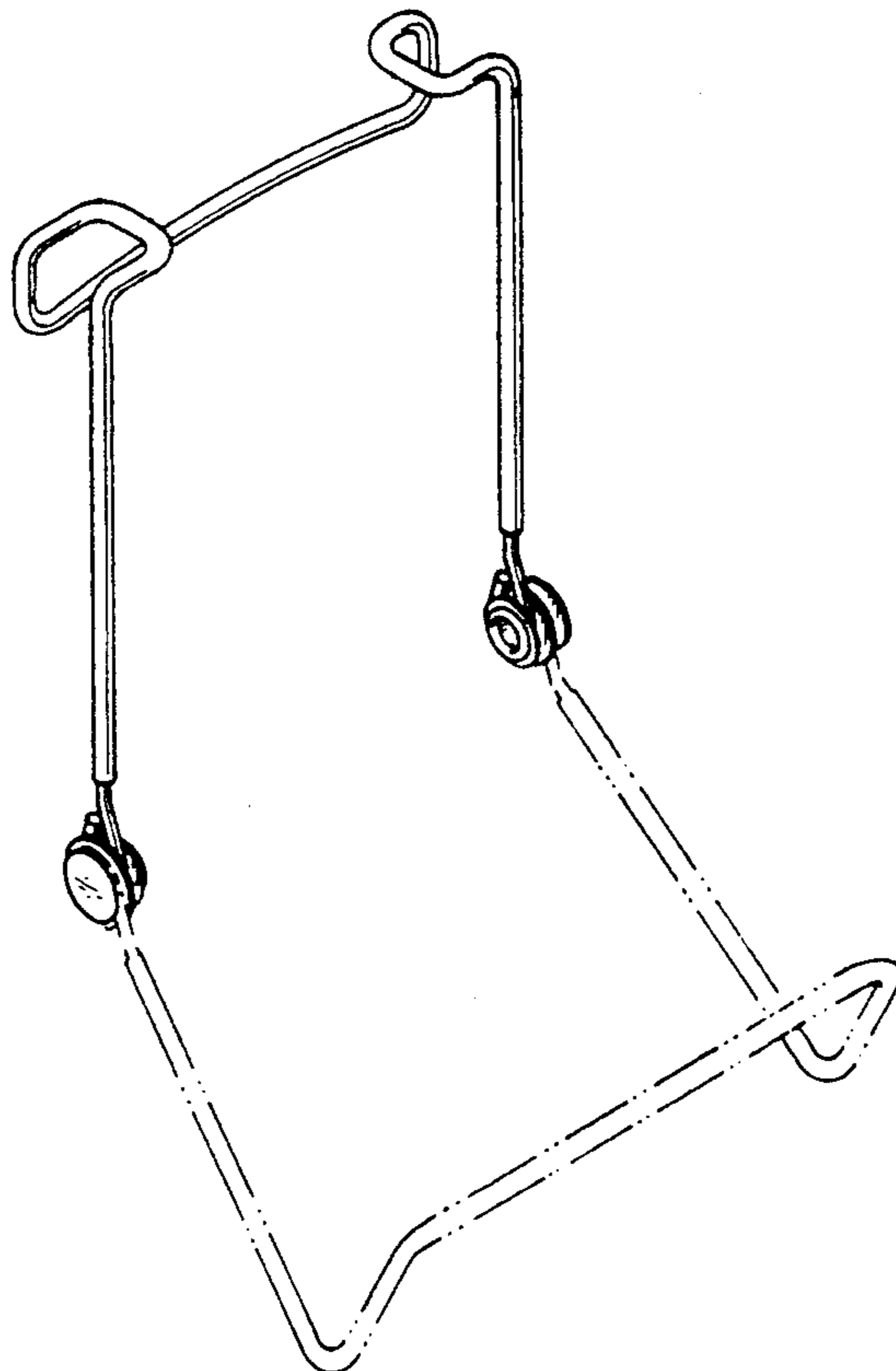
[56] References Cited

DESCRIPTION

U.S. PATENT DOCUMENTS

D. 252,439	7/1979	Smith	D6/566 X
D. 317,992	7/1991	Miller	D6/566
869,995	11/1907	Timberlake .	
1,873,297	8/1932	Davenport .	
2,519,711	8/1950	Sprechmann .	
3,310,271	3/1967	King .	
4,269,381	5/1981	Harms .	
4,582,285	4/1986	Veenstra .	
4,980,983	1/1991	Champley	40/156

FIG. 1 is a top, front and left side perspective view of the portion of a gridwall holder for plates of the invention;
FIG. 2 is a front elevation view thereof;
FIG. 3 is a rear elevation view thereof;
FIG. 4 is a left side elevation view thereof with the right side being a mirror image thereof;
FIG. 5 is a top plan view thereof; and,
FIG. 6 is a bottom plan view thereof.
The broken-line disclosure is for illustrative purposes only and forms no part of the claimed design.



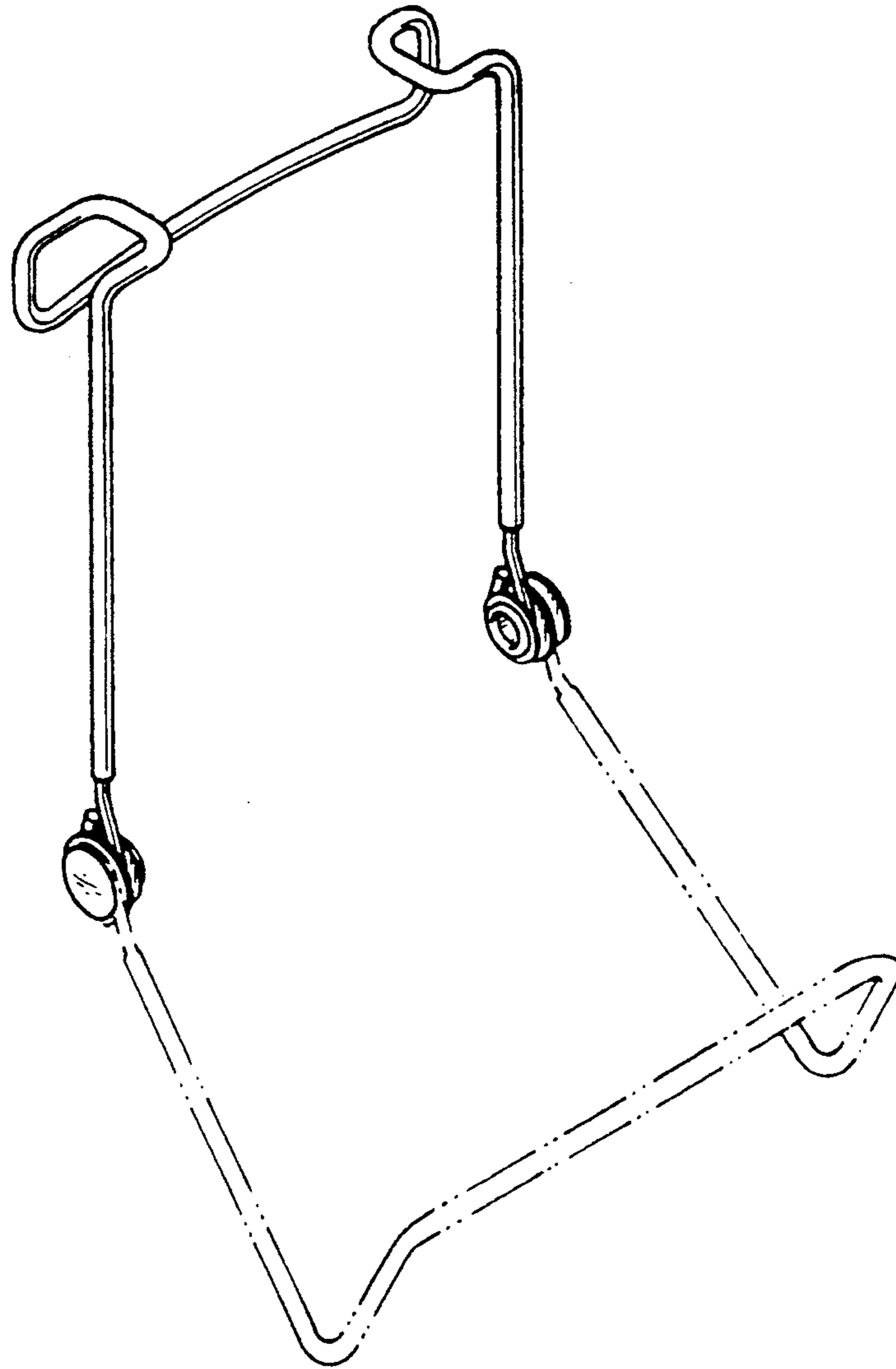


FIG. 1

FIG. 5



FIG. 2

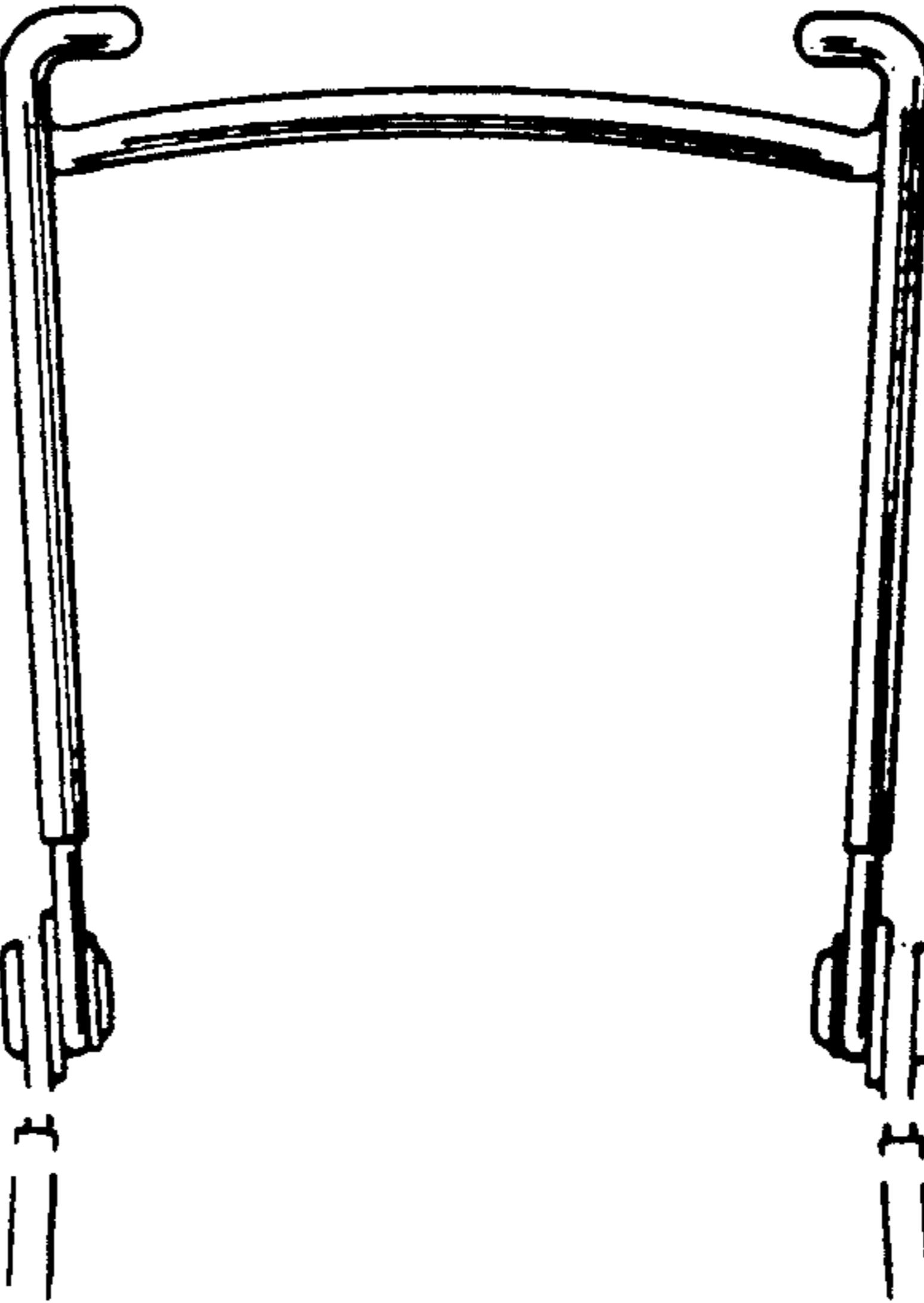
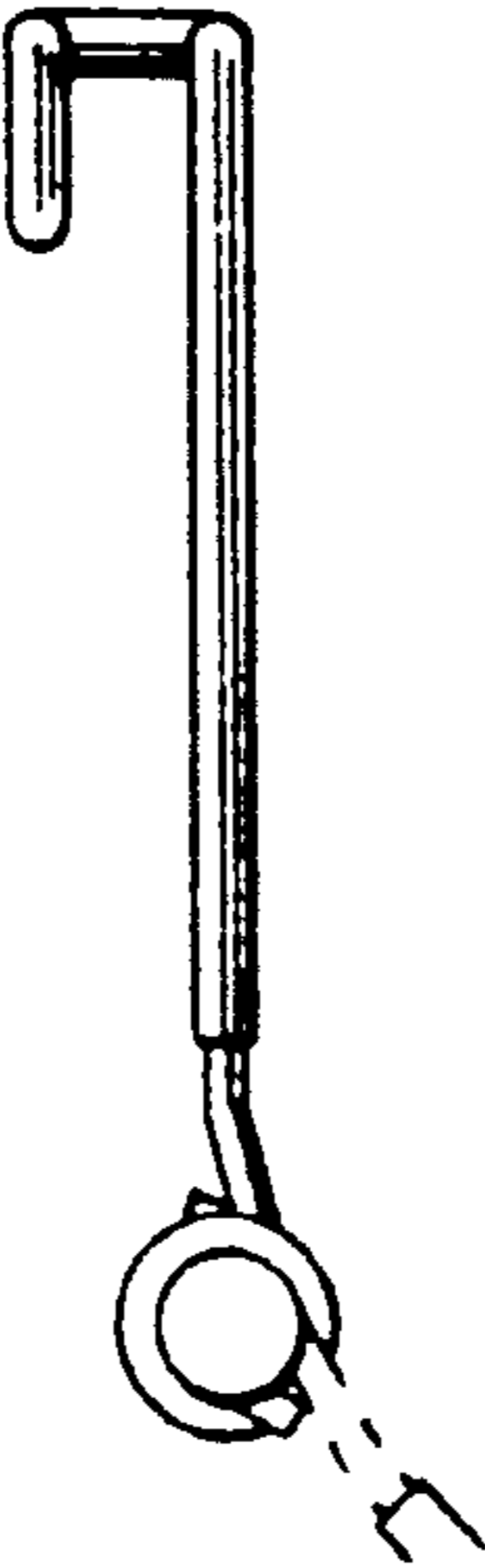


FIG. 4



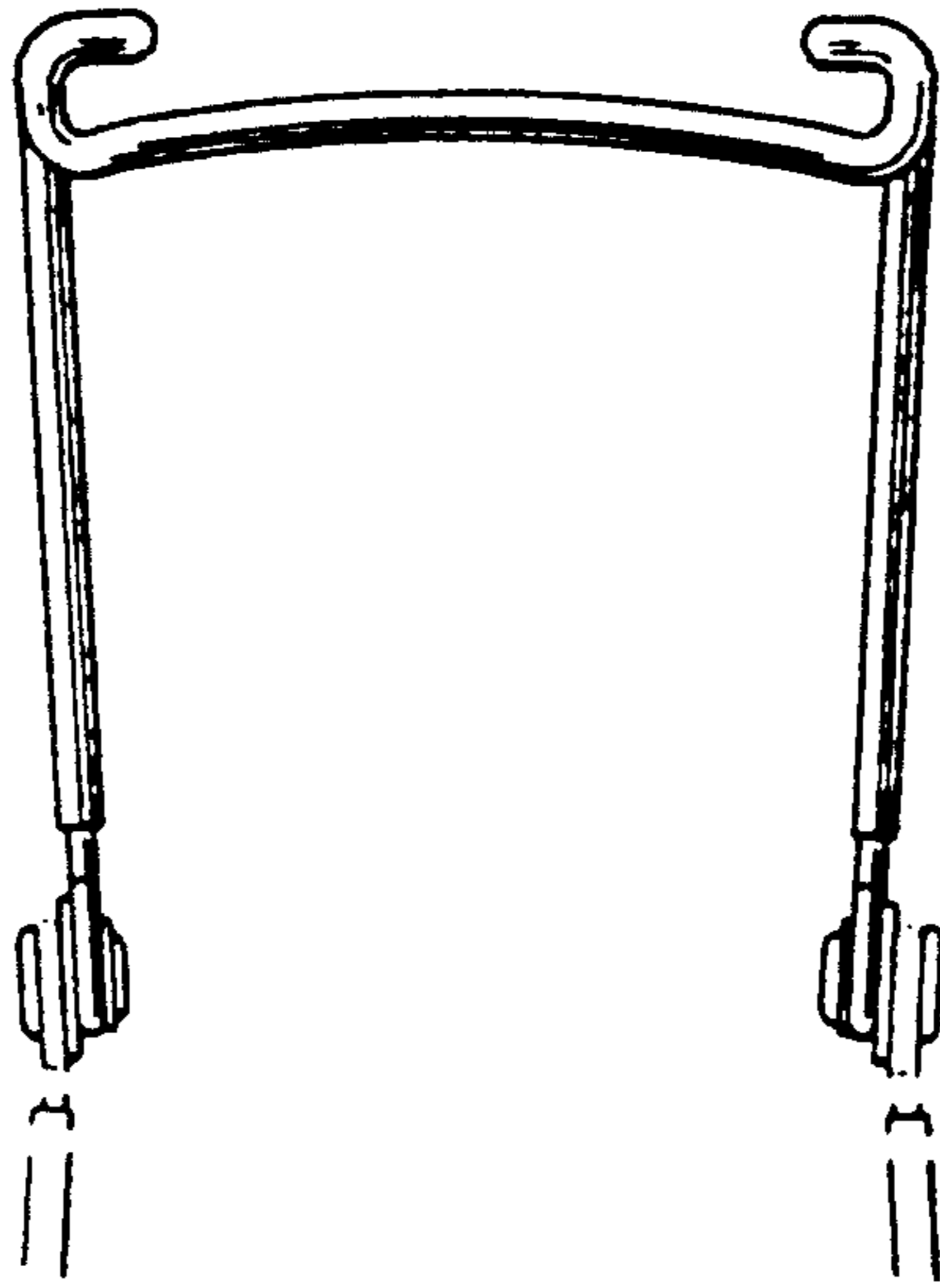


FIG. 3




FIG. 6