



US00D340819S

United States Patent [19]

[11] Patent Number: **Des. 340,819**

Hutchinson

[45] Date of Patent: **** Nov. 2, 1993**

[54] STORAGE CABINET FOR SMALL KITCHEN APPLIANCES

D. 321,612 11/1991 Sixt D6/438
D. 322,367 12/1991 Sixt D6/438

[76] Inventor: **Edson B. Hutchinson, 1639 Eleanor La., Laguna Beach, Calif. 92651**

Primary Examiner—Carmen H. Vales-Lado
Attorney, Agent, or Firm—John E. Reilly

[**] Term: **14 Years**

[57] **CLAIM**

[21] Appl. No.: **810,012**

The ornamental design for a storage cabinet for small kitchen appliances, as shown and described.

[22] Filed: **Dec. 18, 1991**

DESCRIPTION



[52] U.S. Cl. **D6/439**

[58] Field of Search **D6/432-448, D6/474; 312/203, 204, 198**

FIG. 1 is a front perspective view of a storage cabinet for small kitchen appliances showing my new design; FIG. 2 is a right side elevational view thereof; FIG. 3 is a left side elevational view thereof; FIG. 4 is a front elevational view thereof; FIG. 5 is a rear elevational view thereof; FIG. 6 is top plan view thereof; and, FIG. 7 is a front perspective view with the top door and right bottom door open for convenience of illustration.

[56] **References Cited**
U.S. PATENT DOCUMENTS

- D. 144,032 3/1946 Broadbent D6/439
- D. 179,379 12/1956 Dailey D6/439 X
- D. 287,624 1/1987 Landen et al. D6/439 X






FIG-1




FIG-2





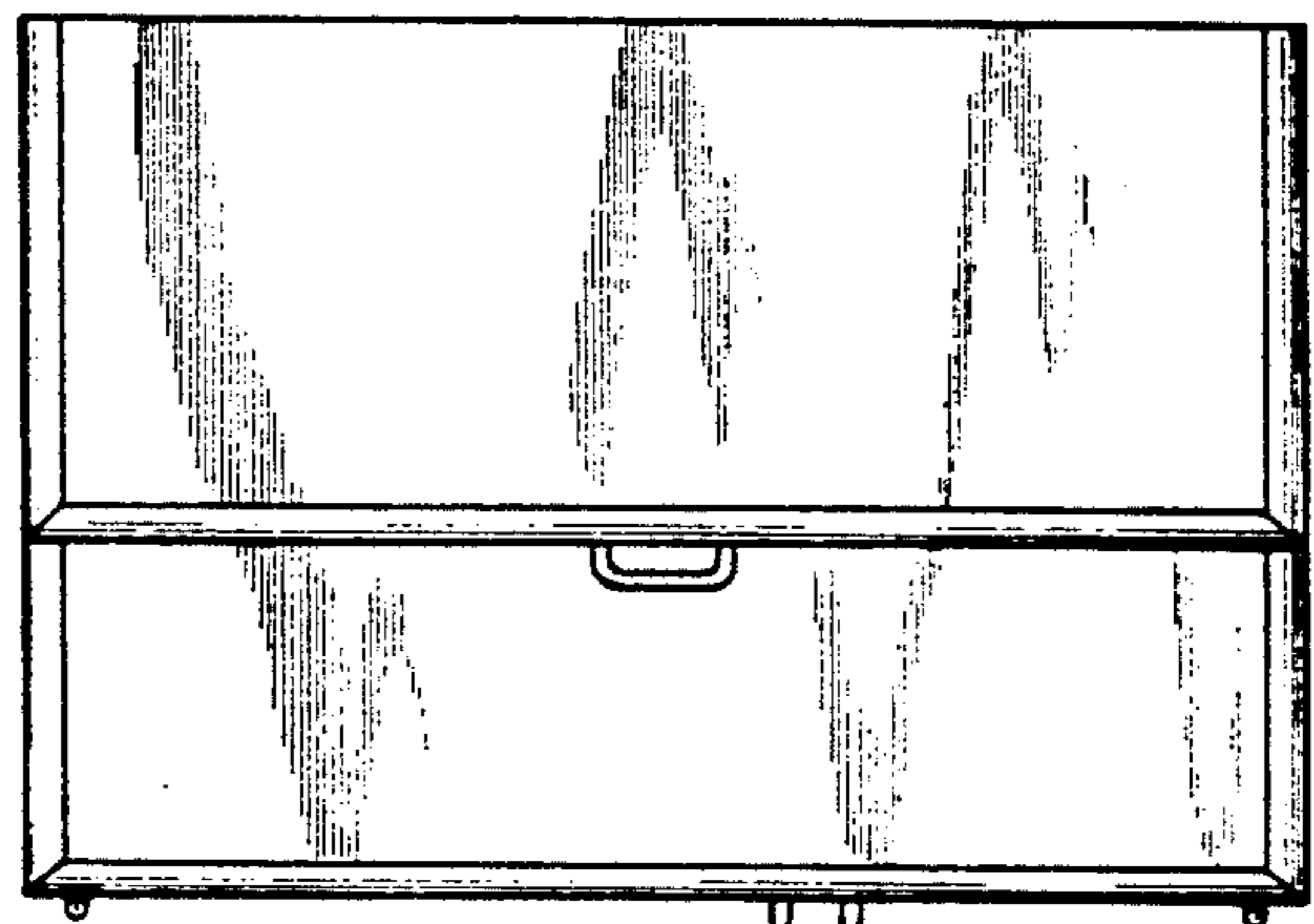
FIG-3




FIG-4



 5



 6



 7