



US00D340810S

United States Patent [19]

[11] Patent Number: **Des. 340,810**

Wenkman

[45] Date of Patent: **** Nov. 2, 1993**

[54] PHOTOGRAPHIC DISPLAY FRAME

4.434.567	3/1984	Leveau	40/157
4.653.207	3/1987	Wisniewski	40/152
4.979.323	12/1990	Wenkman et al.	40/152.1

[75] Inventor: **Gregory J. Wenkman**, Middleton, Wis.

Primary Examiner—Bernard Ansher
Assistant Examiner—Adir Aronovich
Attorney, Agent, or Firm—Quarles & Brady

[73] Assignee: **Uniek Plastics, Inc.**, Waunakee, Wis.

[**] Term: **14 Years**

[57] **CLAIM**

[21] Appl. No.: **651,718**

The ornamental design for a photographic display frame, as shown and described.

[22] Filed: **Feb. 5, 1991**

[52] U.S. Cl. **D6/309**

DESCRIPTION

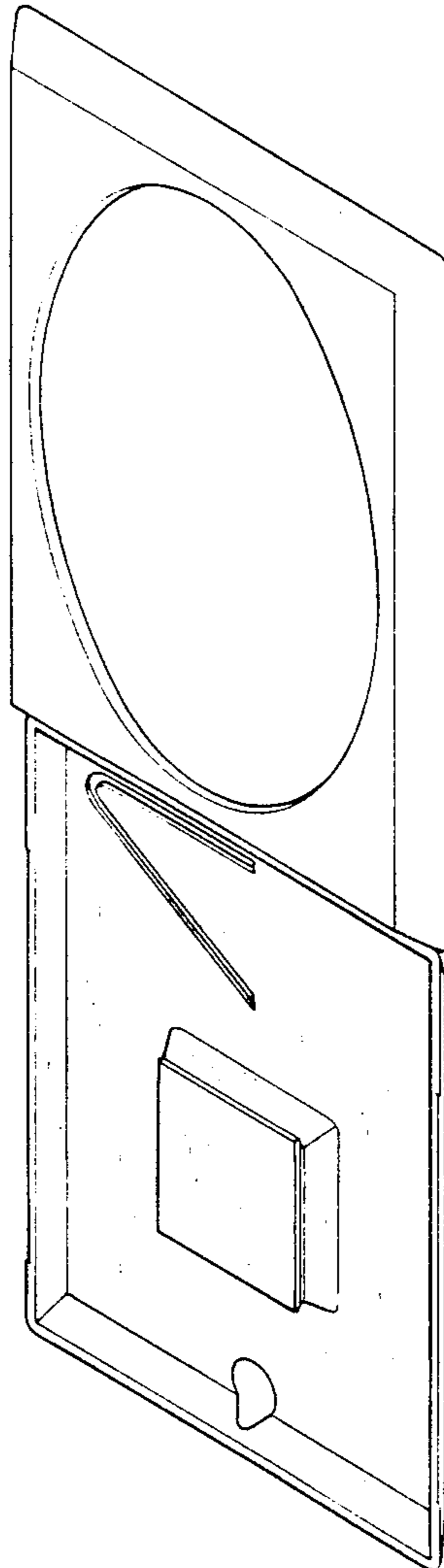
[58] Field of Search **D6/300-314;**
D28/77, 78, 83, 64.1, 64.3; 40/152, 152.1, 157

FIG. 1 is a rear perspective view of a photography display frame showing my new design;
FIG. 2 is a top plan view thereof;
FIG. 3 is a side elevational view thereof, the opposite side being a mirror image of the side shown;
FIG. 4 is a rear elevational view thereof;
FIG. 5 is a front elevational view thereof; and,
FIG. 6 is a bottom plan view thereof.

[56] **References Cited**

U.S. PATENT DOCUMENTS

D. 93.386	9/1934	Forman	D28/77
D. 254.178	2/1980	Levine	D6/311
1.214.477	1/1917	McCormack	40/152



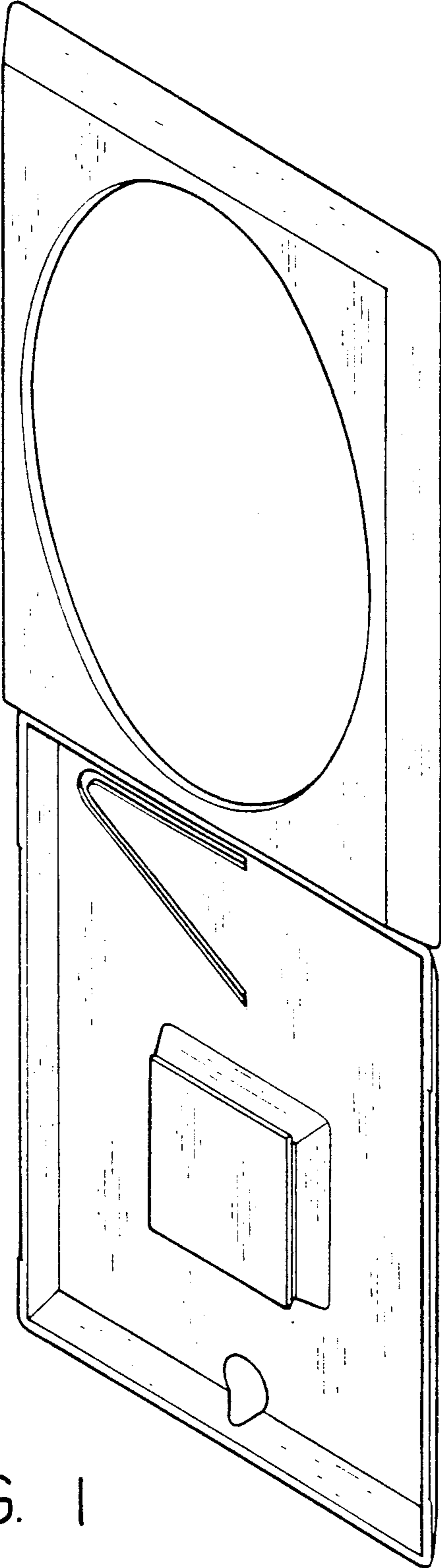


FIG. 1




FIG. 2



FIG. 3

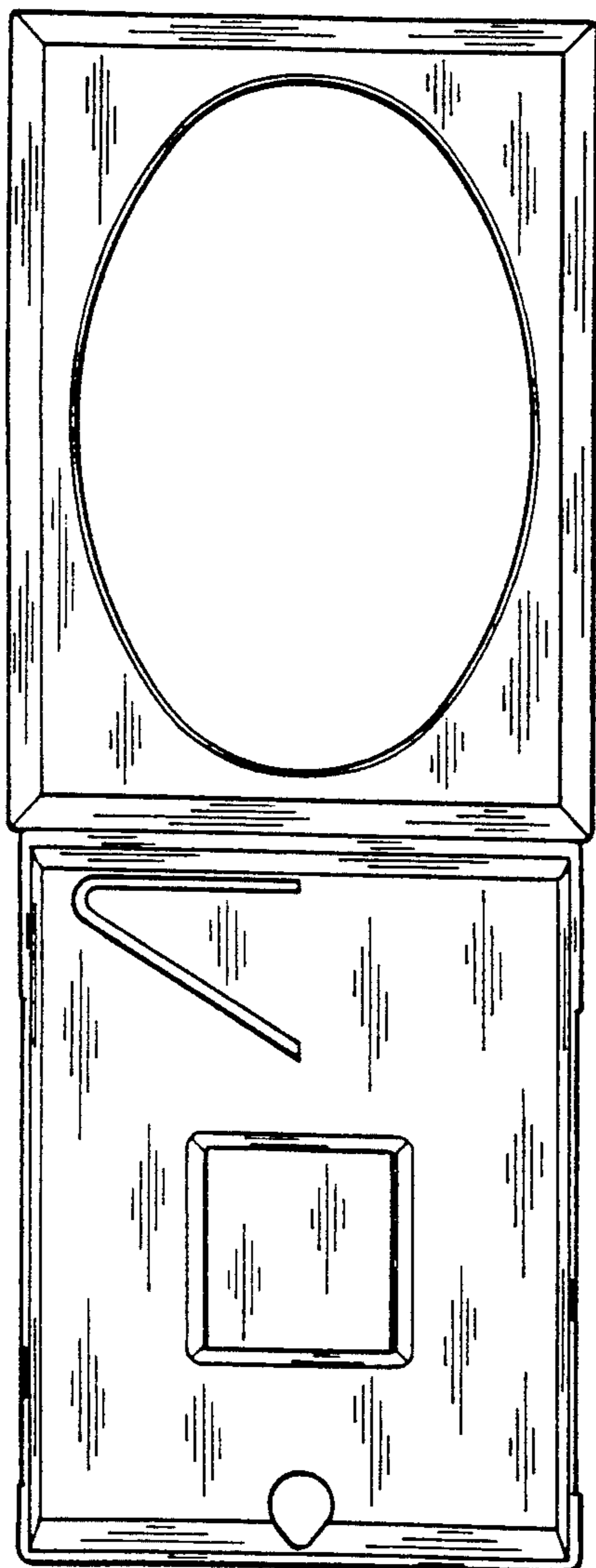


FIG. 4

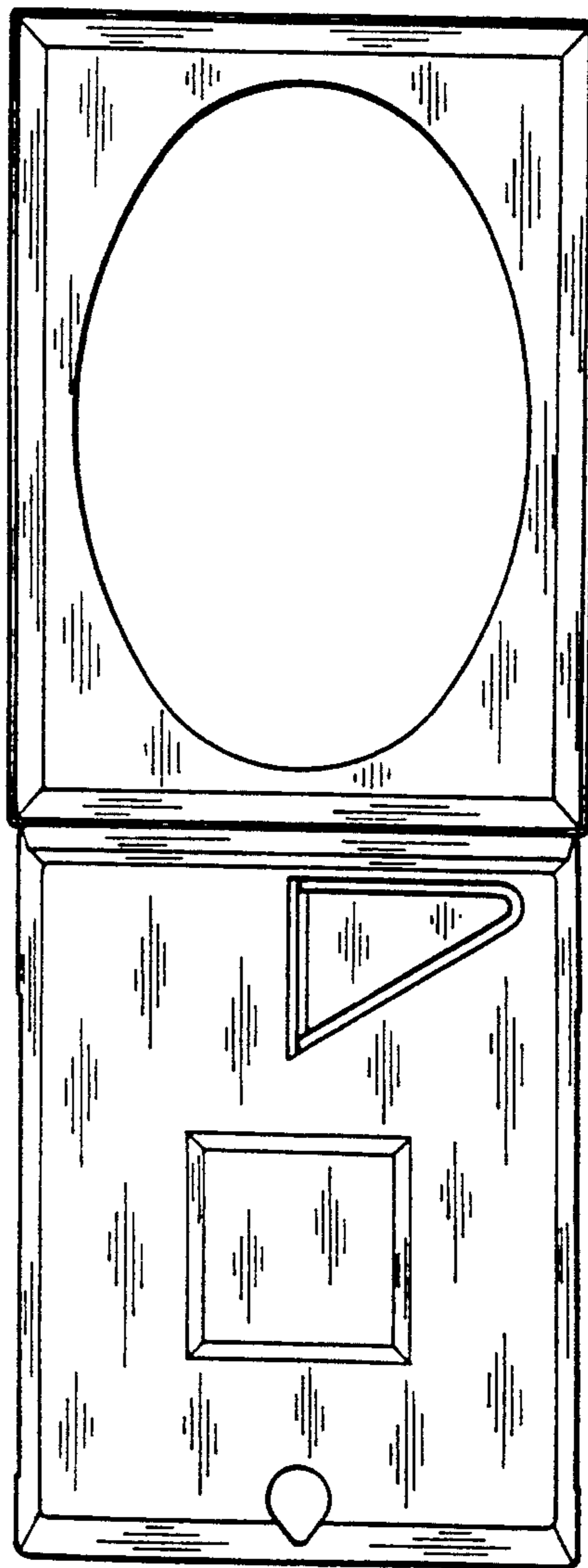


FIG. 5



FIG. 6