



US00D340805S

# United States Patent [19]

[11] Patent Number: **Des. 340,805**

Bates et al.

[45] Date of Patent: **\*\* Nov. 2, 1993**

[54] CARRYING CASE

4.332.338	6/1982	Christiansen	224/222
4.570.688	2/1986	Williams	224/205 X
4.705.086	11/1987	O'Neill	224/240 X
4.763.821	8/1988	Powell	224/222 X

[76] Inventors: **Michael J. Bates**, 19808 N. 69th Ave., Glendale, Ariz. 85308; **Jeffrey M. Loisel**, 744 E. North La., #1, Phoenix, Ariz. 85020

*Primary Examiner*—A. Hugo Word  
*Assistant Examiner*—Doris V. Coles  
*Attorney, Agent, or Firm*—H. Gordon Shields

[\*\*] Term: **14 Years**

[57] **CLAIM**

[21] Appl. No.: **782,456**

The ornamental design for carrying case, as shown and described.

[22] Filed: **Oct. 25, 1991**

[52] U.S. Cl. .... **D3/106**

**DESCRIPTION**

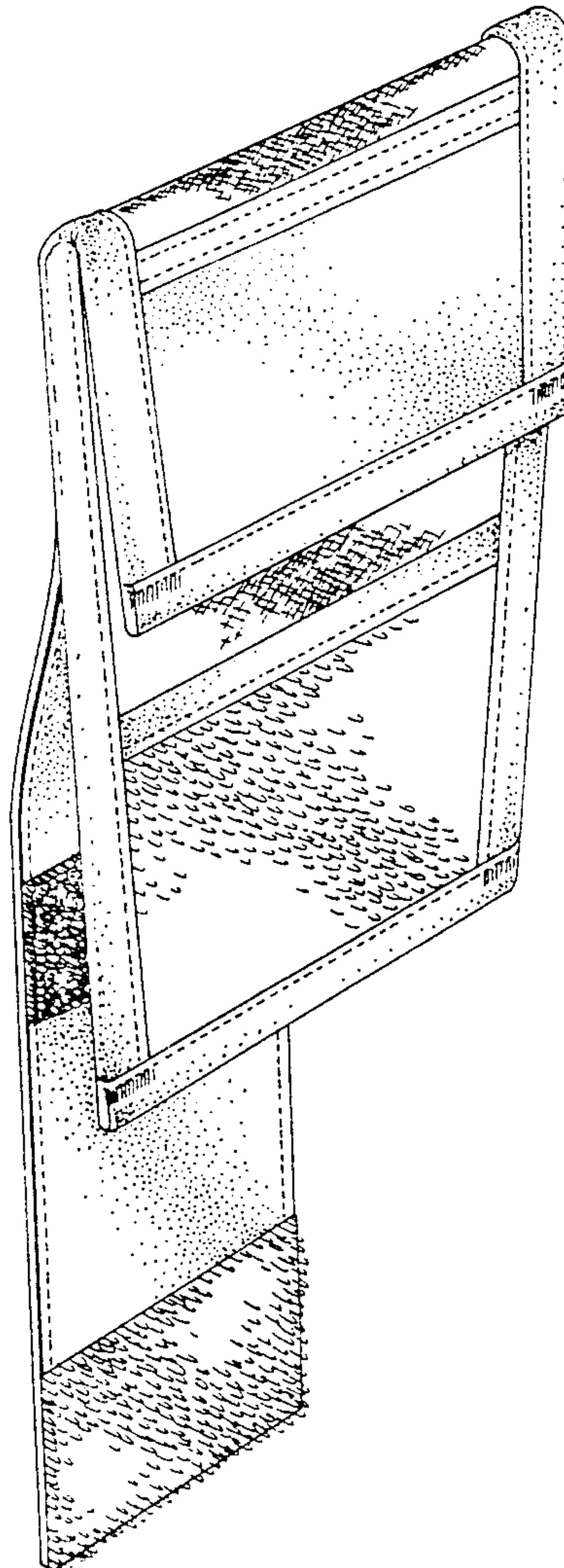
[58] Field of Search ..... D3/100, 106, 104, 105, D3/56; 150/102, 134; 224/222, 267, 253, 219, 236, 205, 901, 240

FIG. 1 is an upper right perspective view of carrying case embodying our ornamental design thereof; FIG. 2 is a left side view thereof; FIG. 3 is a rear view thereof; FIG. 4 is a top view thereof; FIG. 5 is a bottom view thereof; and FIG. 6 is an upper right side perspective view thereof with the case opened.

[56] **References Cited**

**U.S. PATENT DOCUMENTS**

D. 288,263	2/1987	Pagano	D3/56
D. 323,939	2/1992	Mok	D3/100



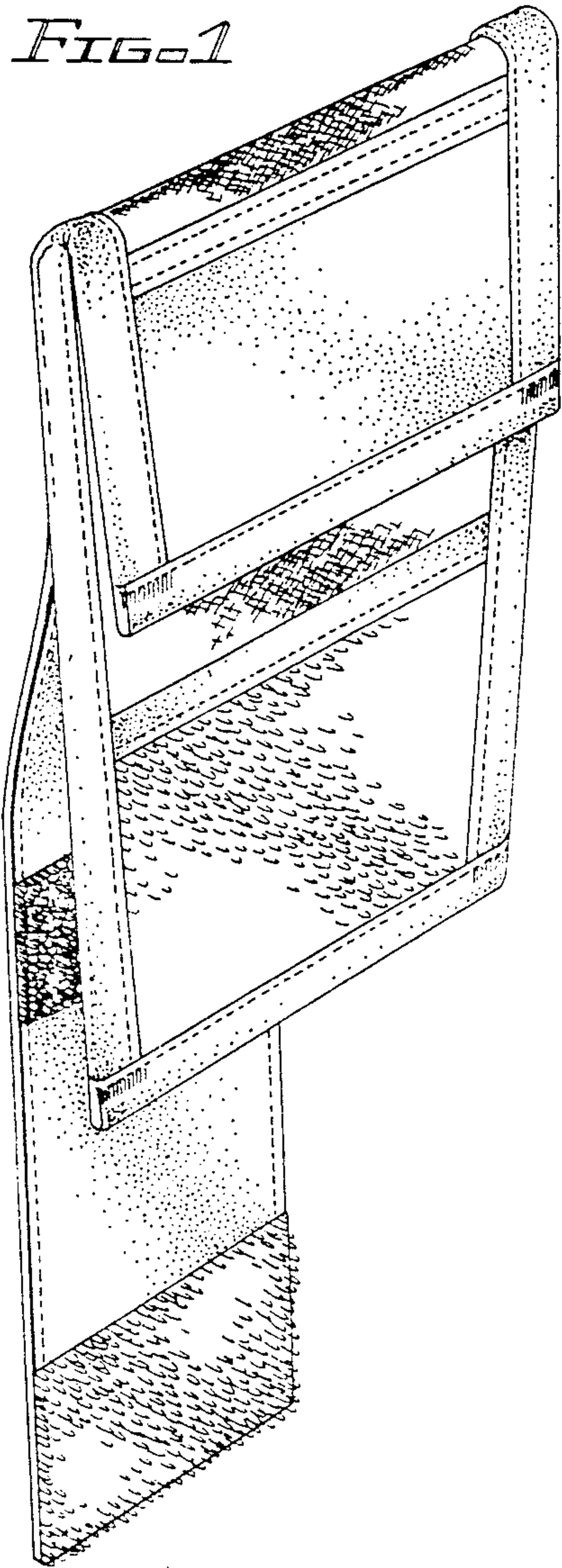


FIG. 1

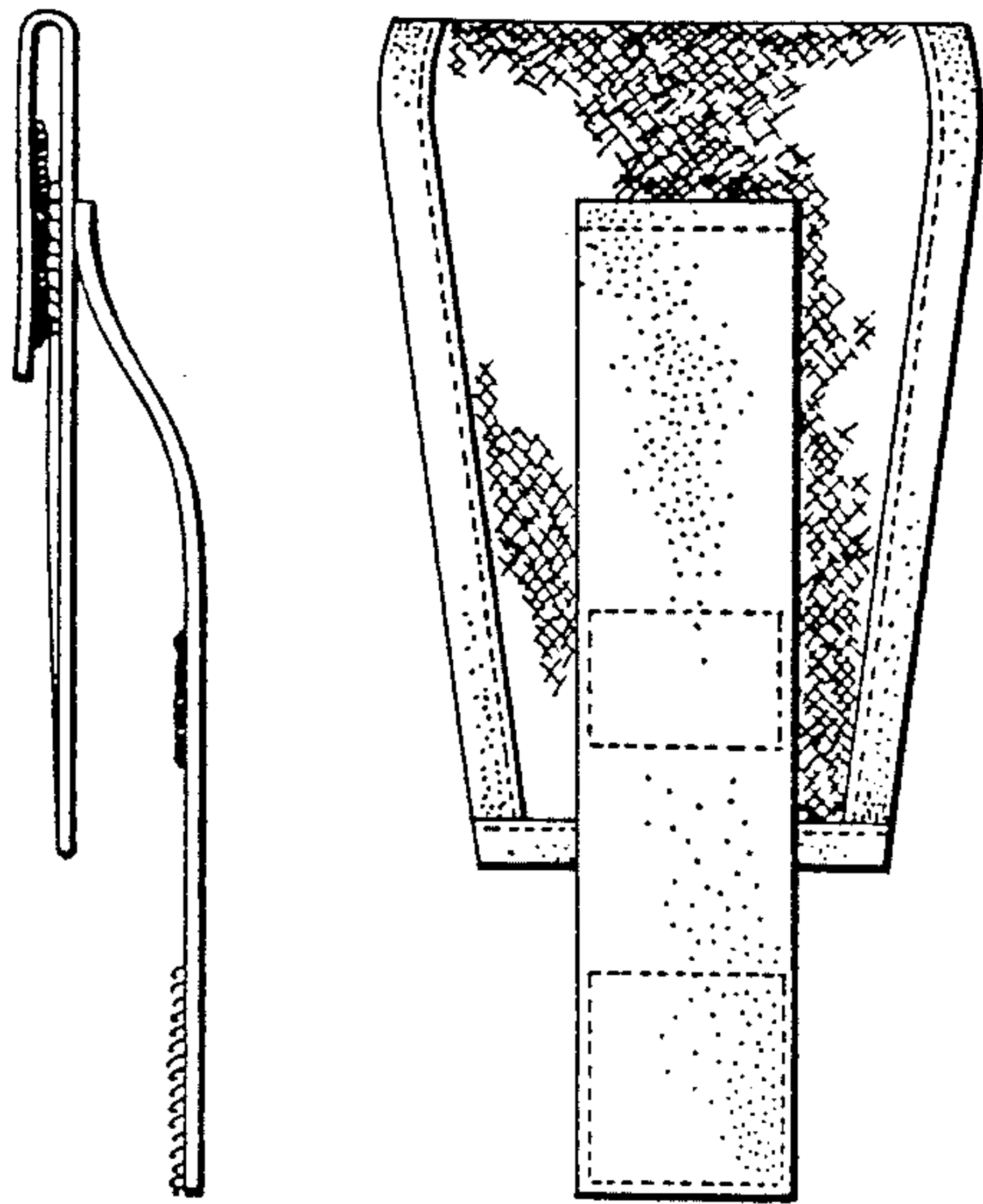


FIG. 2

FIG. 3

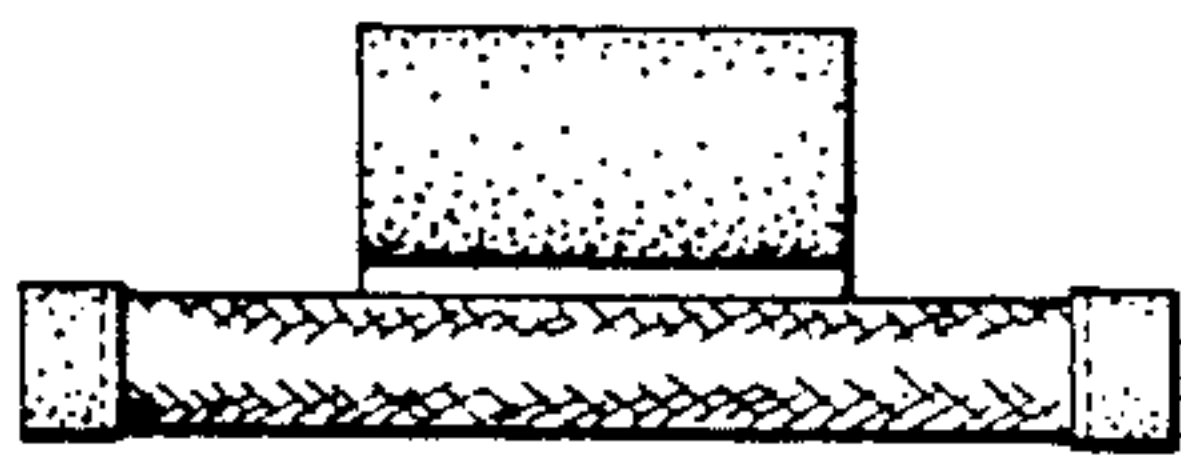


FIG. 4



FIG. 5

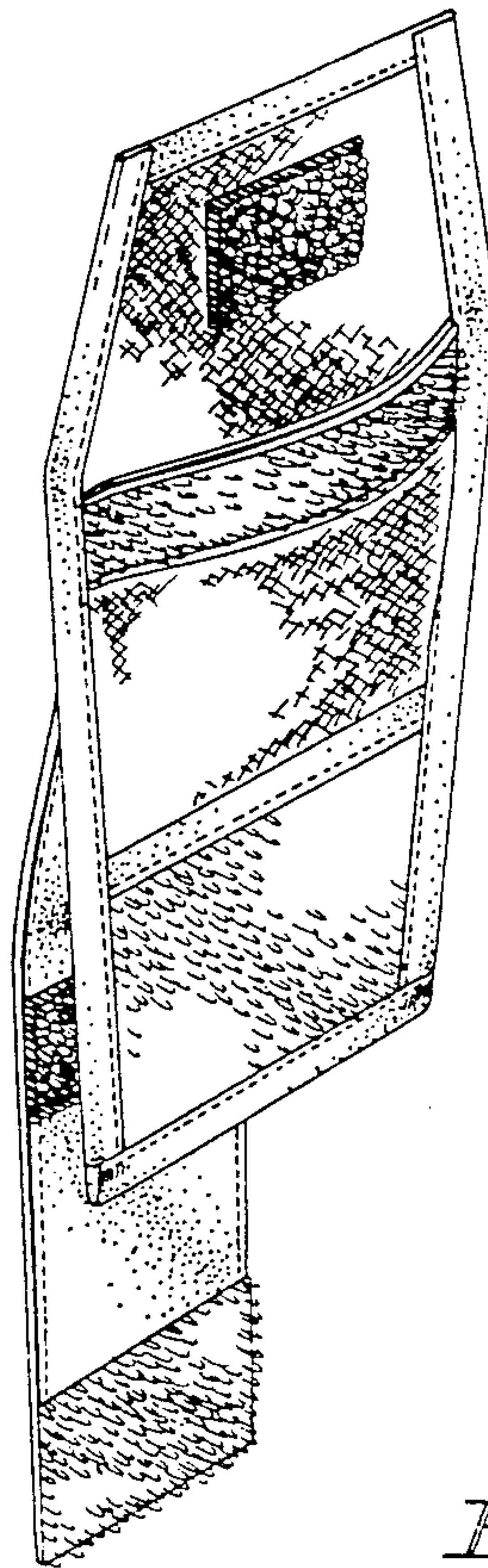


FIG. 6