



US00D340803S

United States Patent [19]

Bradford et al.

[11] Patent Number: **Des. 340,803**

[45] Date of Patent: **** Nov. 2, 1993**

[54] STORAGE BIN

[75] Inventors: **Todd M. Bradford**, Marshallville;
Albert T. Kobilarcik, Wooster, both
of Ohio

[73] Assignee: **Rubbermaid Incorporated**, Wooster,
Ohio

[**] Term: **14 Years**

[21] Appl. No.: **897,971**

[22] Filed: **Jun. 15, 1992**

[52] U.S. Cl. **D3/74; D3/73;**
D6/560

[58] Field of Search **D6/553, 567, 569-571;**
D3/30.1, 73, 74, 75; 312/234, 234.1, 244, 245,
902; 211/13, 86-87; 206/45, 45.31, 1.8;
220/476, 500, 507, 524

[56] **References Cited**

U.S. PATENT DOCUMENTS

D. 174,380	4/1955	Engels et al.	D6/559
D. 316,179	4/1991	Hasuike	D3/73 X
D. 318,568	7/1991	Håkansson	D3/74
D. 332,868	2/1993	Chen	D6/560 X
2,227,342	12/1940	Gustowski	312/244
3,942,851	3/1976	Kaplan	312/120
4,616,891	10/1986	Jantzen	312/328

OTHER PUBLICATIONS

Handsome Rewards brochure—Storage Bin.

P. 13, Utility Cabinets, Flambeau, P.O. Box 5067, Co-
lumbus, Indiana 47202. Publication date 1987.

Catalog Page, EZ-Sort Bins, Bush Lake Industries 4571
Valley Industrial Blvd., South, Shakopee, Minnesota
55379. Publication date Jul., 1986.

Catalog Page, Organizers, Plano Molding Company,
Plano, Illinois 60545-0189. Publication date 1991.

Pp. 8, 10 and 11, Organizers, Contico Manufacturing
Co., a division of Continental International, 1101 War-
son Road, St. Louis, Mo. 63132. Publication date
1990-1991.

Pp. 2, 6 and 7, Cabinets, Akro-Mills, Akron, Ohio
44309. Publication date 1979.

Primary Examiner—Brian N. Vinson

Attorney, Agent, or Firm—Richard B. O'Planick; Lisa B.
Riedesel

[57] **CLAIM**

The ornamental design for a storage bin, as shown and
described.

DESCRIPTION

FIG. 1 is a top right front perspective view of a storage
bin showing our new design;

FIG. 2 is a front elevational view thereof;

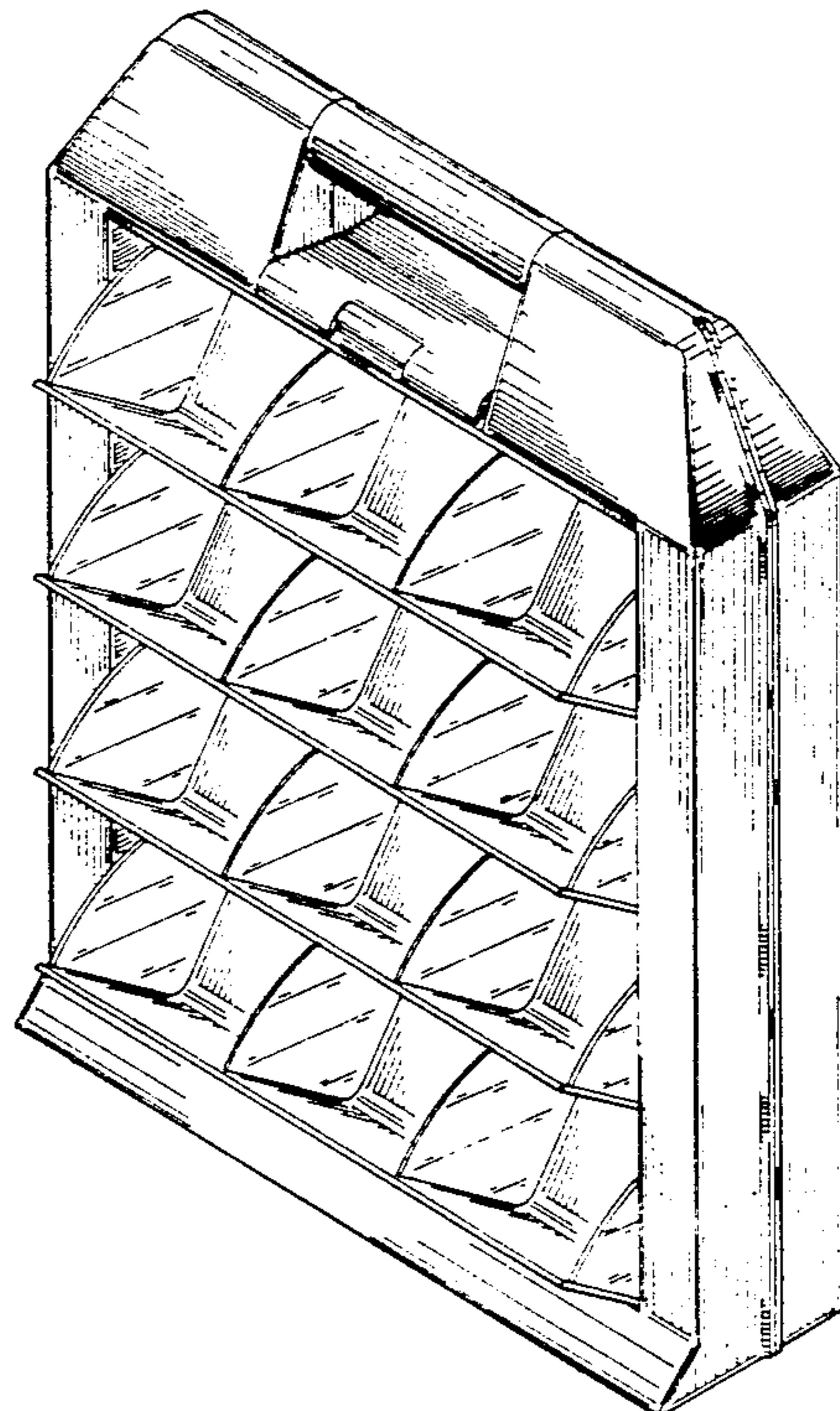
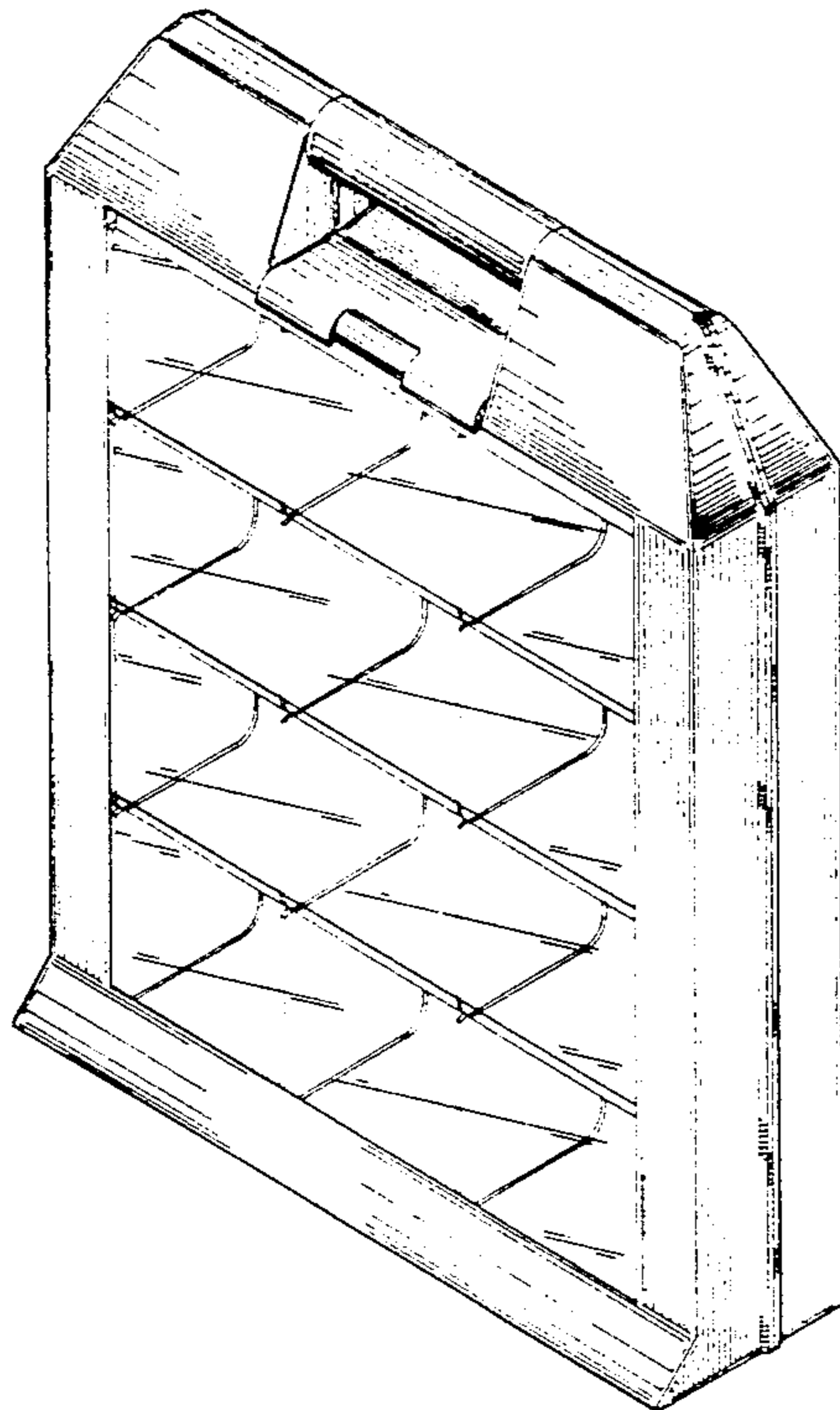
FIG. 3 is a rear elevational view thereof;

FIG. 4 is a side elevational view thereof; the opposite
side being a mirror image;

FIG. 5 is a top plan view thereof;

FIG. 6 is a bottom plan view thereof; and,

FIG. 7 is a top right front perspective view thereof
showing the drawers of said storage bin in an open
position.



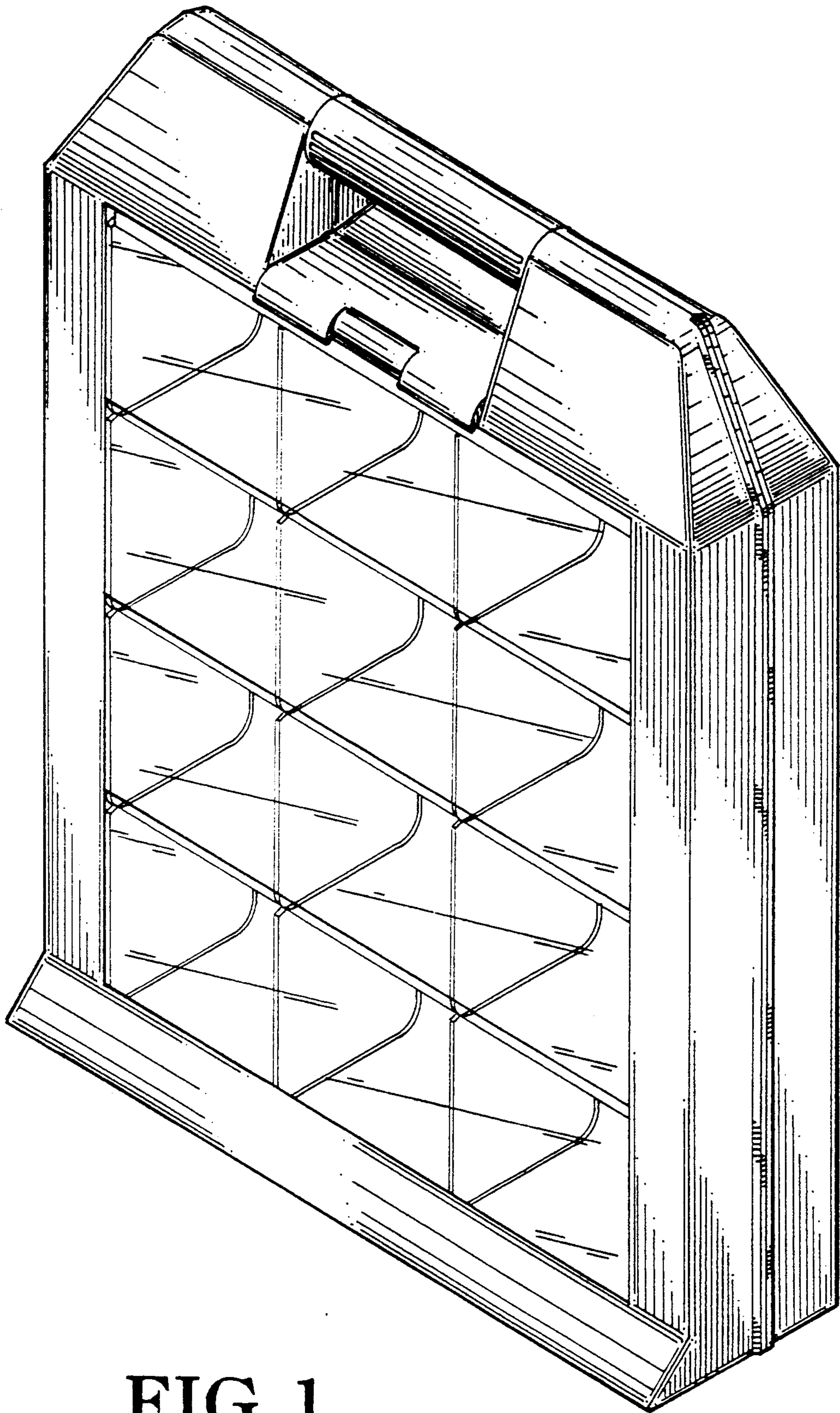


FIG. 1




FIG. 2

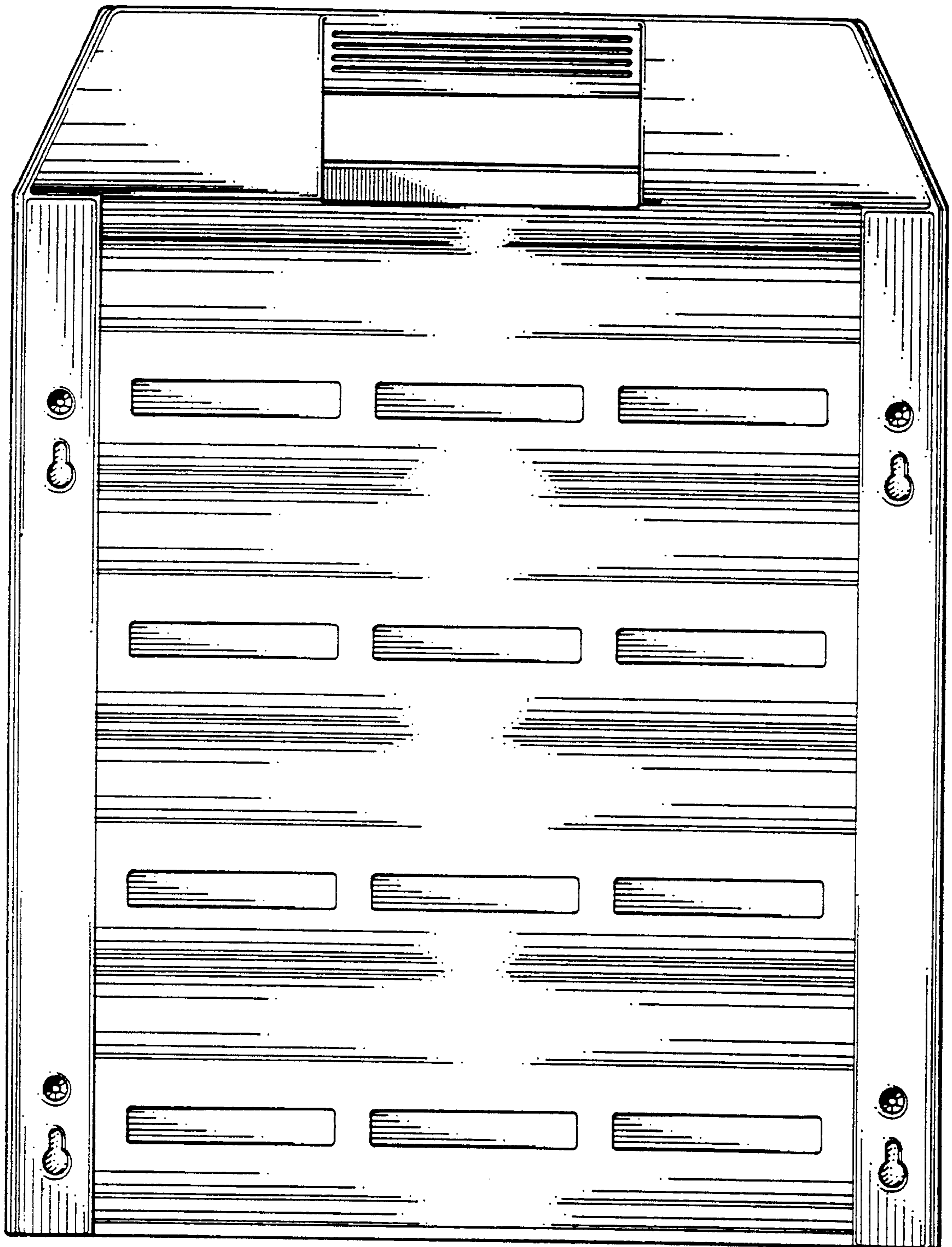


FIG. 3




FIG. 4

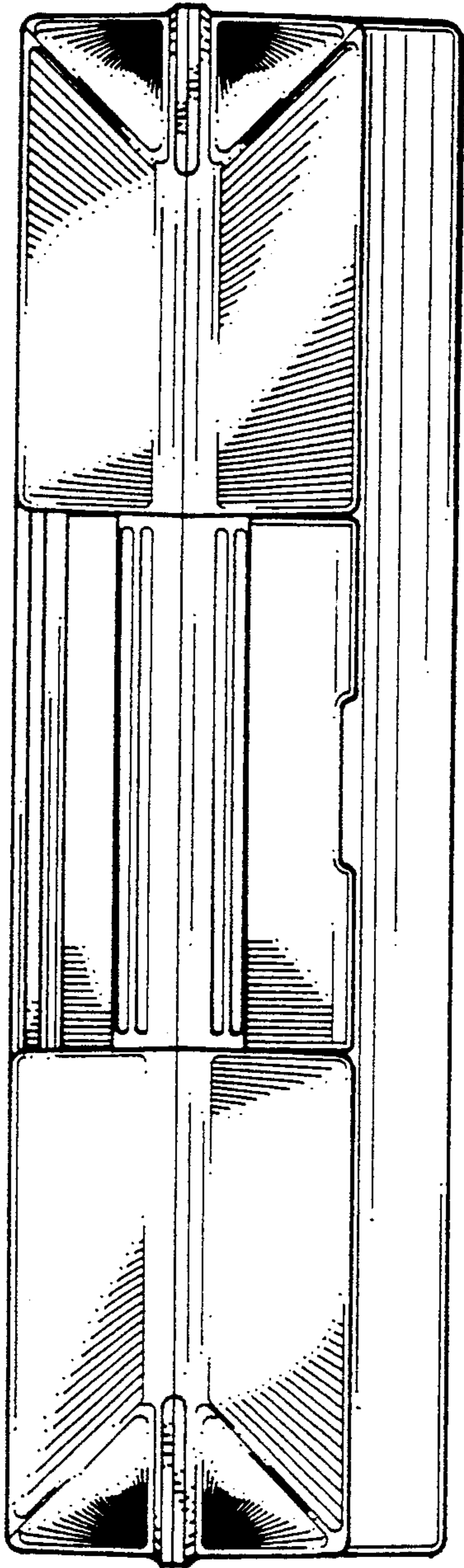


FIG. 5




FIG. 6

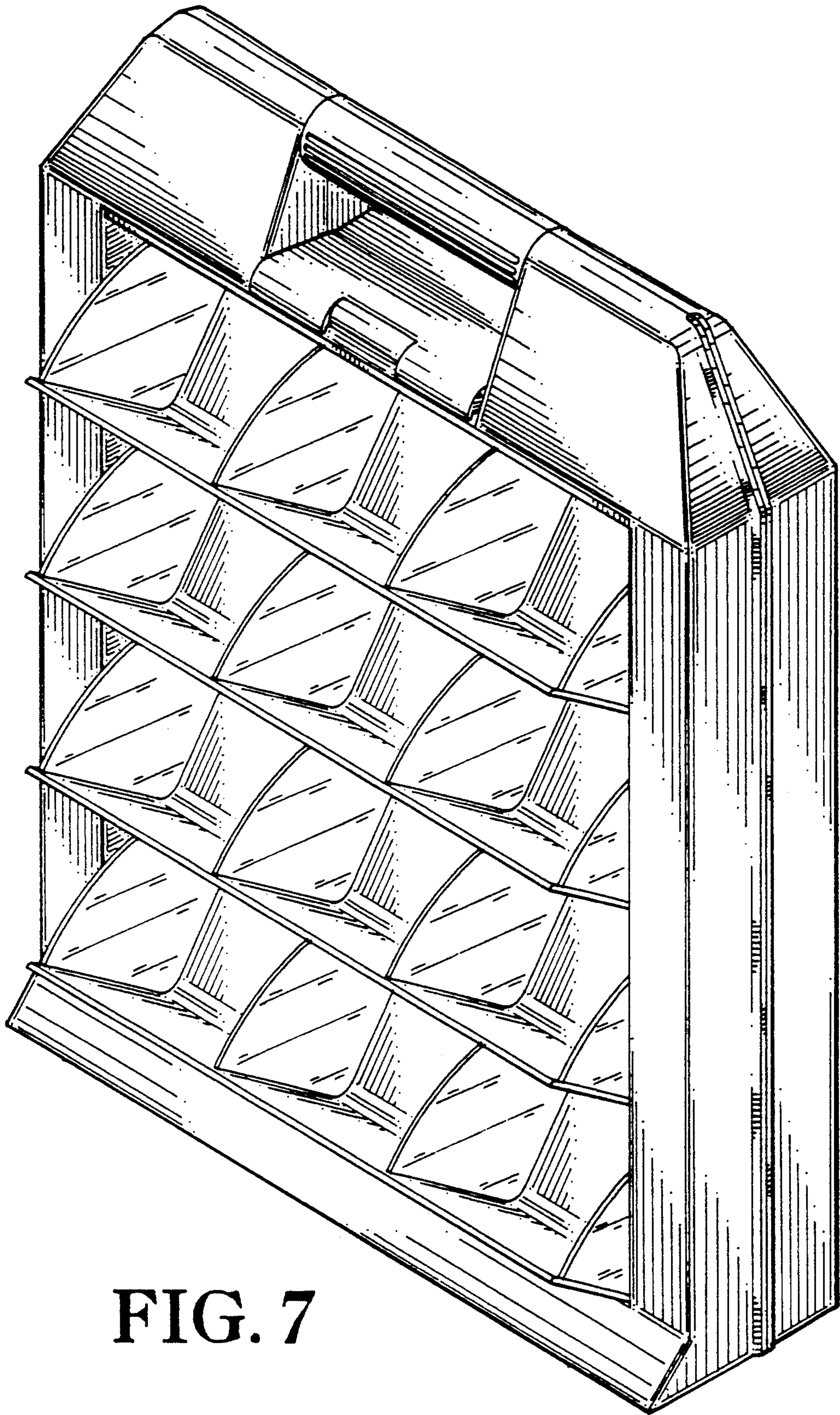


FIG. 7