



US00D340798S

United States Patent [19]

Starkey

[11] Patent Number: **Des. 340,798**

[45] Date of Patent: **** Nov. 2, 1993**

[54] TIE BAND

[76] Inventor: **Don P. Starkey**, 227 Witte St.,
Lancaster, Ohio 43130

[**] Term: **14 Years**

[21] Appl. No.: **733,265**

[22] Filed: **Jul. 22, 1991**

4,575,874	3/1986	Johnson	297/482
4,601,418	7/1986	Gruzensky	D3/59
4,678,205	7/1987	Wold	280/808
4,896,378	1/1990	Campana	2/DIG. 6

Primary Examiner—Melvin B. Feifer
Assistant Examiner—Paula Mortimer
Attorney, Agent, or Firm—Leon Gilden

Related U.S. Application Data

[63] Continuation-in-part of Ser. No. 196,969, May 20, 1988, abandoned.

[52] U.S. Cl. **D2/609**

[58] Field of Search D2/609, 608, 607, 606,
D2/605, 602, 600; 2/144-148, 59, 60, 156,
DIG. 6, 152 A, 152 R, 153; 297/482; D3/59;
280/801, 808

[56] References Cited

U.S. PATENT DOCUMENTS

D. 198,896	8/1964	Livingstone	D2/605
2,644,163	7/1953	Guaschino	D2/605 X
3,026,529	3/1962	Kovazovsky	2/153
3,129,433	4/1964	Cosgrove	D2/605

[57] CLAIM

The ornamental design for a tie band, as shown and described.

DESCRIPTION

FIG. 1 is a rear elevational view of the a tie band showing my new design;
FIG. 2 is a front elevational view thereof;
FIG. 3 is a left side elevational view thereof;
FIG. 4 is a right side elevational view thereof;
FIG. 5 is a top plan view thereof;
FIG. 6 is a bottom plan view thereof;
FIG. 7 is a rear perspective view thereof; and,
FIG. 8 is a rear perspective view thereof in use.
The broken line showing of the necktie in FIG. 8 is for illustrative purposes only and forms no part of the claimed design.

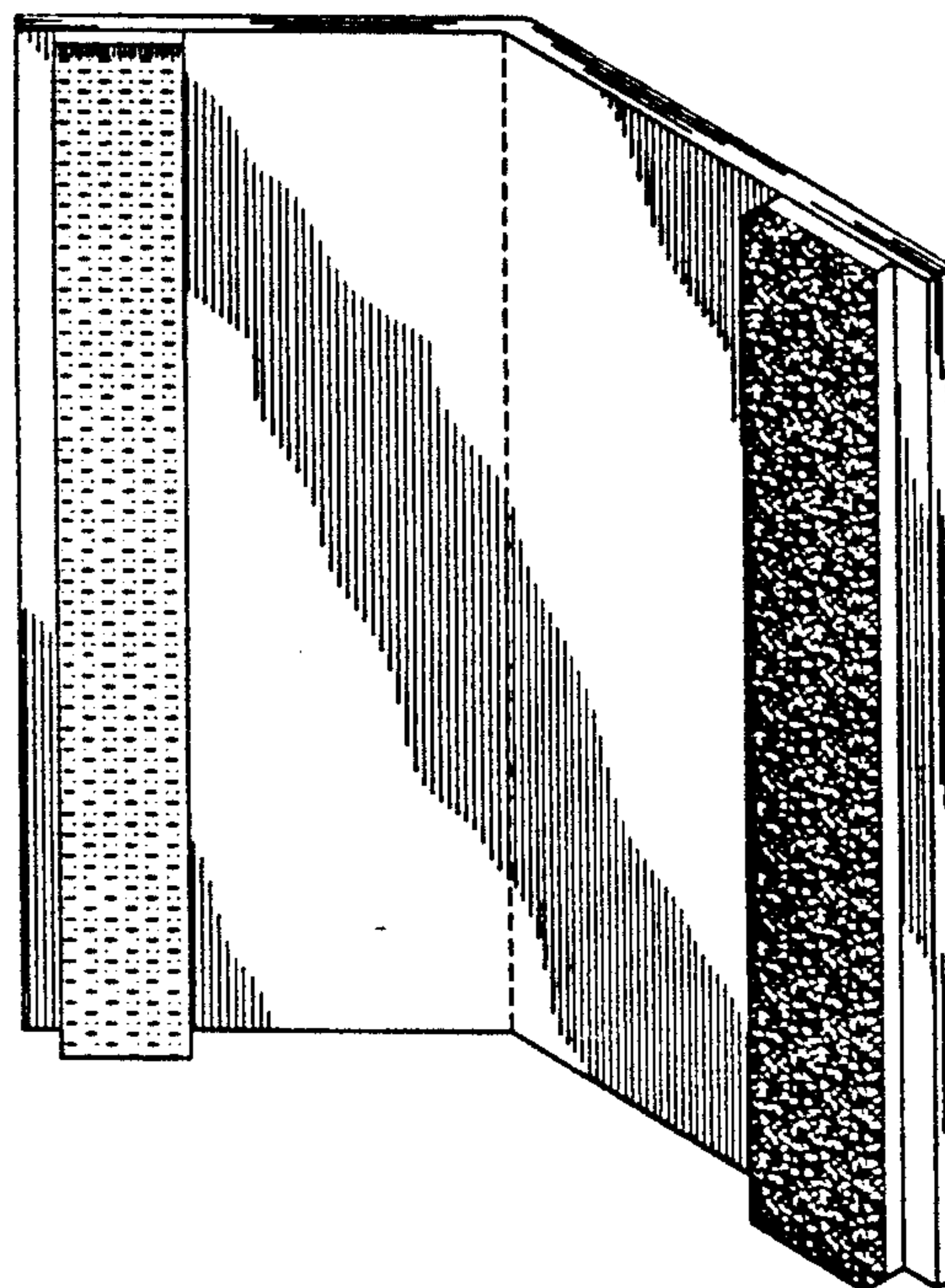



FIG. 1

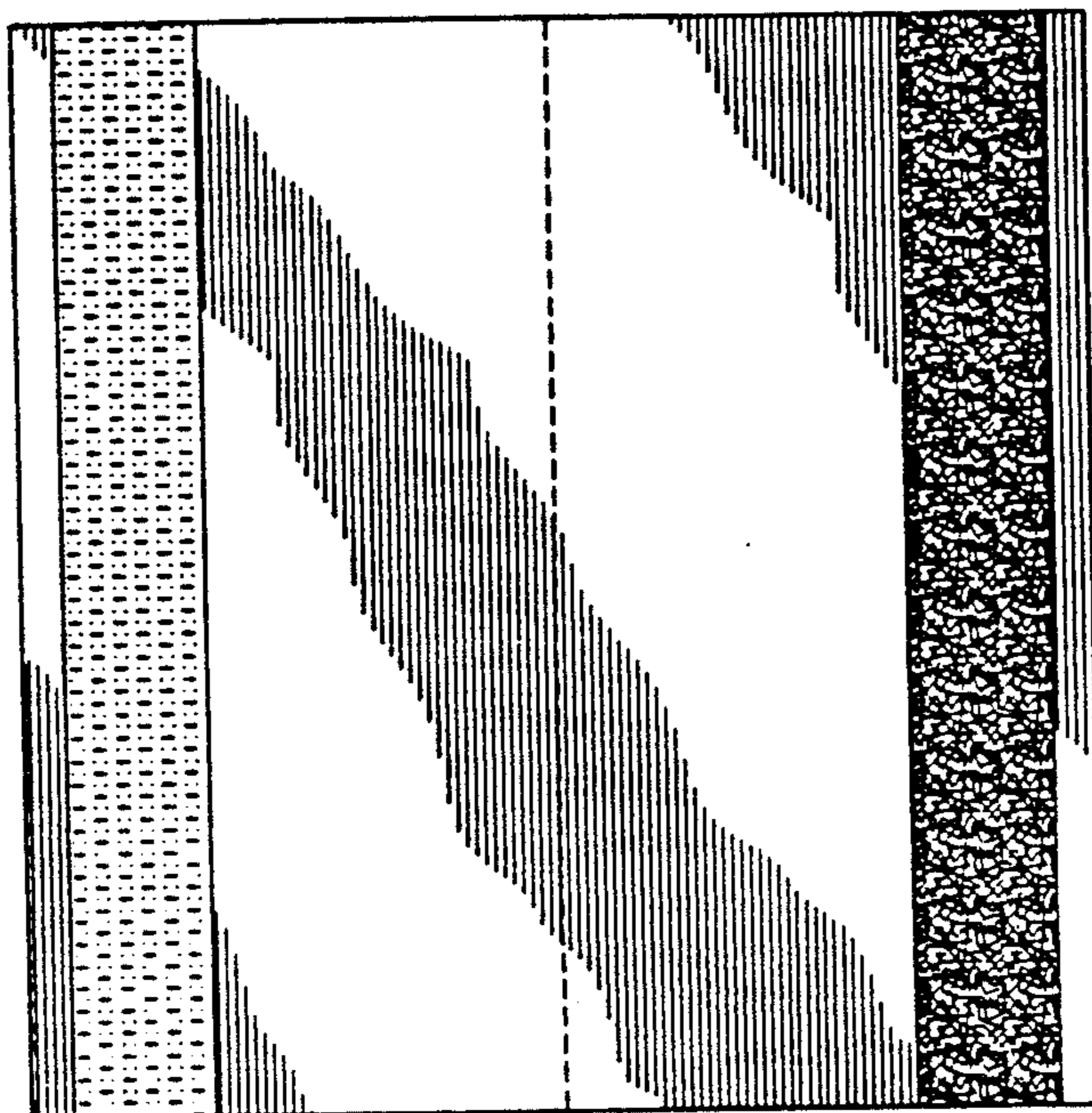


FIG. 2




FIG. 3



FIG. 4



FIG. 5

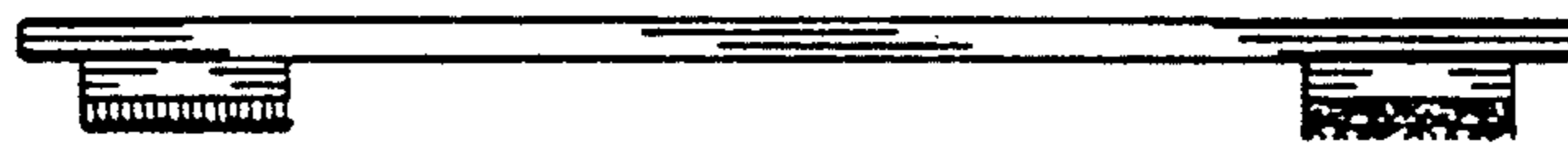


FIG. 6



FIG. 7

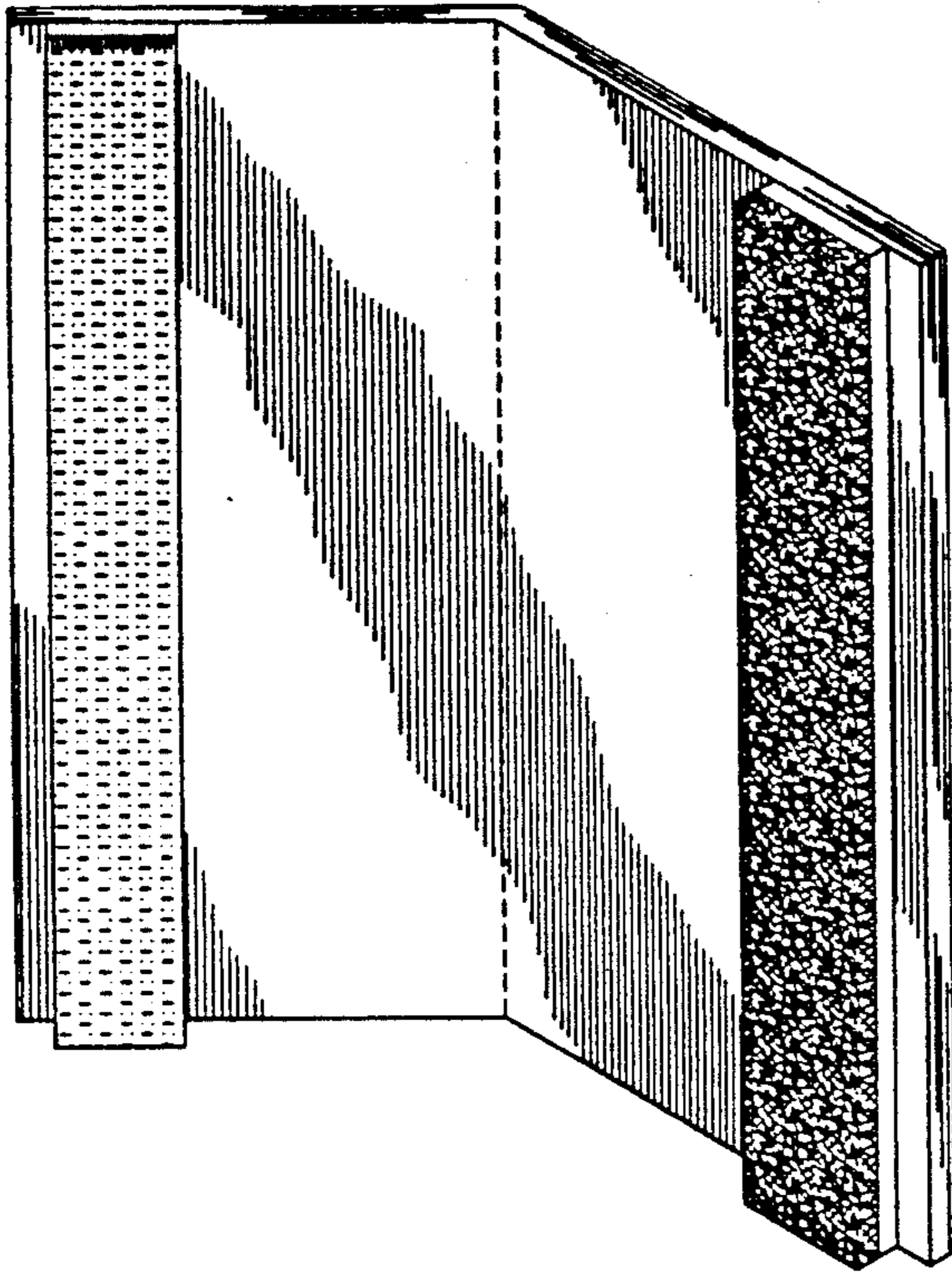


FIG. 8

