



US00D340785S

United States Patent [19]

[11] Patent Number: Des. 340,785

Bover

[45] Date of Patent: ** Oct. 26, 1993

[54] WASHING MACHINE

D. 271,147	10/1983	Krebs	D32/6
D. 271,148	10/1983	Krebs	D32/6
D. 301,781	6/1989	Bover	D32/6
D. 301,782	6/1989	Bover	D32/6

[75] Inventor: Antonio G. Bover, Barcelona, Spain

[73] Assignee: Girbau, S.A., Spain

[**] Term: 14 Years

Primary Examiner—Ruth McInroy
Attorney, Agent, or Firm—Steinberg & Raskin

[21] Appl. No.: 593,631

[57] CLAIM

[22] Filed: Oct. 5, 1990

The ornamental design for a washing machine, as shown and described.

[30] Foreign Application Priority Data

Apr. 5, 1990	[ES]	Spain	121695
[52]	U.S. Cl.		D32/6
[58]	Field of Search		D32/1 7 -8, D32/10, 12; 68/12.01-12.06, 12.08, 12.26, 17 R, 17 A, 13 A, 19, 30, 63, 94, 139, 175, 171

DESCRIPTION

[56] References Cited

U.S. PATENT DOCUMENTS				
D. 178,004	6/1956	Nadhemy	D32/6
D. 211,601	7/1968	Marshall et al.	D32/6
D. 220,403	4/1971	Tipps	D32/11

FIG. 1 is a top front and right side, perspective view of a washing machine showing my new design;
FIG. 2 is a top plan view thereof;
FIG. 3 is a left side view thereof;
FIG. 4 is a front elevational view thereof; and,
FIG. 5 is a cross-sectional view taken along lines 5—5 in FIG. 4.

The undisclosed bottom and rear views are plain and unornamented. The details shown in broken lines in FIGS. 1-3 are for illustrative purposes only and for no part of the claimed design.





FIG. 1



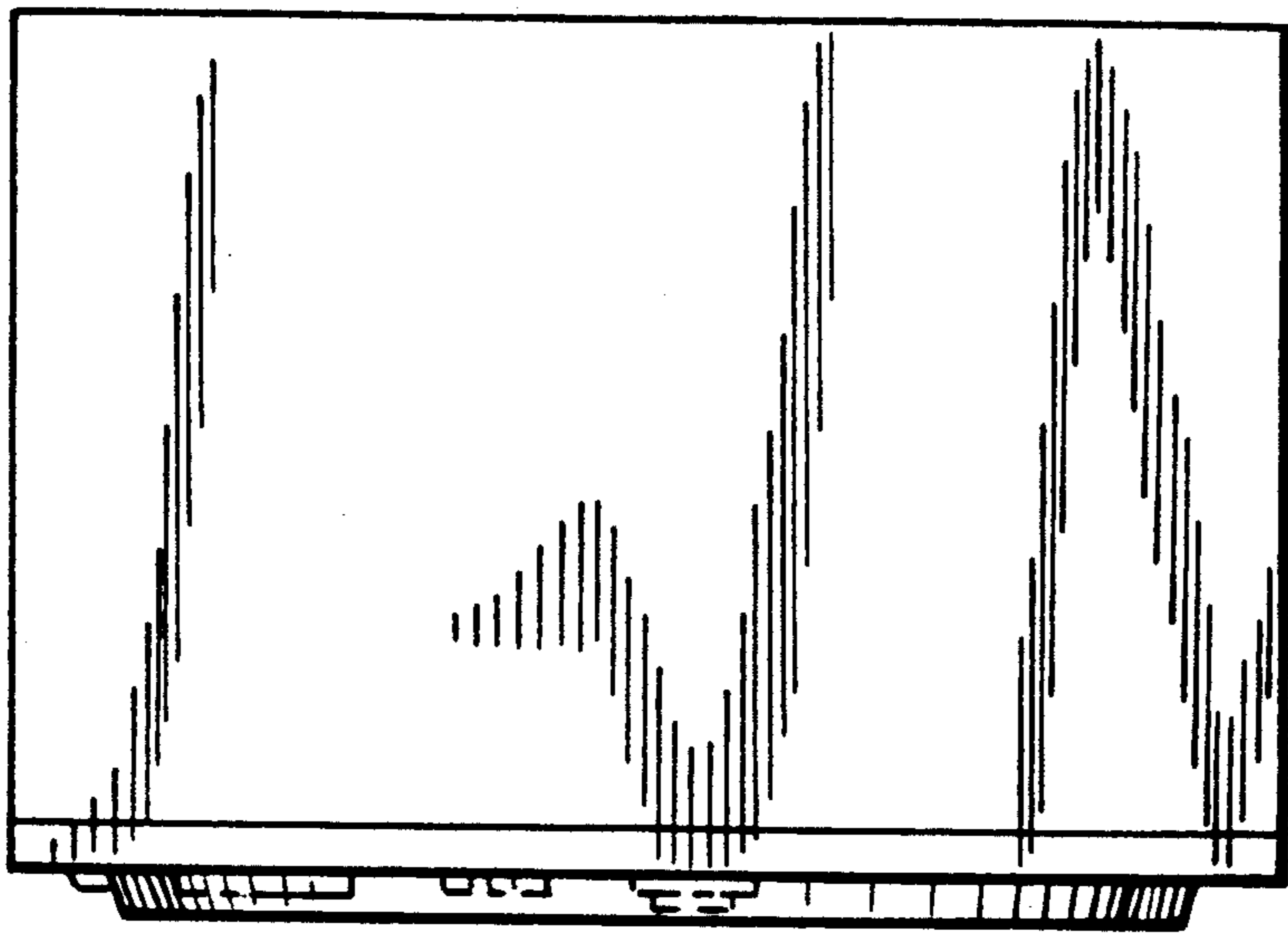


FIG. 2

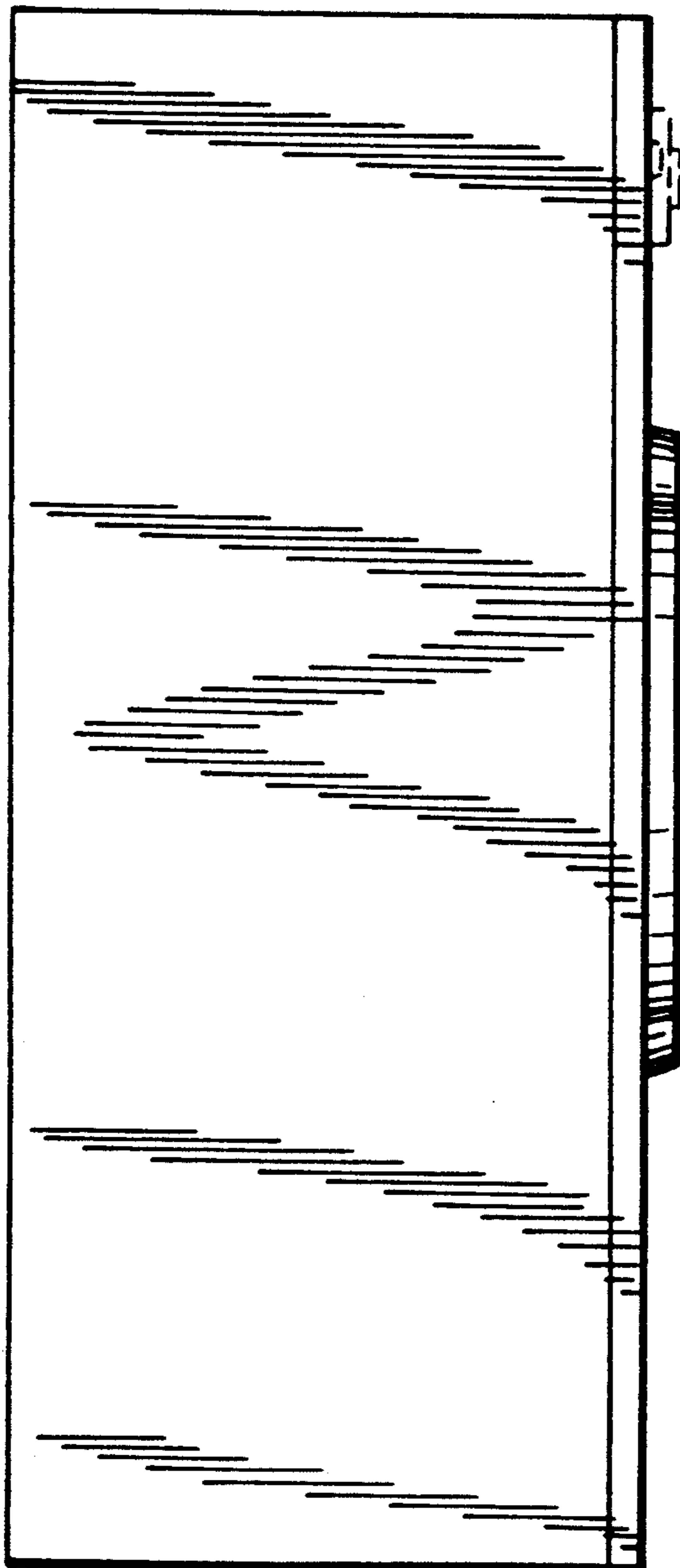


FIG. 3

FIG. 4

FIG. 5

