



US00D340742S

**United States Patent** [19]  
**Alfa**

[11] **Patent Number: Des. 340,742**

[45] **Date of Patent: \*\* Oct. 26, 1993**

[54] **COMBINED PALLETE-TYPE HOLDER AND PAPER THEREFOR FOR CREATING COLOR ART WORK**

[76] **Inventor: Wakim H. Alfa, 18545 Clark St., #206, Tarzana, Calif.**

[\*\*] **Term: 14 Years**

[21] **Appl. No.: 706,081**

[22] **Filed: May 28, 1991**

[52] **U.S. Cl. .... D19/36**

[58] **Field of Search ..... D19/1, 2, 9, 10, 11, D19/35, 36, 52; 428/39, 40, 41, 42, 43, 44, 45, 46, 47, 48; 156/59, 651, 652, 653**

[56] **References Cited**

**U.S. PATENT DOCUMENTS**

D. 114,257	4/1939	Blanchard	.....	D19/1
D. 134,555	12/1942	Jenkins	.....	D19/1
D. 286,894	11/1986	Haas et al.	.....	D19/36
D. 304,736	11/1989	Leahan	.....	D19/36
D. 305,439	1/1990	Spendier	.....	D19/1
D. 309,157	7/1990	Ertz	.....	D19/36

683,302 9/1901 Lee ..... 428/39  
3,941,631 3/1976 Kirk et al. .... 156/59

*Primary Examiner*—Wallace R. Burke  
*Assistant Examiner*—Marcus Jackson  
*Attorney, Agent, or Firm*—Leon Gilden

[57] **CLAIM**

The ornamental design for a combined pallete-type holder and paper therefor for creating color art work, as shown and described.

**DESCRIPTION**

FIG. 1 is a front elevational view of the combined pallete-type holder and paper therefor for creating color art work showing my new design; FIG. 2 is a rear elevational view thereof; FIG. 3 is a left side elevational view thereof; FIG. 4 is a right side elevational view thereof; FIG. 5 is a top plan view thereof; FIG. 6 is a bottom plan view thereof; and, FIG. 7 is a perspective view thereof with the broken lines shown for illustrative purposes only and forming no part of the claimed design.

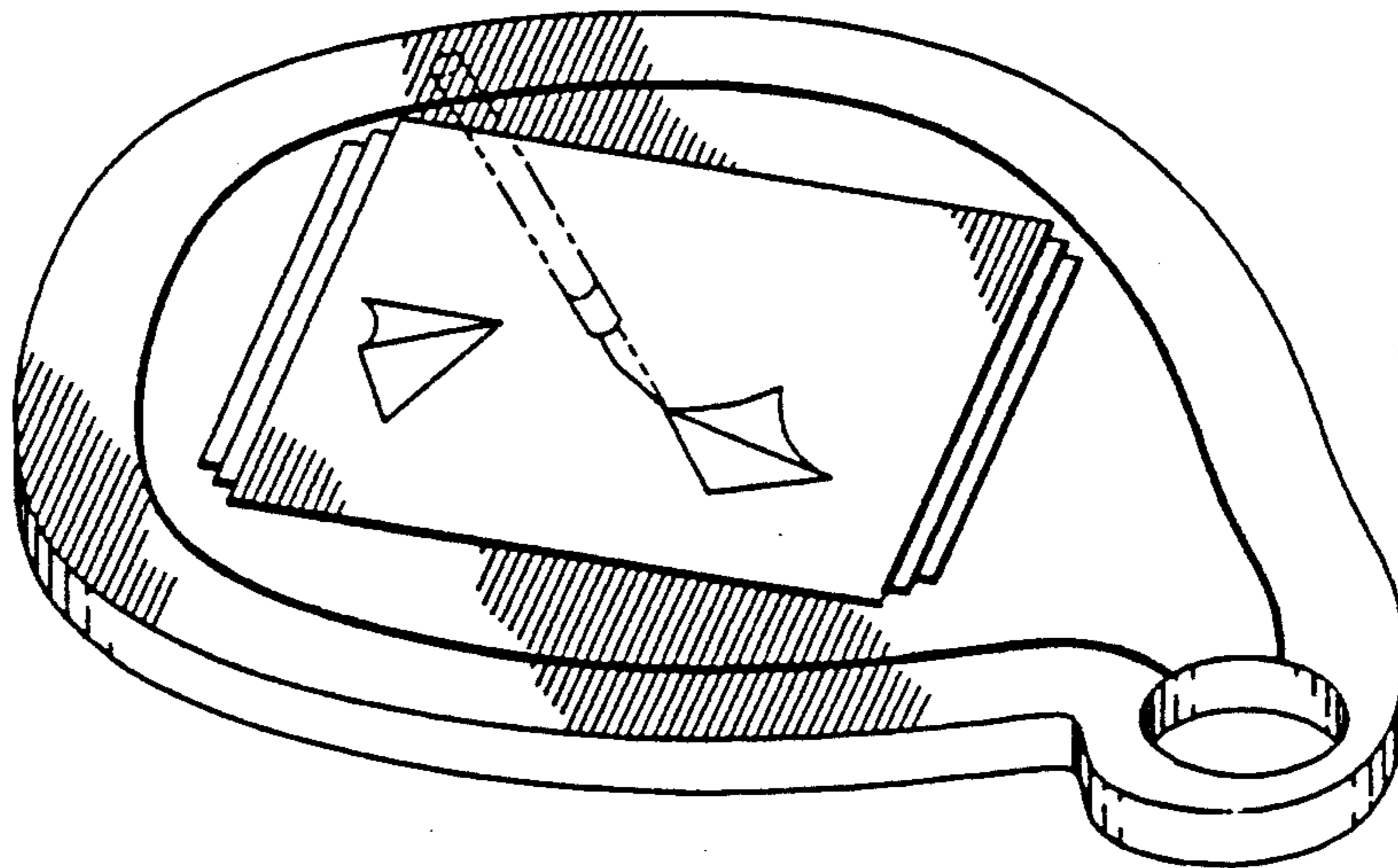


FIG. 1

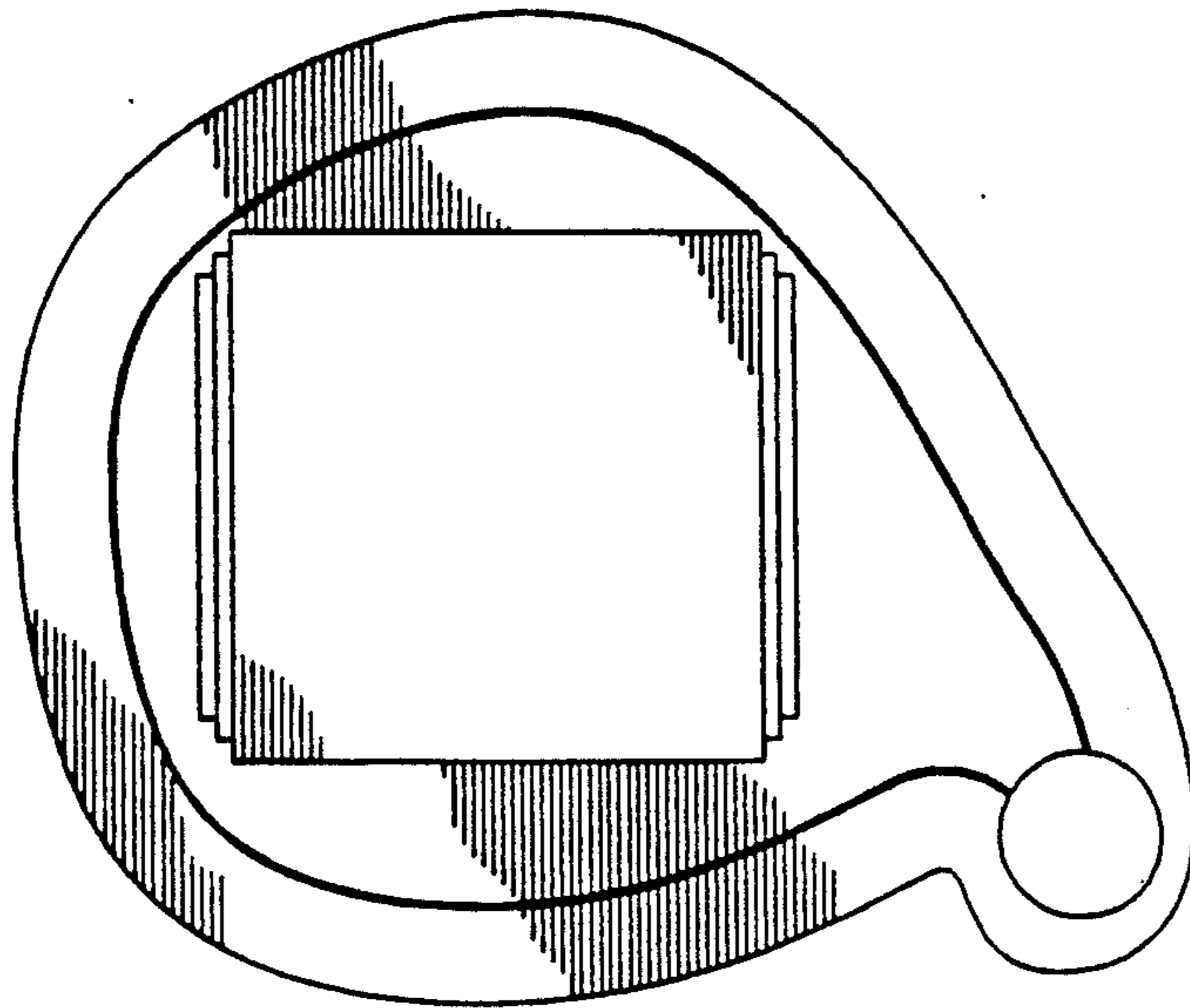
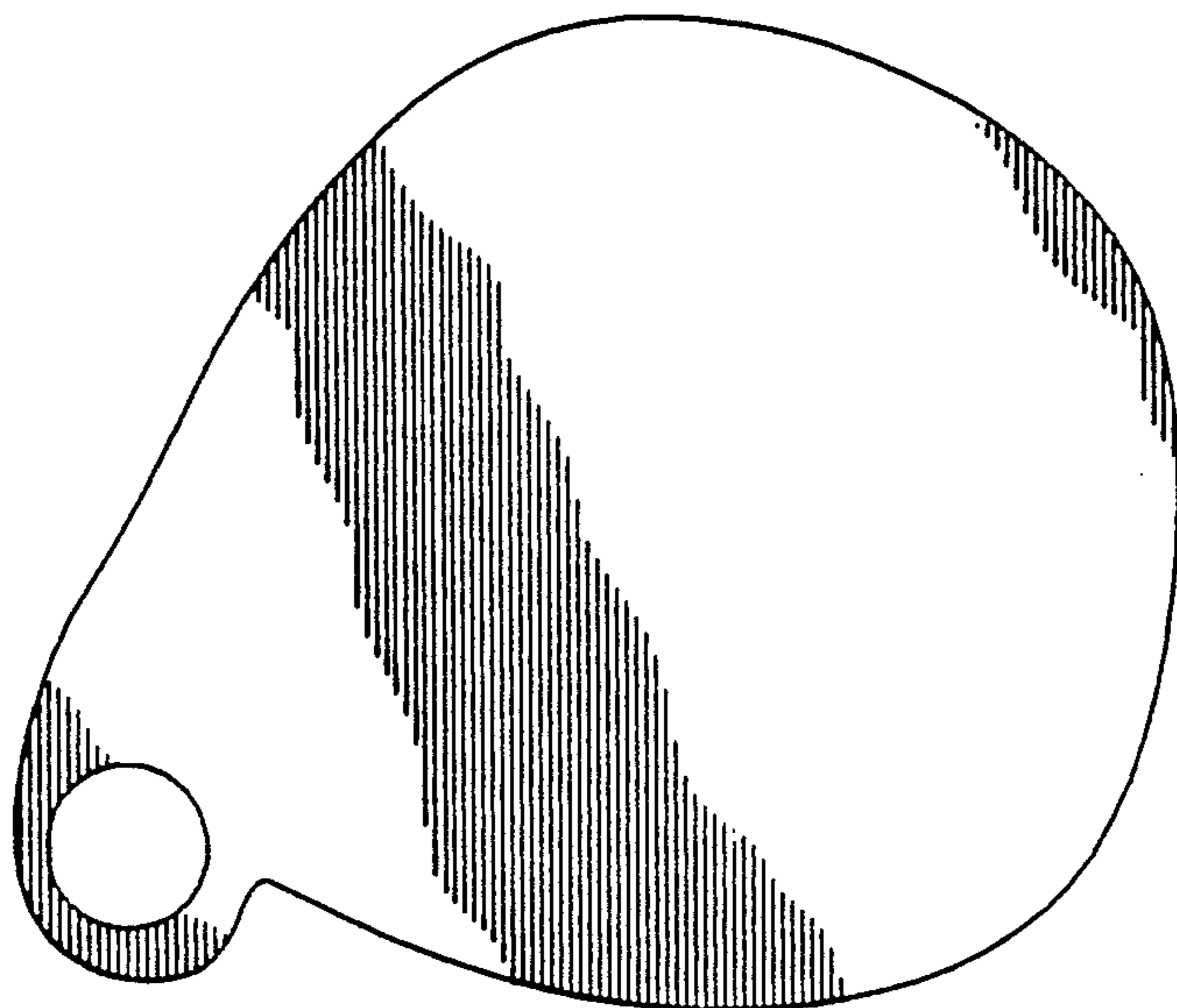


FIG. 2



*FIG. 3*



*FIG. 4*



*FIG. 5*



*FIG. 6*



FIG. 7

