



US00D340733S

United States Patent [19]
Hall

[11] **Patent Number: Des. 340,733**

[45] **Date of Patent: ** Oct. 26, 1993**

[54] **NOVELTY SPECTACLES**

[76] **Inventor: Ronald B. Hall, 1046 Asbill Ct.,
Leesville, S.C. 29070**

[**] **Term: 14 Years**

[21] **Appl. No.: 934,188**

[22] **Filed: Aug. 21, 1992**

[52] **U.S. Cl. D16/102**

[58] **Field of Search D16/102, 103, 104, 112,
D16/116, 117, 119, 127; D14/205; 351/44, 51,
52, 105, 111, 83, 116, 119, 123, 158; 381/25, 68,
68.5**

[56] **References Cited**

U.S. PATENT DOCUMENTS

D. 1,212 6/1839 Smith D16/102
D. 191,887 12/1961 Braunhut D16/102

D. 204,695 5/1966 Glass D16/104
320,558 6/1885 Hull 351/158
2,300,364 10/1942 Wagner D16/102
3,752,567 8/1973 Broadhurst 351/44
4,045,131 8/1977 Sherman 351/52

Primary Examiner—Bernard Ansher
Assistant Examiner—R. Barkai
Attorney, Agent, or Firm—Michael A. Mann

[57] **CLAIM**

The ornamental design for a pair of novelty spectacles,
as shown and described.

DESCRIPTION

FIG. 1 is a perspective view of a pair of spectacles
showing my new design;
FIG. 2 is a front view thereof;
FIG. 3 is a right side elevational view thereof, the side
opposite being a mirror image; and,
FIG. 4 is a top view thereof.

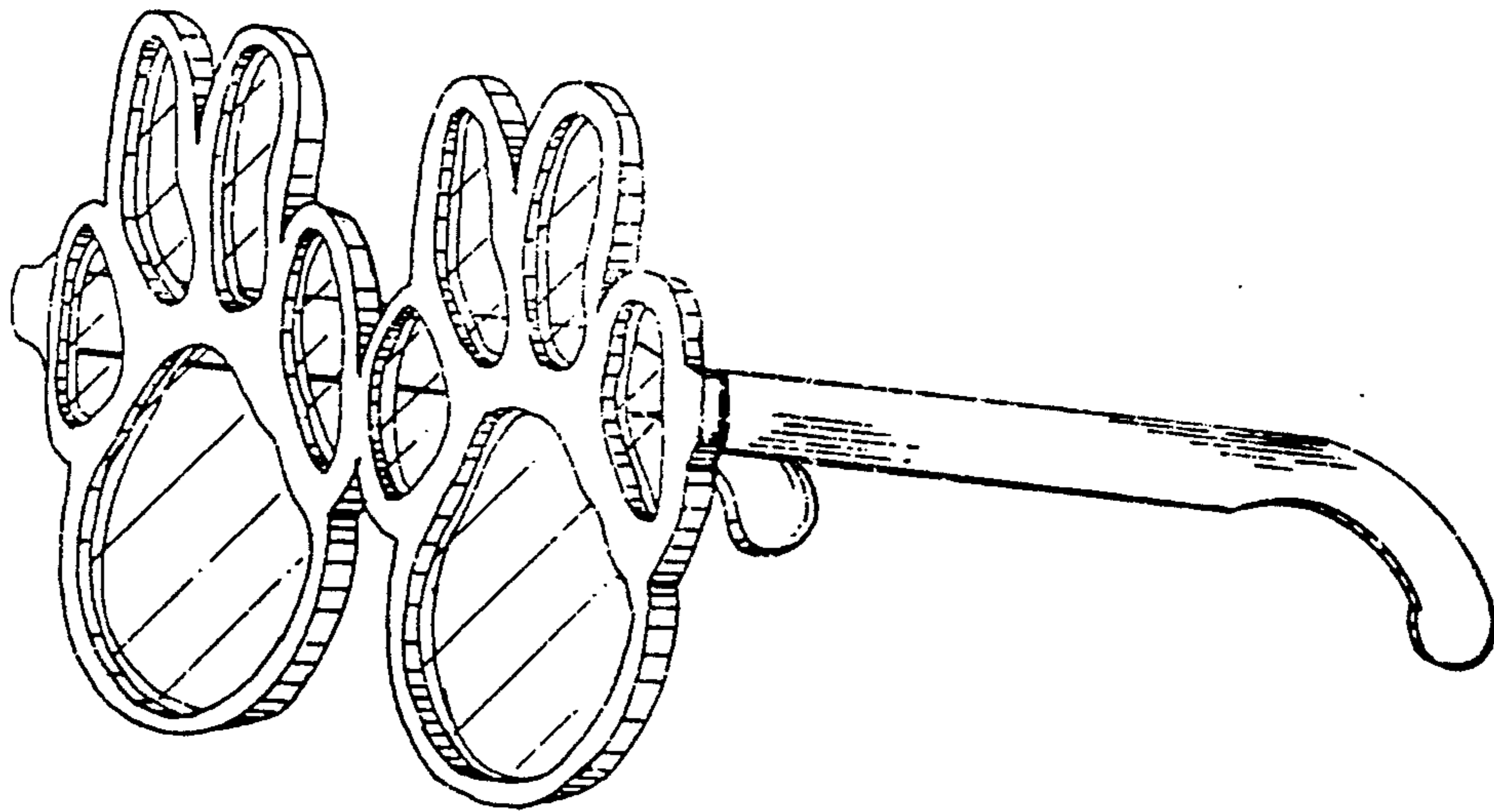


Fig. 1

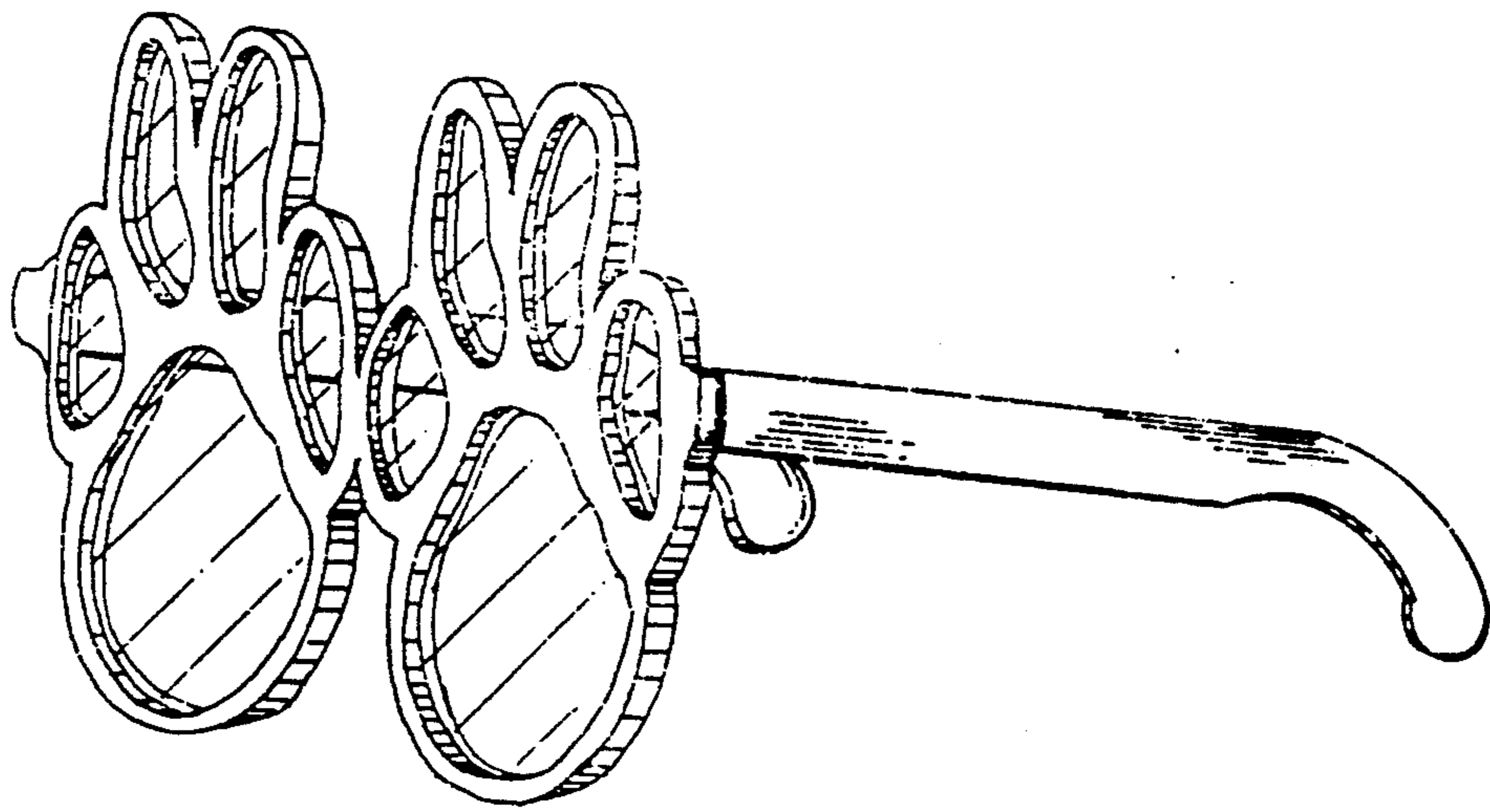


Fig. 2

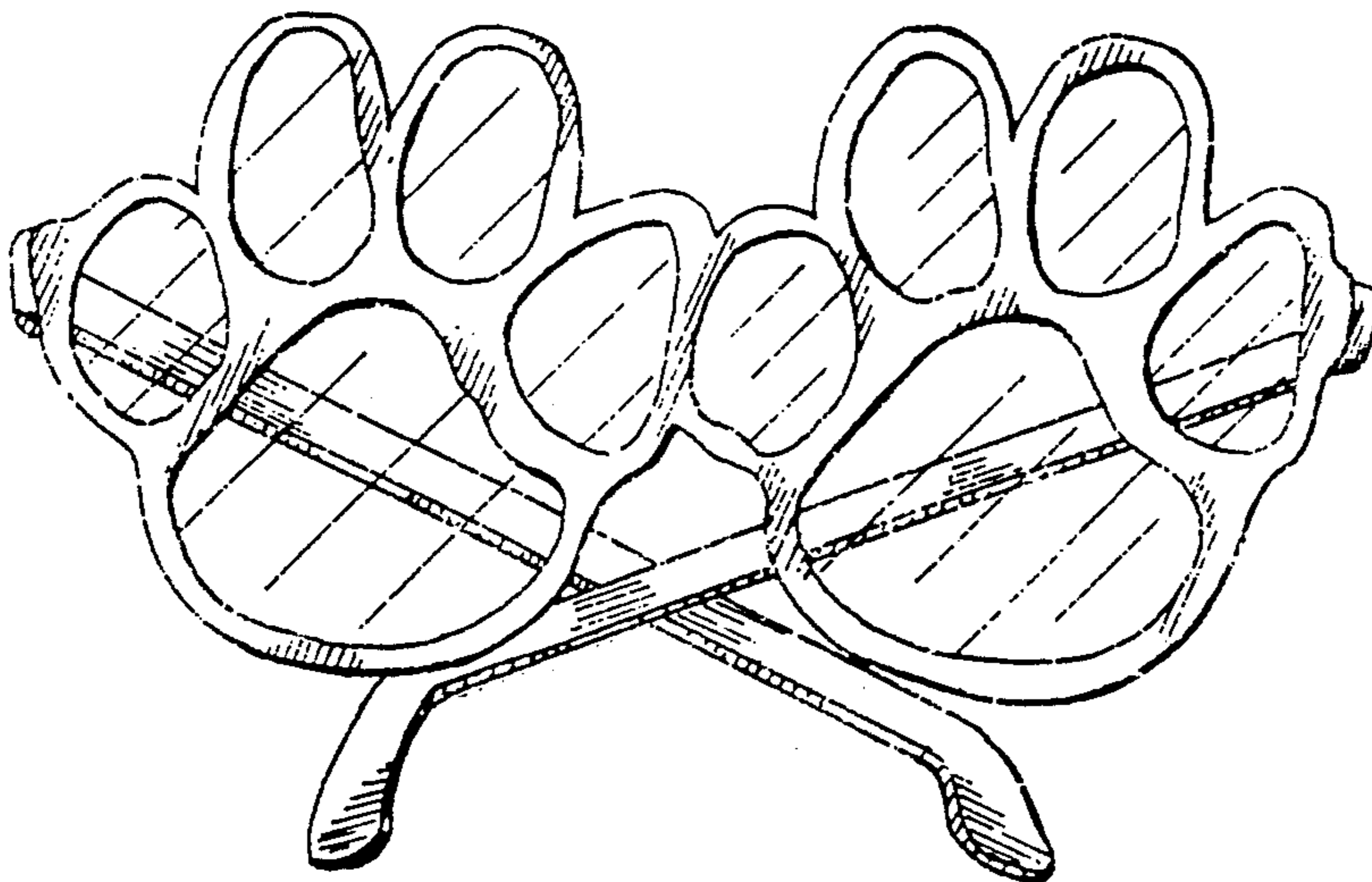


Fig. 3




Fig 4

