



US00D340691S

# United States Patent [19] McCormick

[11] Patent Number: Des. 340,691

[45] Date of Patent: \*\* Oct. 26, 1993

[54] SAILBOARD BOOM CLEW

[75] Inventor: Charles D. McCormick, Corpus Christi, Tex.

[73] Assignee: Gulftech, Inc., Corpus Christi, Tex.

[\*\*] Term: 14 Years

[21] Appl. No.: 775,229

[22] Filed: Oct. 11, 1991

[52] U.S. Cl. .... D12/317; D12/303

[58] Field of Search ..... D12/317, 307, 304, 303;  
114/39.2, 39.1

[56] References Cited

### U.S. PATENT DOCUMENTS

D. 286,146	10/1986	Attey	.....	D12/317
4,448,142	5/1984	Pollard	.....	114/39.2
4,696,248	9/1987	Nedoluha	.....	114/30
4,704,980	11/1987	Fontannaz	.....	114/39.2
4,825,793	5/1989	Attey	.....	114/98

### OTHER PUBLICATIONS

Murray's Marine Windsurfing '89-90 Catalog pp. 5 (top picture) and 8 (center and bottom pictures).

Murray's Marine Windsurfing '91 Catalog, p. 2 (center column, top, and right column, top).

Primes of California 1991 Catalog, p. 21 (picture second from bottom).

Windsurfing Magazine Apr. 1991, p. 82 (bottom).

WindRider Magazine, Dec. 1989, pp. 53 (entire) and 103 (top right).

Primary Examiner—Kay H. Chin

Attorney, Agent, or Firm—Guy V. Manning

### [57] CLAIM

The ornamental design for a sailboard boom clew, as shown and described.

### DESCRIPTION

FIG. 1 is a top and front perspective view of a sailboard boom clew showing my new design;

FIG. 2 is a top plan view thereof;


FIG. 3 is a left side elevational view thereof;

FIG. 4 is a right side elevational view thereof;

FIG. 5 is a front elevational view thereof;

FIG. 6 is a bottom plan view thereof; and,

FIG. 7 is a rear elevational view thereof.






FIG. 1

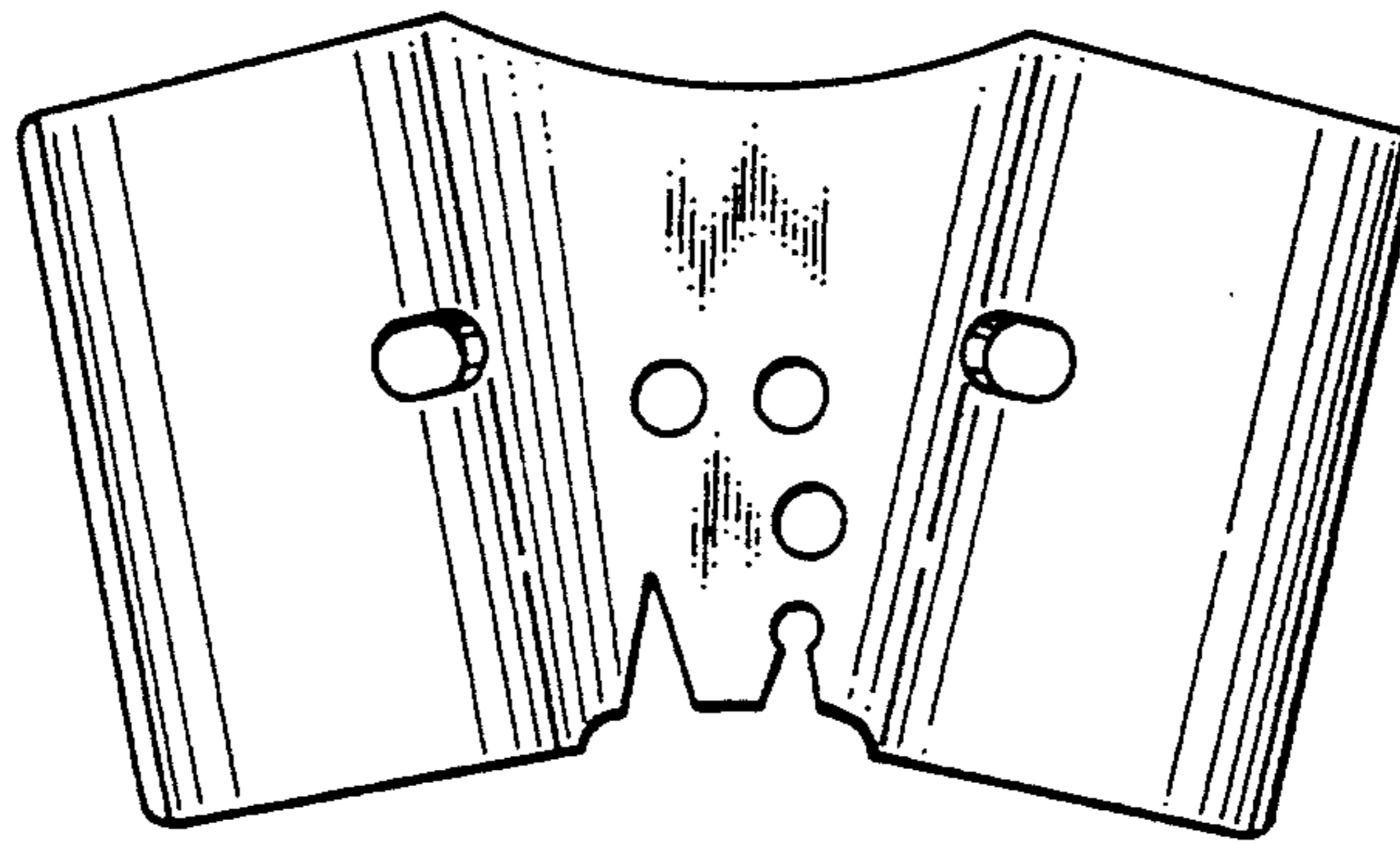


FIG. 2




FIG. 3




FIG. 4




FIG. 5

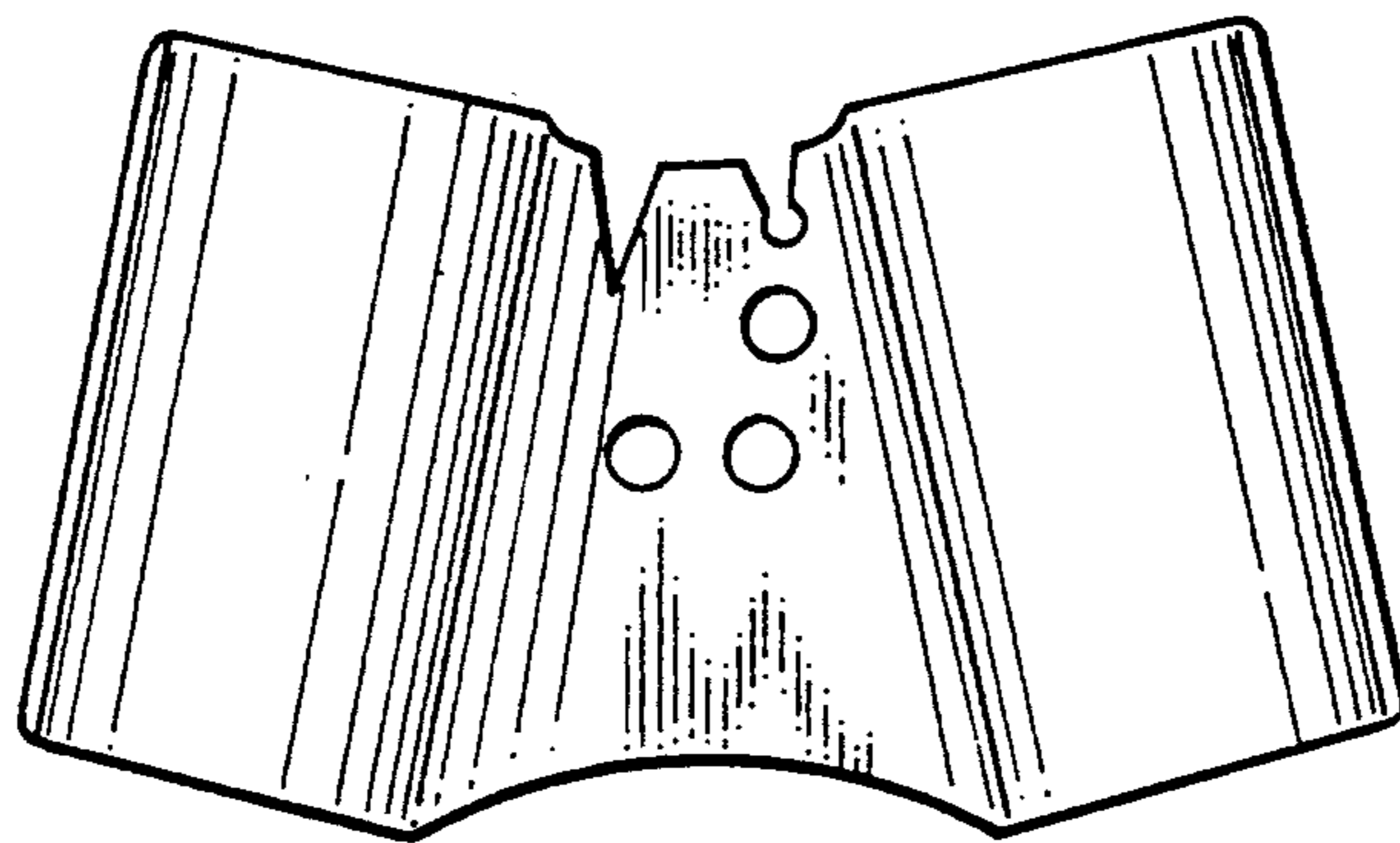


FIG. 6

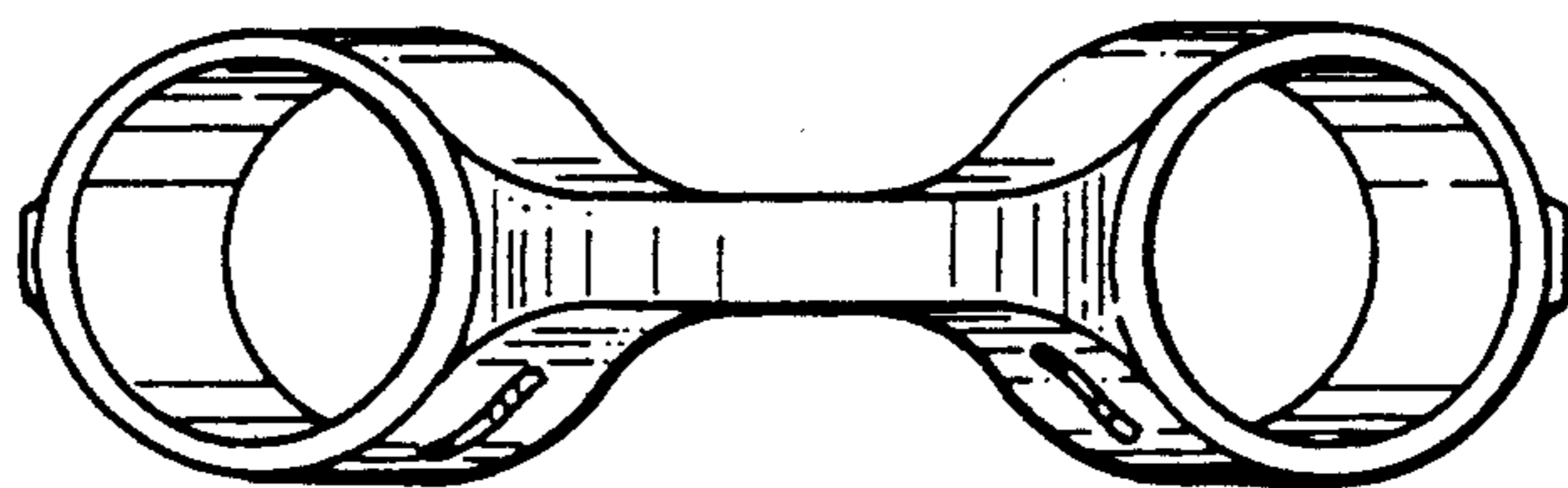


FIG. 7