



US00D340683S

United States Patent [19]

[11] Patent Number: **Des. 340,683**

Hitzky et al.

[45] Date of Patent: **** Oct. 26, 1993**

[54] **TIRE TREAD**

[75] Inventors: **Leo J. Hitzky**, Walferdange, Luxembourg; **Daniel Scheuren**, Bastogne, Belgium

[73] Assignee: **The Goodyear Tire & Rubber Company**, Akron, Ohio

[**] Term: **14 Years**

[21] Appl. No.: **889,768**

[22] Filed: **Jun. 1, 1992**

[52] U.S. Cl. **D12/143**

[58] Field of Search **D12/141-143, D12/146-148; 152/209 R, 209 D**

[56] **References Cited**

U.S. PATENT DOCUMENTS

D. 228,889	10/1973	Boileau	D12/142
D. 229,247	11/1973	Holmes	D12/141
D. 235,535	6/1975	Holmes et al.	D12/143
D. 247,233	2/1978	Iwata et al.	D12/143
D. 276,711	12/1984	Menster	D12/146

Primary Examiner—James M. Gandy
Attorney, Agent, or Firm—T. P. Lewandowski

[57] **CLAIM**

The ornamental design for a tire tread, as shown and described.

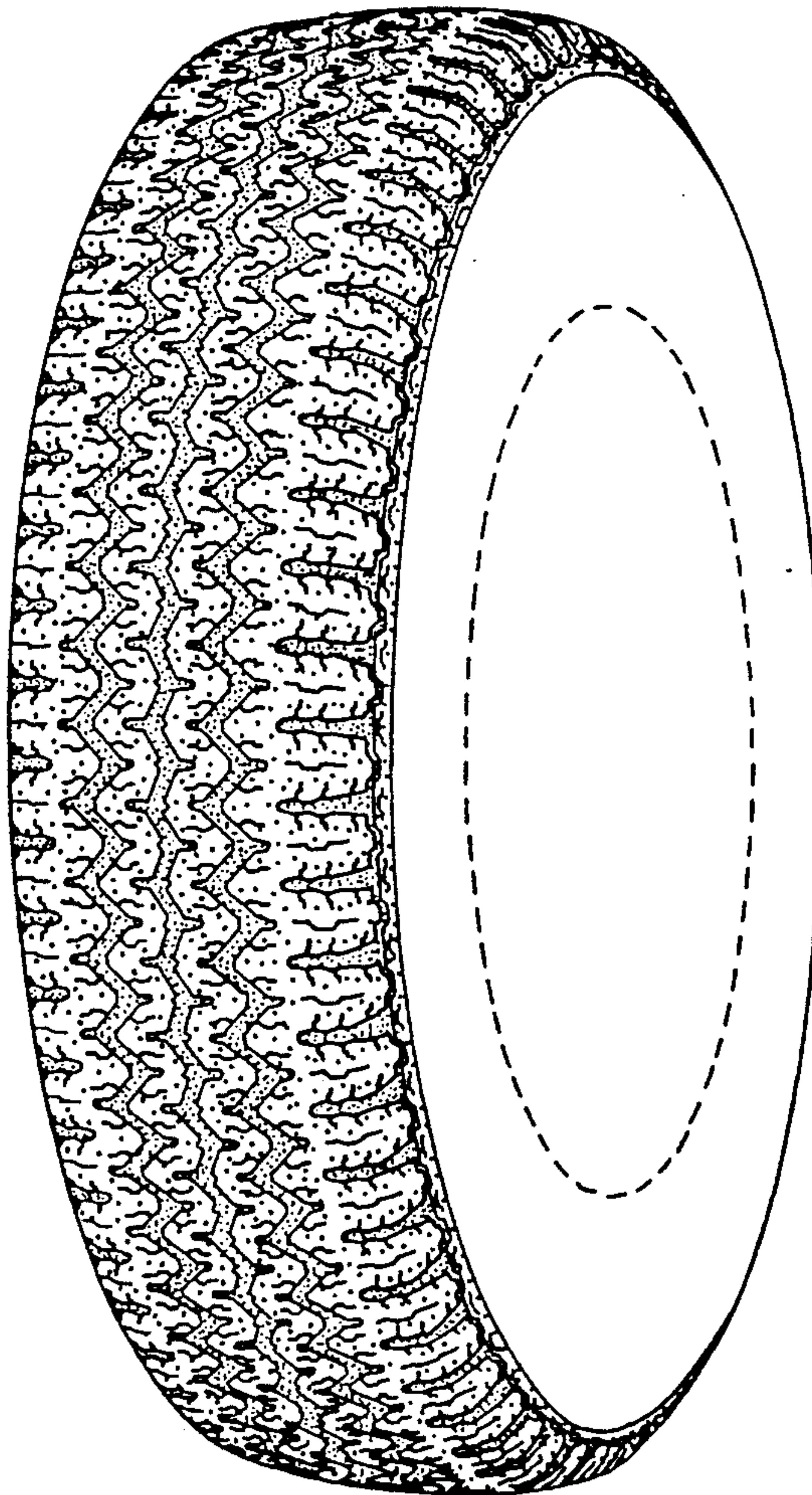
DESCRIPTION

FIG. 1 is a perspective view of a tire tread showing my new design it being understood that the tread pattern is repeated uniformly throughout the circumference thereof;

FIG. 2 is a front elevational view thereof on a reduced scale, it being understood that the opposite side is the same as that shown; and,

FIG. 3 is a side elevational view thereof.

The continuous circle between the outer end of the tire tread and the sidewall shown in FIGS. 2 and 3 of the drawing is for the purpose of defining the peripheral boundary of the tire tread and forms no part of the claimed design. In addition the broken line showing of the sidewall in FIGS. 2 and 3 of the drawing is for illustrative purposes only and forms no part of the claimed design.



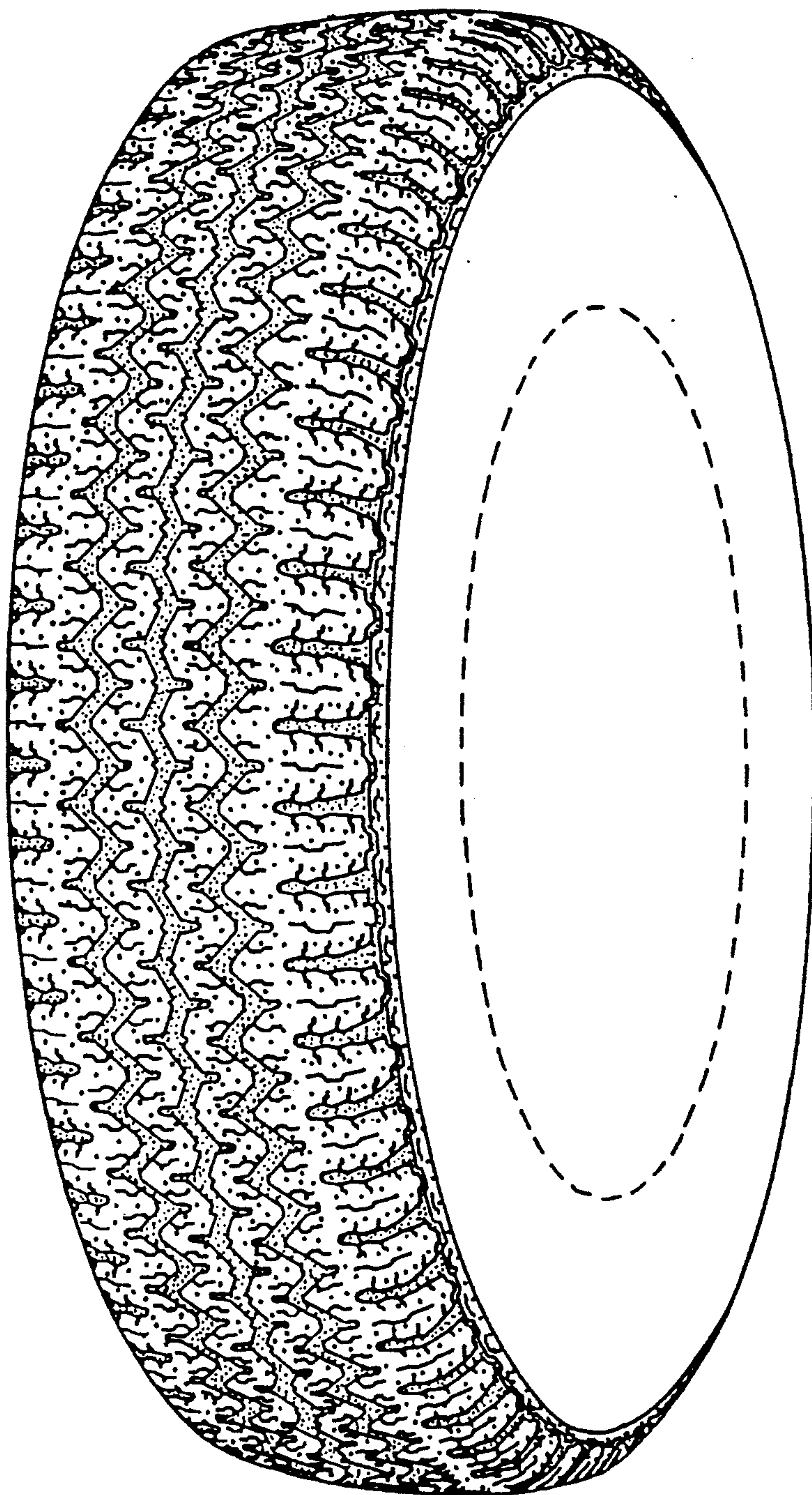


FIG. 1




FIG. 2

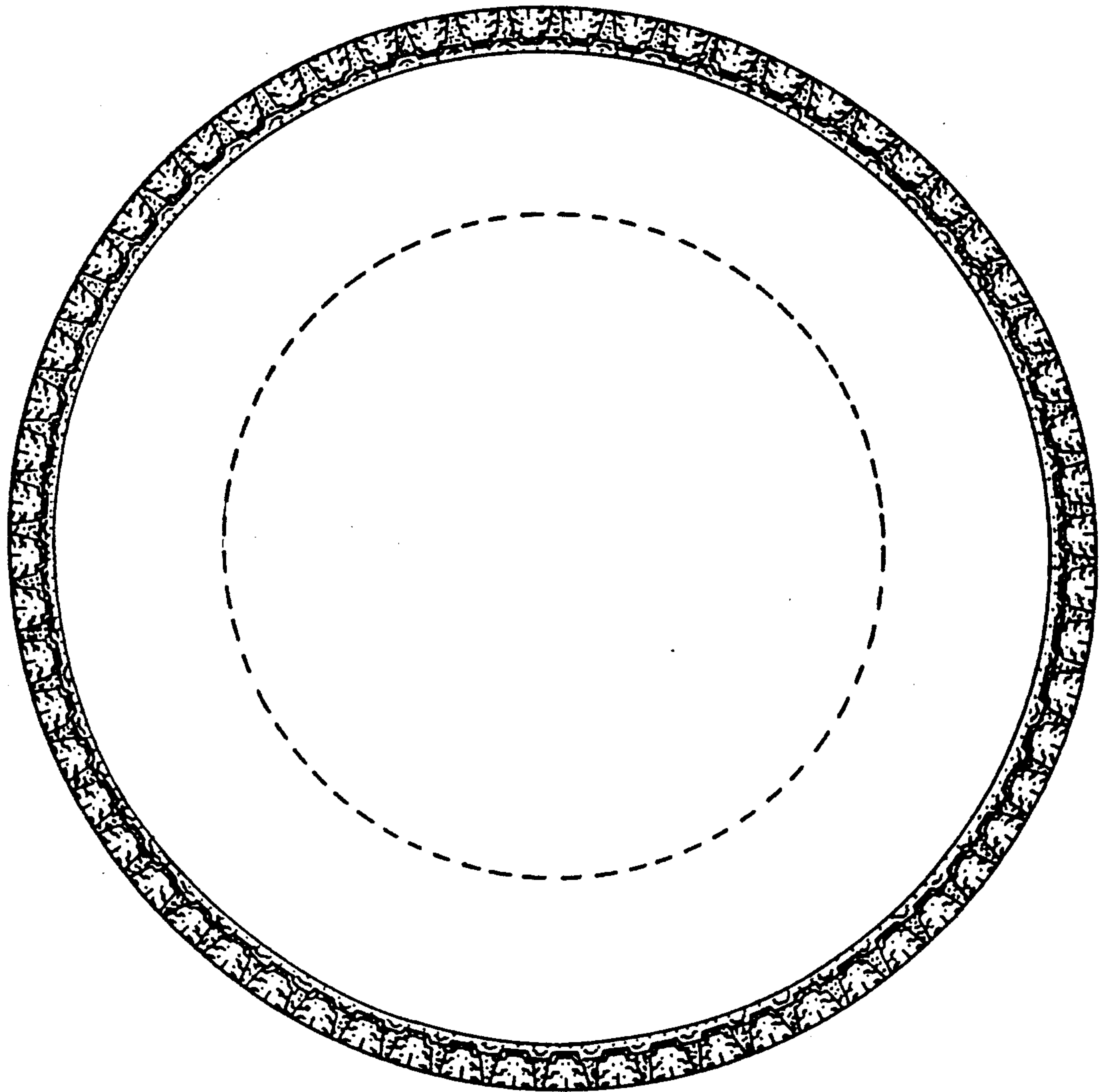


FIG. 3