



US00D340673S

**United States Patent** [19]  
**Saputo**

[11] **Patent Number: Des. 340,673**

[45] **Date of Patent: \*\* Oct. 26, 1993**

[54] **ORNAMENT**

[76] **Inventor: Wanda G. Saputo, 1016 Gammage Point, Oviedo, Fla. 32765**

[\*\*] **Term: 14 Years**

[21] **Appl. No.: 706,062**

[22] **Filed: May 28, 1991**

[52] **U.S. Cl. .... D11/121; D6/301**

[58] **Field of Search ..... D6/301, 310; D11/117, D11/121; 428/7,11; 40/152, 155**

[56] **References Cited**

**U.S. PATENT DOCUMENTS**

D. 185,509	6/1959	Pedersen .....	D6/301
D. 224,411	7/1972	Moranduzzo .....	D11/121
D. 226,797	5/1973	Schneider .....	D6/301
D. 227,001	5/1973	Dembar .....	D6/301
D. 307,948	5/1990	Francis .....	D11/121 X

**OTHER PUBLICATIONS**

Spencer's Catalog; 1967; p. 24; Photo Block (right).

*Primary Examiner*—Melvin B. Feifer

*Assistant Examiner*—Dominic Simone

*Attorney, Agent, or Firm*—William M. Hobby, III

[57] **CLAIM**

The ornamental design for an ornament design, as shown.

**DESCRIPTION**

FIG. 1 is a perspective view of my new ornament;

FIG. 2 is a rear elevation;

FIG. 3 is a bottom plan view;

FIG. 4 is a front elevation;

FIG. 5 is a side elevation; and,

FIG. 6 is a second side elevation.

Phantom views illustrate the attachment of photographs to surfaces which are otherwise plane surfaces.





FIG. 1




FIG. 2

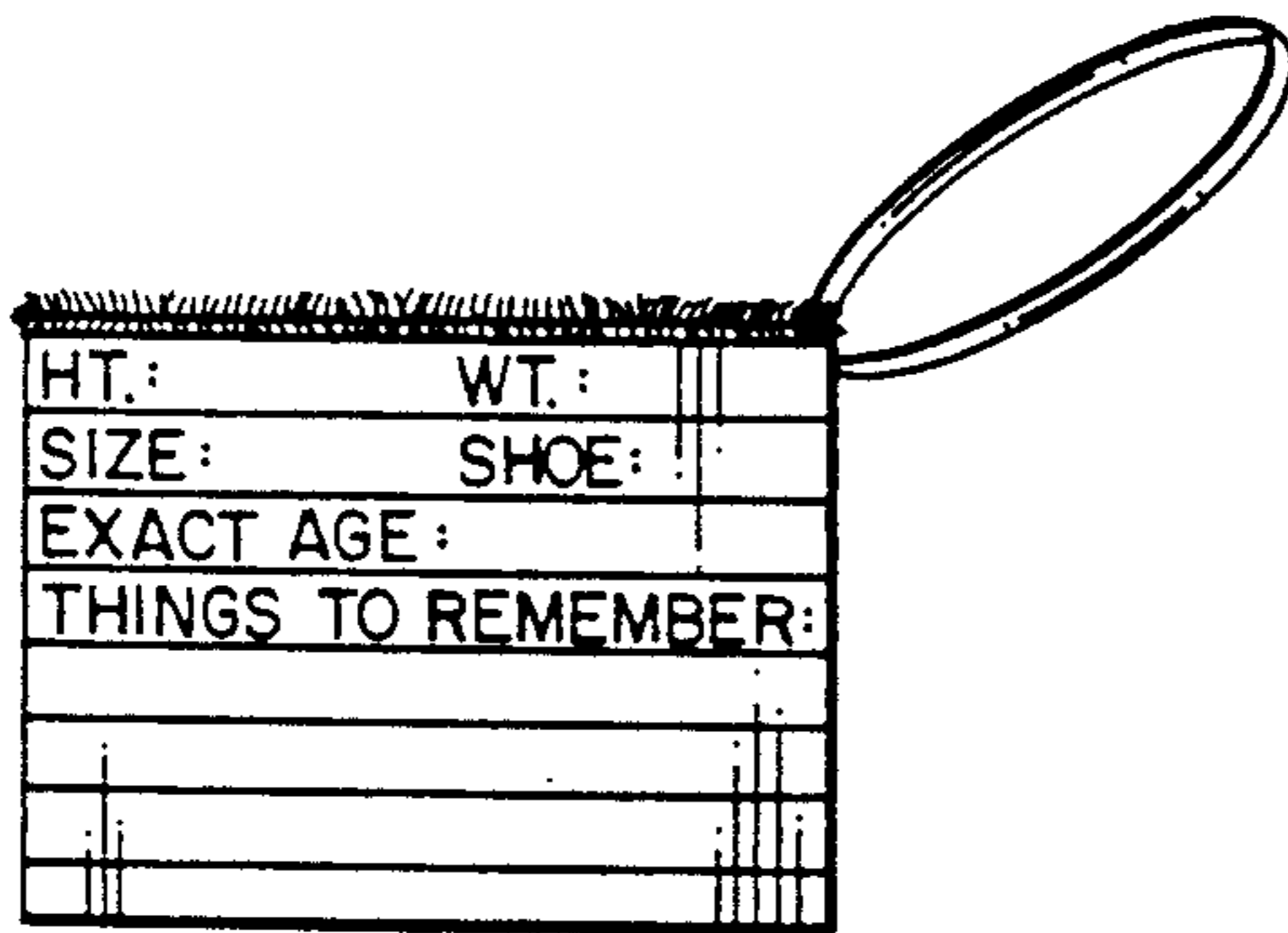


FIG. 3




FIG. 4

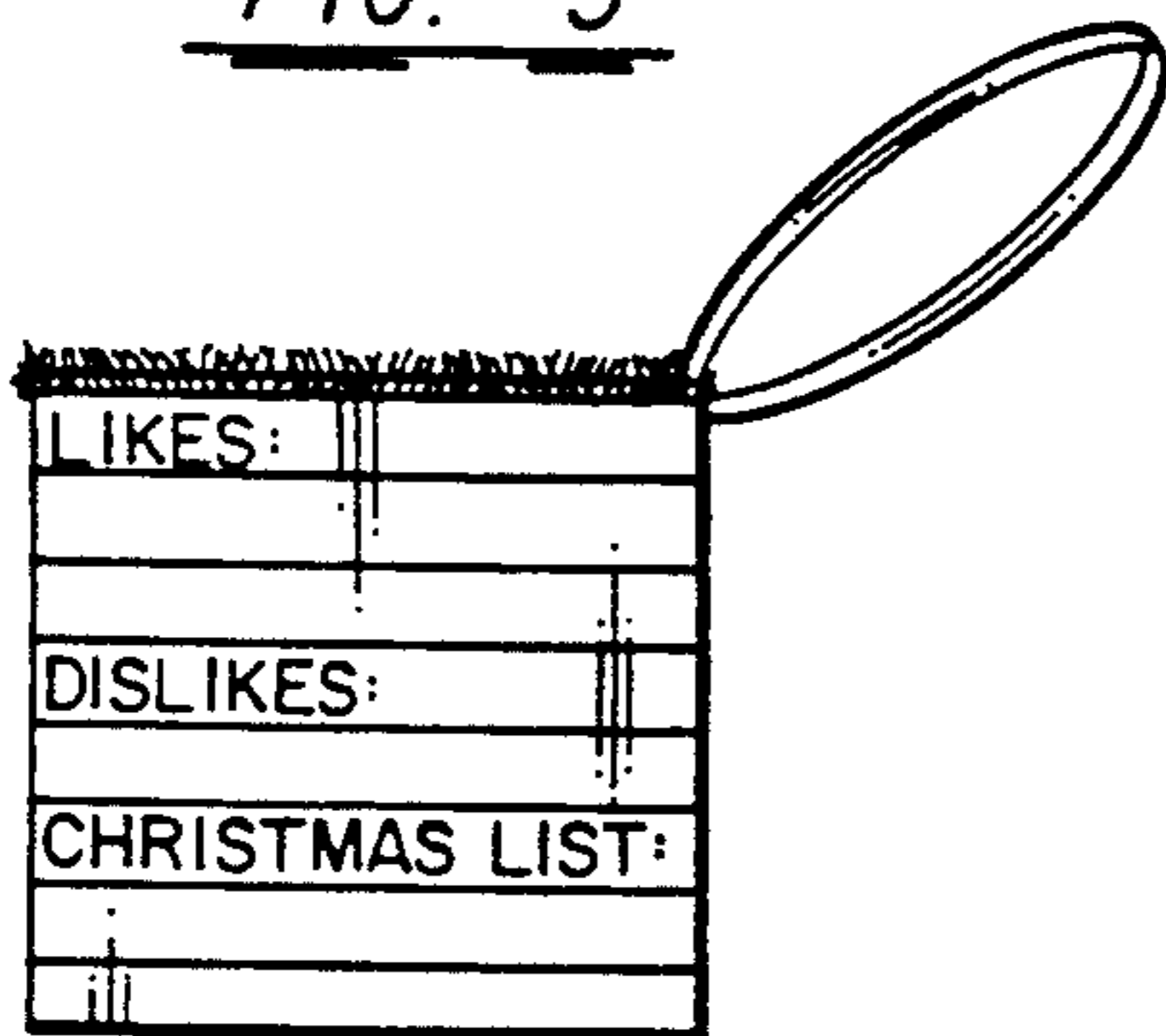


FIG. 5

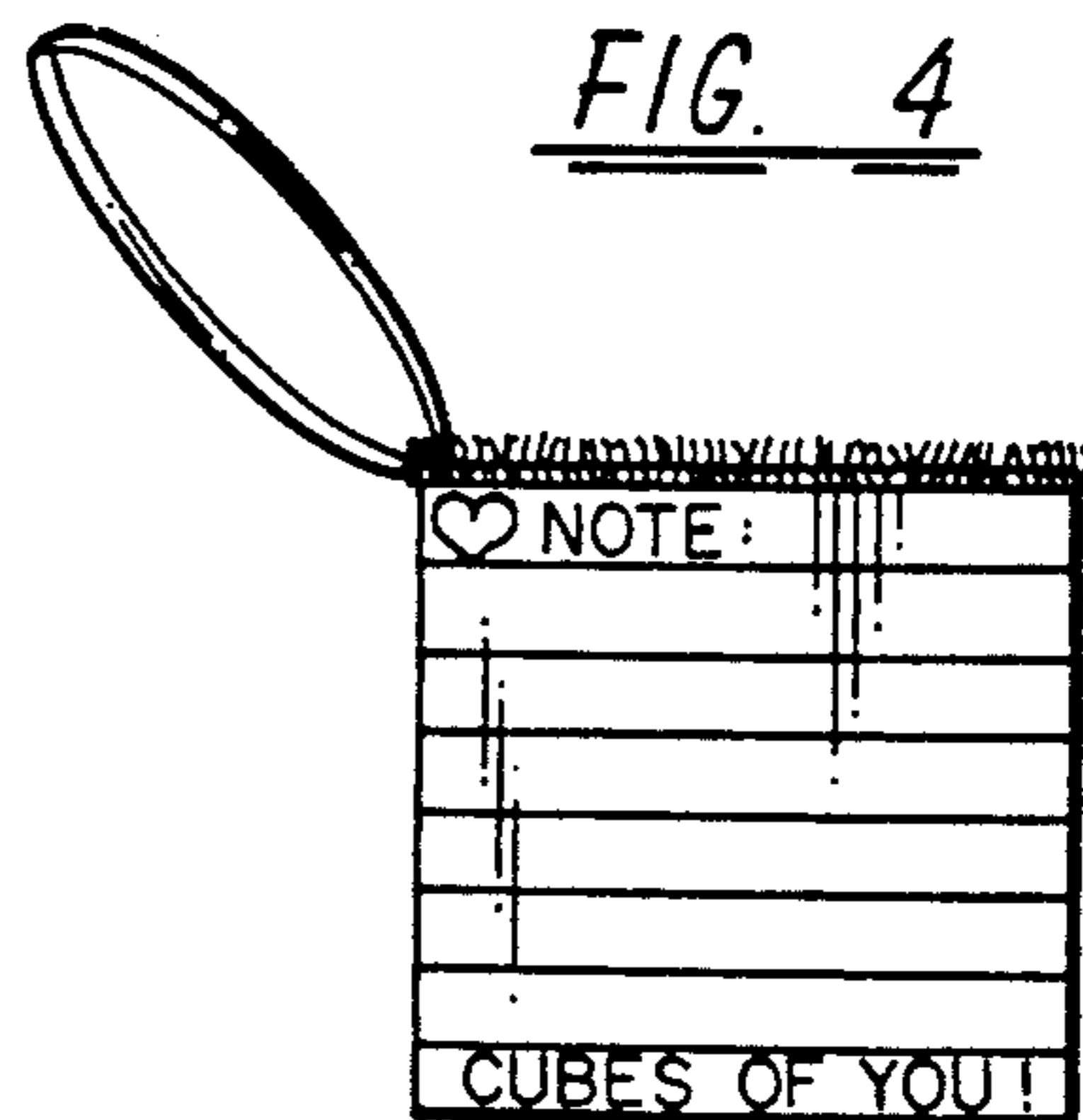


FIG. 6