



US00D340664S

**United States Patent** [19]  
**Butler**

[11] **Patent Number: Des. 340,664**

[45] **Date of Patent: \*\* Oct. 26, 1993**

[54] **EXPANSION BRACELET**

[75] **Inventor: George T. Butler, Warwick, R.I.**

[73] **Assignee: Textron Inc., Providence, R.I.**

[\*\*] **Term: 14 Years**

[21] **Appl. No.: 912,607**

[22] **Filed: Jul. 13, 1992**

[52] **U.S. Cl. .... D11/19; D11/3;  
D11/25**

[58] **Field of Search ..... D11/1-18,  
D11/20-25, 93-94, 87; 63/26, 1.1-11;  
59/78-82, 84, 90-92; D10/30-39**

[56] **References Cited**

**U.S. PATENT DOCUMENTS**

- D. 224,981 10/1972 Poon ..... D11/25
- D. 248,740 8/1978 Harris ..... D11/19
- D. 249,251 9/1978 Cowan ..... D11/19
- D. 321,665 11/1991 Crocco ..... D10/32

**OTHER PUBLICATIONS**

Hong Kong Enterprise, Jun. 1991, lower center page 84.

*Primary Examiner*—A. Hugo Word

*Assistant Examiner*—R. Seifert

*Attorney, Agent, or Firm*—Samuels, Gauthier & Stevens

[57] **CLAIM**

The ornamental design for an expansion bracelet, as shown and described.

**DESCRIPTION**


FIG. 1 is a top plan view of an expansion bracelet showing my new design;


FIG. 2 is a bottom plan view thereof with the central portion removed for ease of illustration;

FIG. 3 is a side elevational view thereof;

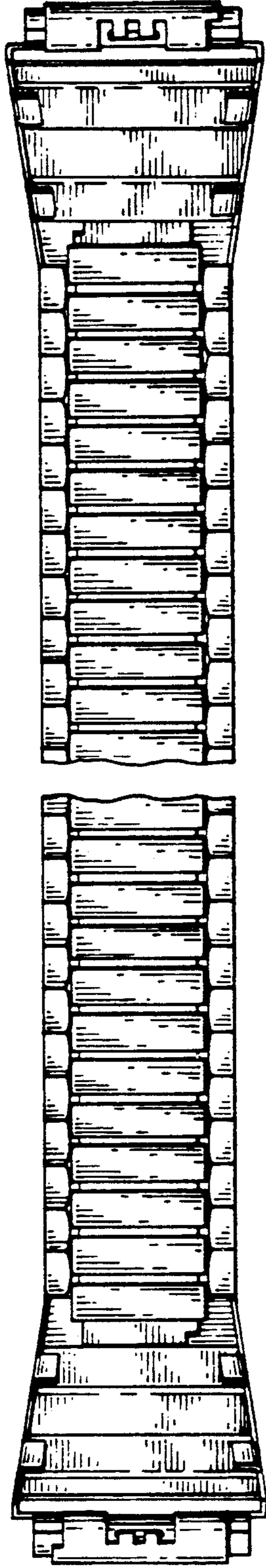
FIG. 4 is an end elevational view thereof; and,

FIG. 5 is a partial enlarged top plan view showing several adjacent top shells thereof.

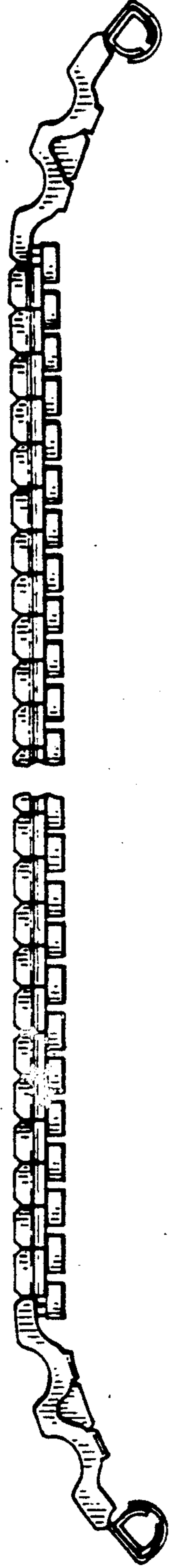





*FIG. 1*



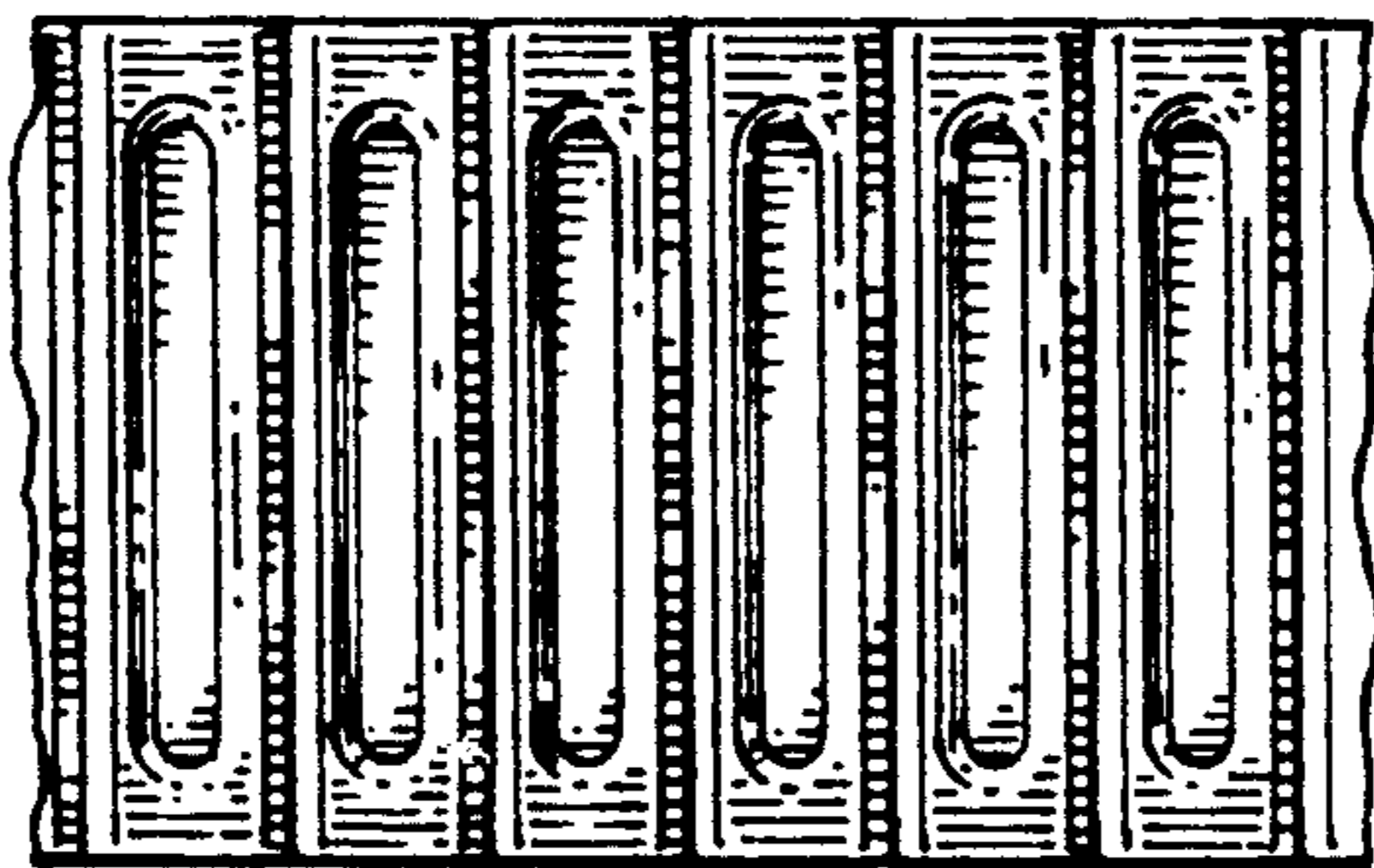
*FIG. 2*



*FIG. 3*



*FIG. 4*



*FIG. 5*