



US00D340661S

United States Patent [19]
Catlett

[11] **Patent Number: Des. 340,661**

[45] **Date of Patent: ** Oct. 26, 1993**

[54] **JEWELRY CHAIN**

[76] **Inventor: Janice L. Catlett, 711 Chateau Ter.,
Rogers, Ak. 72756**

[**] **Term: 14 Years**

[21] **Appl. No.: 706,076**

[22] **Filed: May 28, 1991**

[52] **U.S. Cl. D11/14; D11/5**

[58] **Field of Search D11/1-8,
D11/14, 26-36, 93, 40-46, 49-53, 55, 59, 136;
63/15-15.8; D21/166, 184**

[56] **References Cited**

U.S. PATENT DOCUMENTS

D. 118,378	1/1940	Mann	D11/8
D. 150,566	8/1948	Grefe	D11/8
D. 174,278	3/1955	Katz	D11/8
D. 260,086	8/1981	Lambert	D11/8
D. 271,316	11/1983	Buckley	D21/166
D. 286,801	11/1986	Anderson et al.	D21/166
D. 295,434	4/1988	Faul	D21/166

OTHER PUBLICATIONS

420 Handcrafts by Gloria Foreman—May 1950—Top of page 39-h—located GP290.

Primary Examiner—A. Hugo Word

Assistant Examiner—R. Seifert

Attorney, Agent, or Firm—Charlotte Wereb-Catlett

[57] **CLAIM**

The ornamental design for a jewelry chain, as shown and described.

DESCRIPTION

FIG. 1 is a top plan view of a jewelry chain showing my new design;

FIG. 2 is a front elevational view;

FIG. 3 is a bottom plan view;

FIG. 4 is a rear elevational view;

FIG. 5 is a left end elevational view;

FIG. 6 is a right end elevational view;

FIG. 7 is a top plan view of one link of the chain;

FIG. 8 is a front elevational view of FIG. 7, the opposite side view being identical;

FIG. 9 is a bottom plan view of FIG. 7; and,

FIG. 10 is a left end elevational view of FIG. 7, the opposite side view being identical.

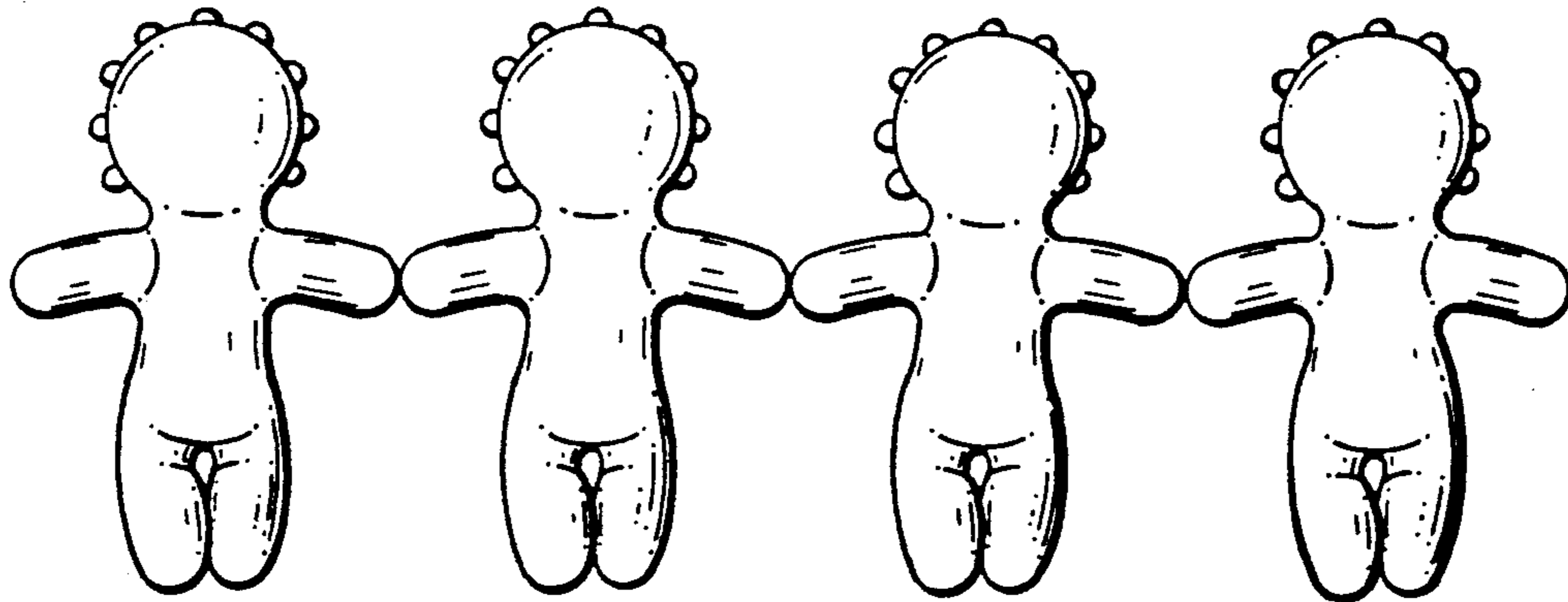


FIG. 1



FIG. 2

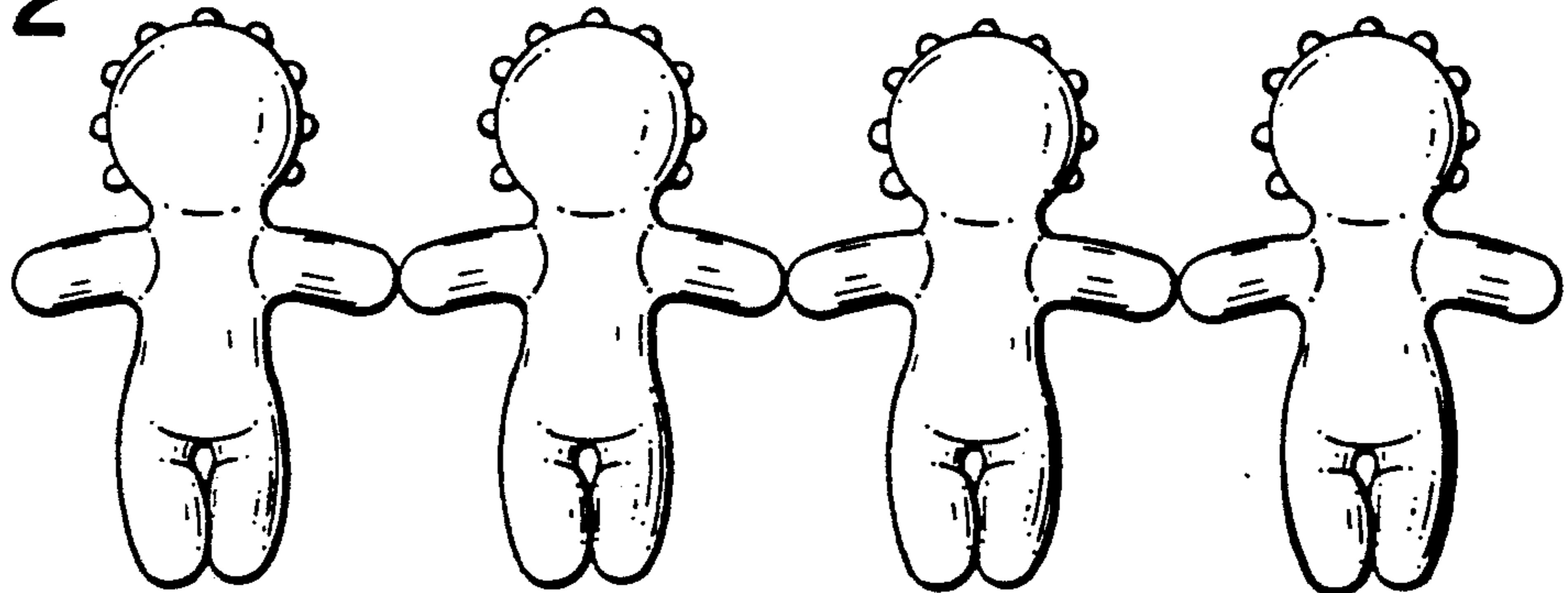


FIG. 3



FIG. 4

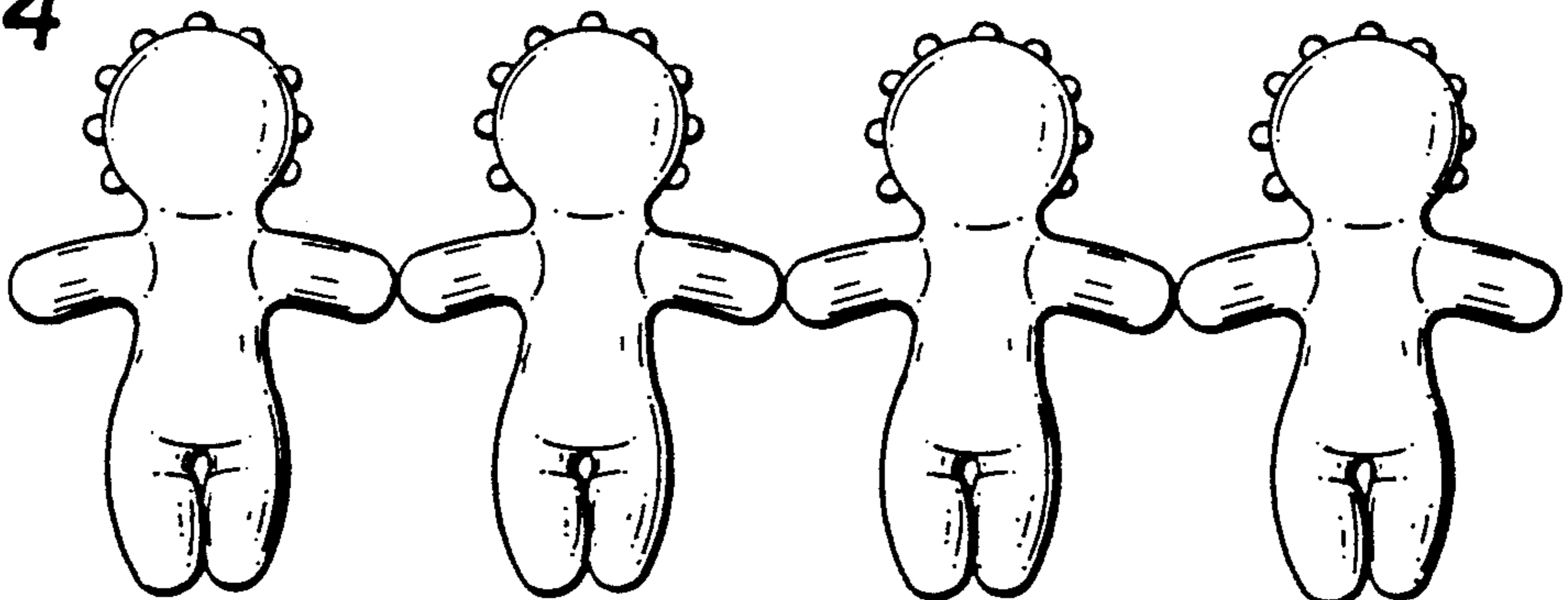


FIG. 5



FIG. 6



FIG. 7



FIG. 8

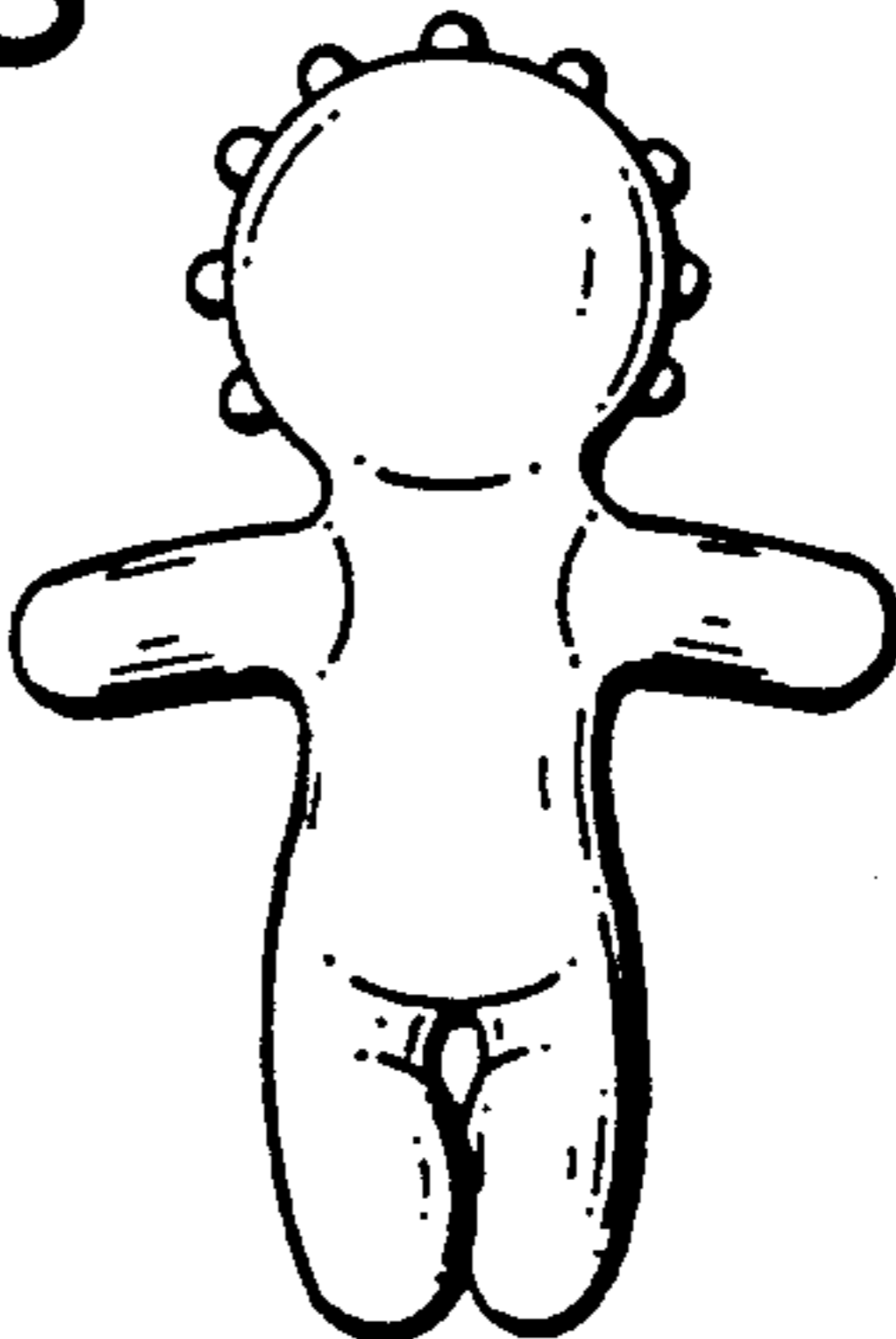


FIG. 9



FIG. 10

