



US00D340650S

United States Patent [19]
Iwamura

[11] **Patent Number: Des. 340,650**
[45] **Date of Patent: ** Oct. 26, 1993**

[54] **WRISTWATCH**

[75] **Inventor: Michihiro Iwamura, Saitama, Japan**

[73] **Assignee: Citizen Watch Co., Ltd., Tokyo, Japan**

[**] **Term: 14 Years**

[21] **Appl. No.: 687,403**

[22] **Filed: Apr. 18, 1991**

[52] **U.S. Cl. D10/32; D10/126; D11/6**

[58] **Field of Search D10/1-39, D10/122-126, 128, 129; D11/1-7, 16, 17, 19; 368/276-278, 280-282, 285, 318, 322, 323; 63/1.1, 2, 3, 4, 51**

[56] **References Cited**

U.S. PATENT DOCUMENTS

D. 46,040 7/1914 Austin D10/32
D. 186,398 10/1959 Katz D10/39 X

D. 315,513 3/1991 Benoit Piquignet D10/32
D. 324,828 3/1992 Wunderman D10/39 X
1,232,825 7/1917 Megurowsky D10/32 X
2,032,696 3/1936 Goldblatt D10/32 X
2,073,280 3/1937 Lederer D11/6 X

Primary Examiner—Nelson C. Holtje
Assistant Examiner—Martha Thompson
Attorney, Agent, or Firm—Wenderoth, Lind & Ponack

[57] **CLAIM**

The ornamental design for a wristwatch, as shown and described.

DESCRIPTION

FIG. 1 is a perspective view of a wristwatch, showing my new design;
FIG. 2 is a front elevation view thereof;
FIG. 3 is a rear elevation view thereof;
FIG. 4 is a top plan view thereof;
FIG. 5 is a bottom plan view thereof;
FIG. 6 is a left side elevation view thereof; and,
FIG. 7 is a right side elevation view thereof.



FIG. 1




FIG. 2




FIG. 3




FIG. 6

FIG. 7

FIG. 4



FIG. 5

