



US00D340649S

# United States Patent [19]

[11] Patent Number: **Des. 340,649**

Iwamura

[45] Date of Patent: **\*\* Oct. 26, 1993**

[54] **WRISTWATCH**

[75] Inventor: **Michihiro Iwamura, Saitama, Japan**

[73] Assignee: **Citizen Watch Co., Ltd., Tokyo, Japan**

[\*\*] Term: **14 Years**

[21] Appl. No.: **687,402**

[22] Filed: **Apr. 18, 1991**

[52] U.S. Cl. .... **D10/32; D11/6; D10/39**

[58] Field of Search ..... **D10/1-39, D10/122-126, 128, 129; D11/1-7, 16, 17, 19; 368/276-278, 280-282, 285, 318, 322, 323; 63/1.1, 2, 3, 4, 51**

[56] **References Cited**

**U.S. PATENT DOCUMENTS**

- D. 46,040 7/1914 Austin ..... D10/32
- D. 69,576 3/1926 Eppenstein ..... D10/39
- D. 71,372 11/1926 Fahys ..... D10/38

- D. 266,744 11/1982 Genta ..... D10/32
- D. 324,828 3/1992 Wunderman ..... D10/39 X
- 1,232,825 7/1917 Megurowsky ..... D19/32 X
- 2,032,696 3/1936 Goldblatt ..... D10/32 X
- 2,073,280 3/1937 Lederer ..... D11/6 X

*Primary Examiner*—Nelson C. Holtje  
*Assistant Examiner*—Martha Thompson  
*Attorney, Agent, or Firm*—Wenderoth Lind & Ponack

[57] **CLAIM**

The ornamental design for a wristwatch, as shown and described.

**DESCRIPTION**

FIG. 1 is a perspective view of a wristwatch, showing my new design;  
FIG. 2 is a front elevation view thereof;  
FIG. 3 is a rear elevation view thereof;  
FIG. 4 is a top plan view thereof;  
FIG. 5 is a bottom plan view thereof;  
FIG. 6 is a left side elevation view thereof; and,  
FIG. 7 is a right side elevation view thereof.

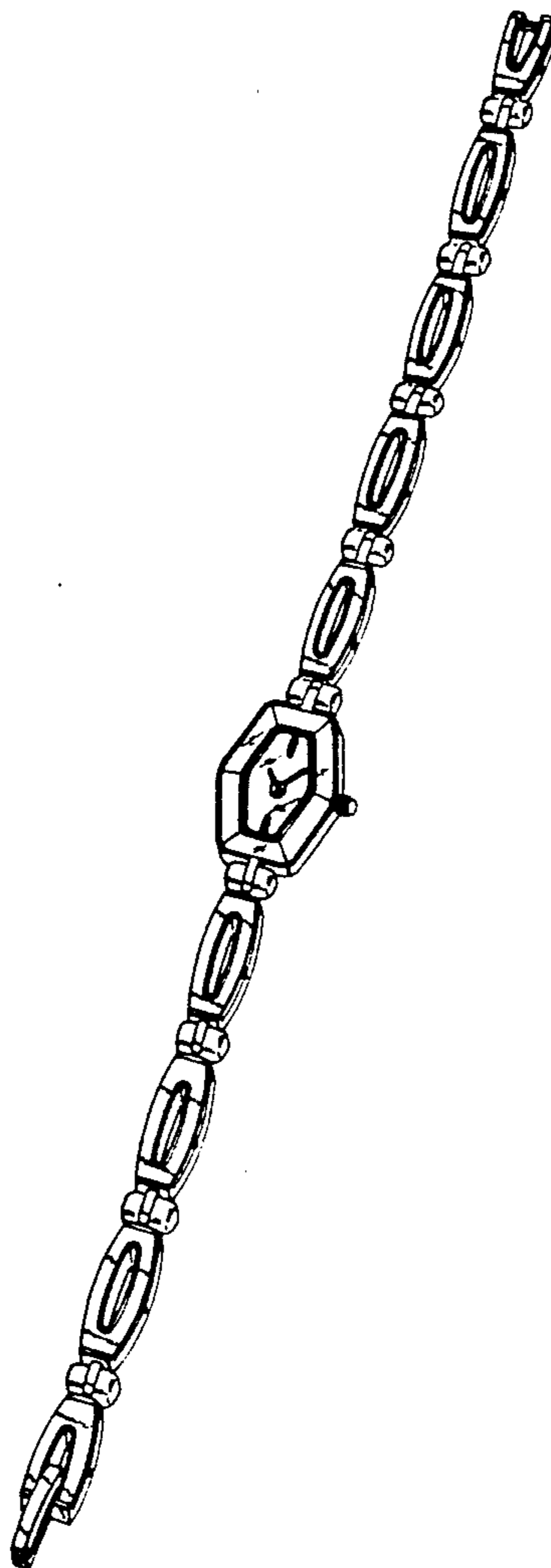


FIG. 1

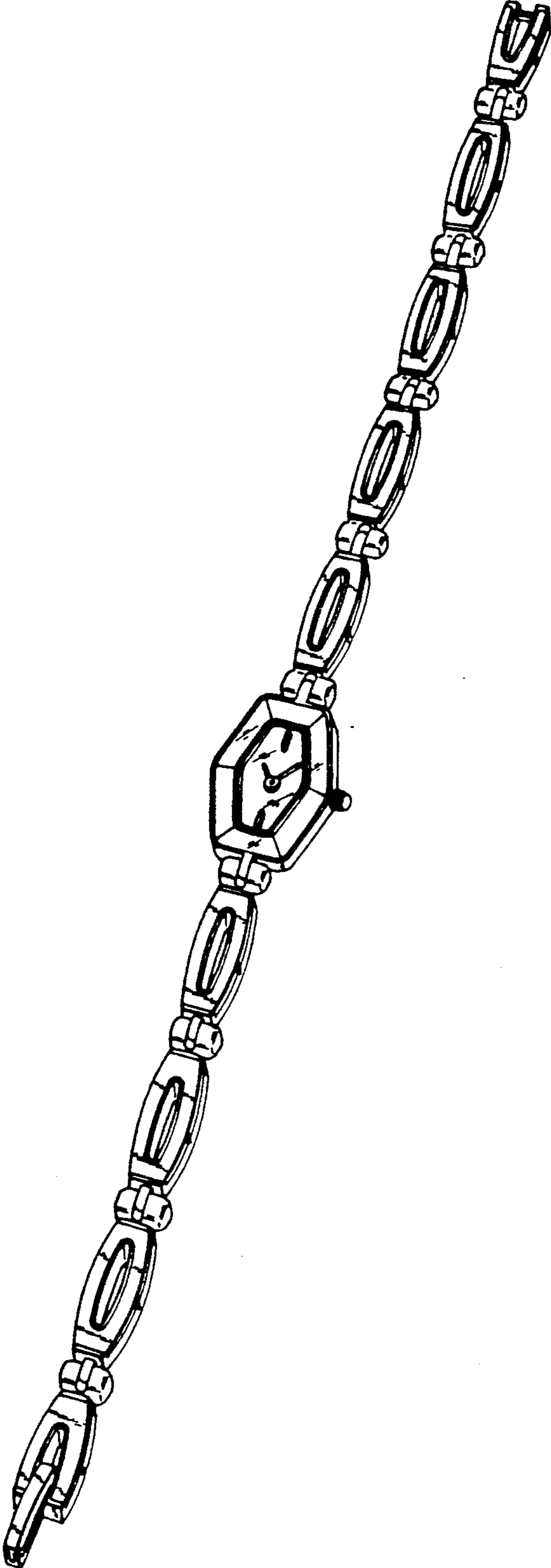


FIG. 2




FIG. 3




FIG. 6

FIG. 7

FIG. 4



FIG. 5

