



US00D340637S

# United States Patent [19]

[11] Patent Number: **Des. 340,637**

Campbell et al.

[45] Date of Patent: **\*\* Oct. 26, 1993**

[54] DECORATIVE DOOR OR CABINET KNOB

[76] Inventors: **Mark D. Campbell; Carl S. Ostuni,**  
both of 91 Ocean Parkway Apt.  
#1-D, Brooklyn, N.Y. 11218

[\*\*] Term: **14 Years**

[21] Appl. No.: **676,227**

[22] Filed: **Mar. 27, 1991**

[52] U.S. Cl. .... **D8/305; D8/307;**  
**D21/186**

[58] Field of Search ..... **D8/305, 307; D21/186;**  
**16/110 R, 121; 292/347**

[56] **References Cited**

### U.S. PATENT DOCUMENTS

- D. 154,830 8/1949 Allen et al. .... D21/186
- D. 154,878 8/1949 Robbins ..... D21/186
- D. 179,710 2/1957 Spadini .
- D. 183,314 8/1958 Johnson .

- D. 185,604 6/1959 Johnson ..... D8/305
- D. 185,814 8/1959 Johnson .
- D. 211,699 7/1968 Perfit ..... D8/305
- D. 253,513 11/1979 Bertani ..... D8/307
- D. 302,942 8/1989 Ferrero ..... D21/186
- D. 309,761 8/1990 Hashimoto ..... D21/186


*Primary Examiner*—B. J. Bullock  
*Attorney, Agent, or Firm*—Terry M. Gernstein

### [57] CLAIM

The ornamental design for a decorative door or cabinet knob, as shown and described.

### DESCRIPTION

FIG. 1 is a perspective view of the decorative door or cabinet knob embodying my design;  
FIG. 2 is a front elevational view thereof;  
FIG. 3 is a rear elevational view thereof;  
FIG. 4 is a right side elevational view thereof, the side opposite being a mirror image;  
FIG. 5 is a top plan view thereof; and,  
FIG. 6 is a bottom plan view thereof.






FIG. 1.

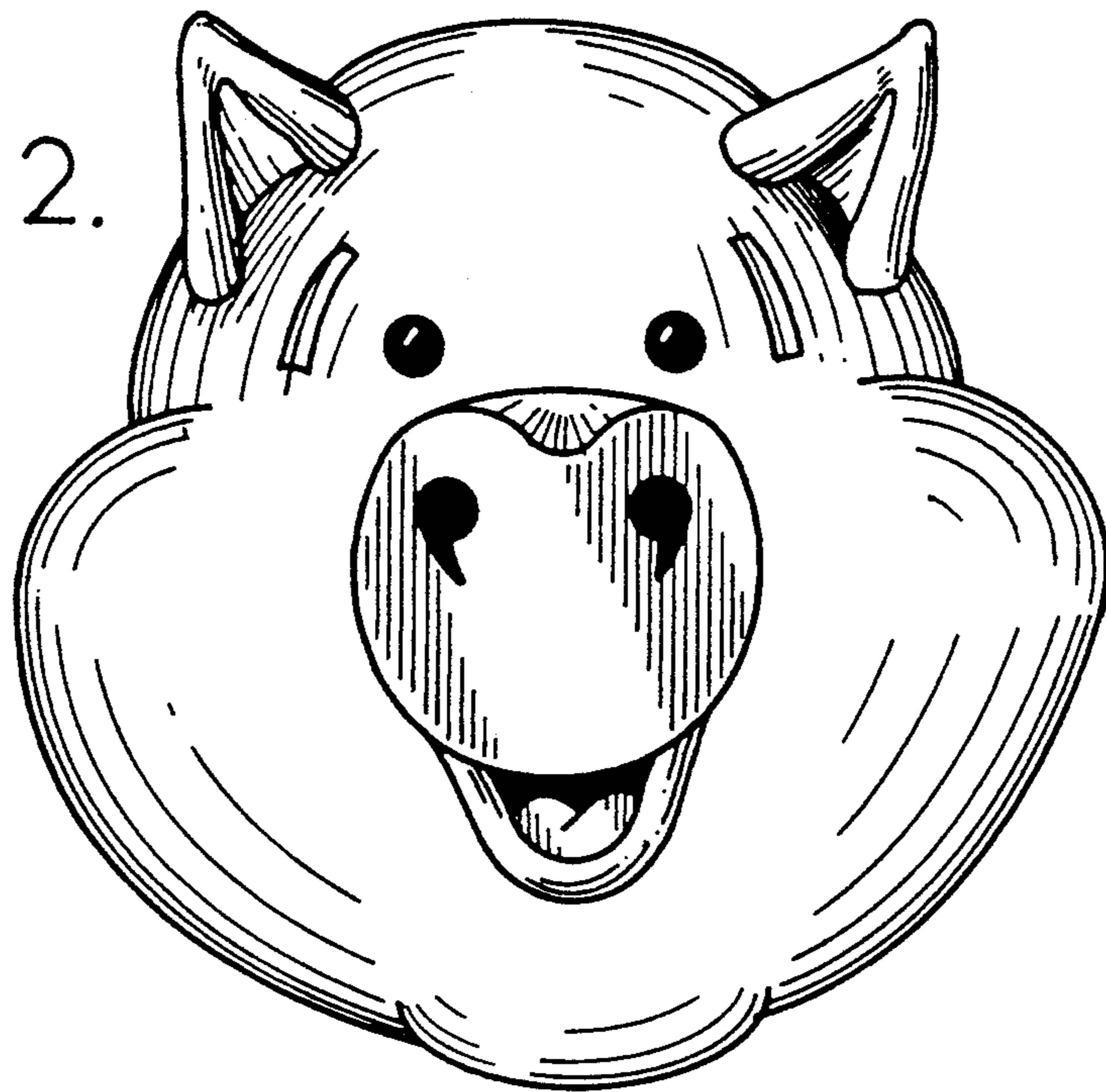


FIG. 2.

FIG. 3.

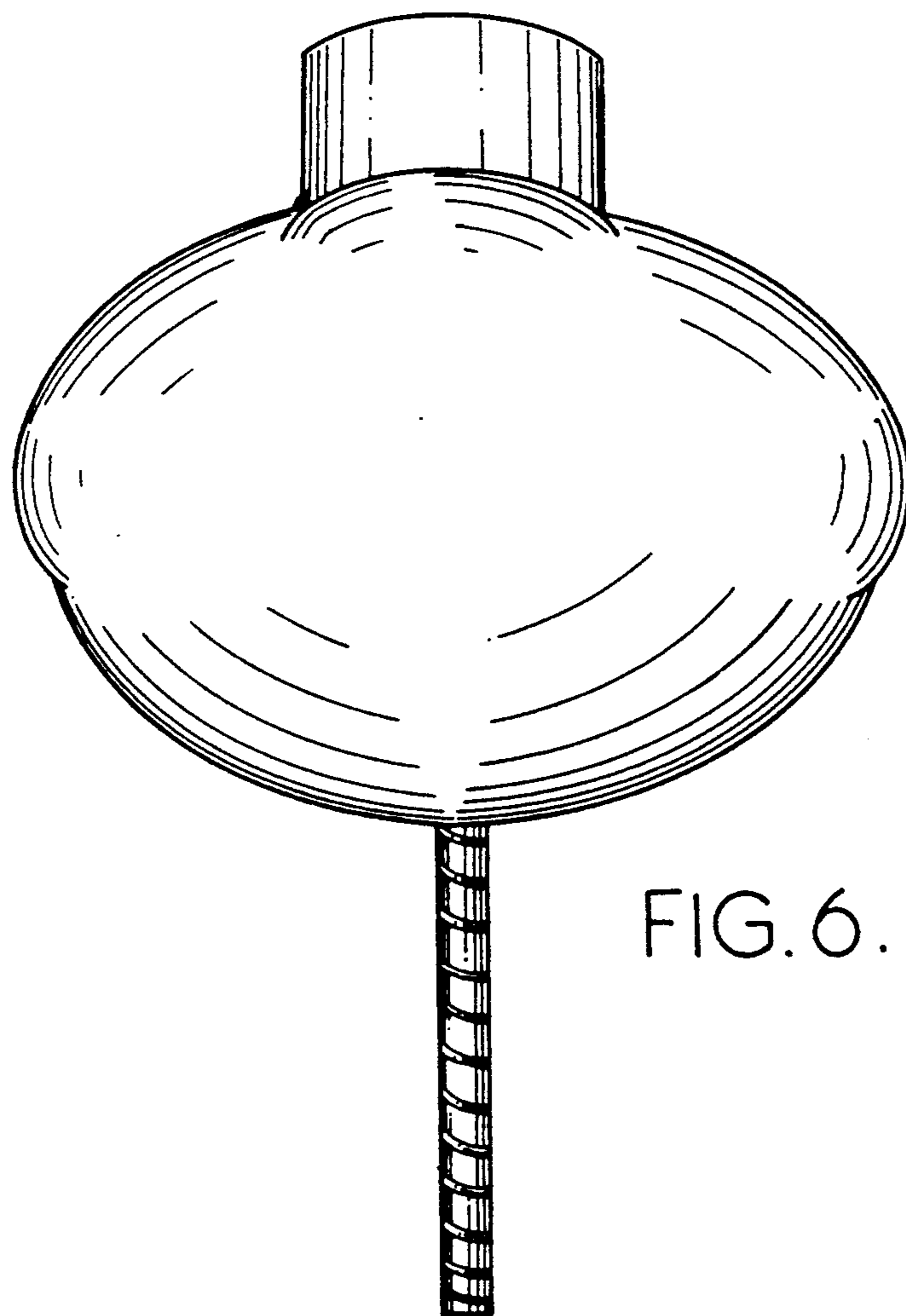



FIG. 6.

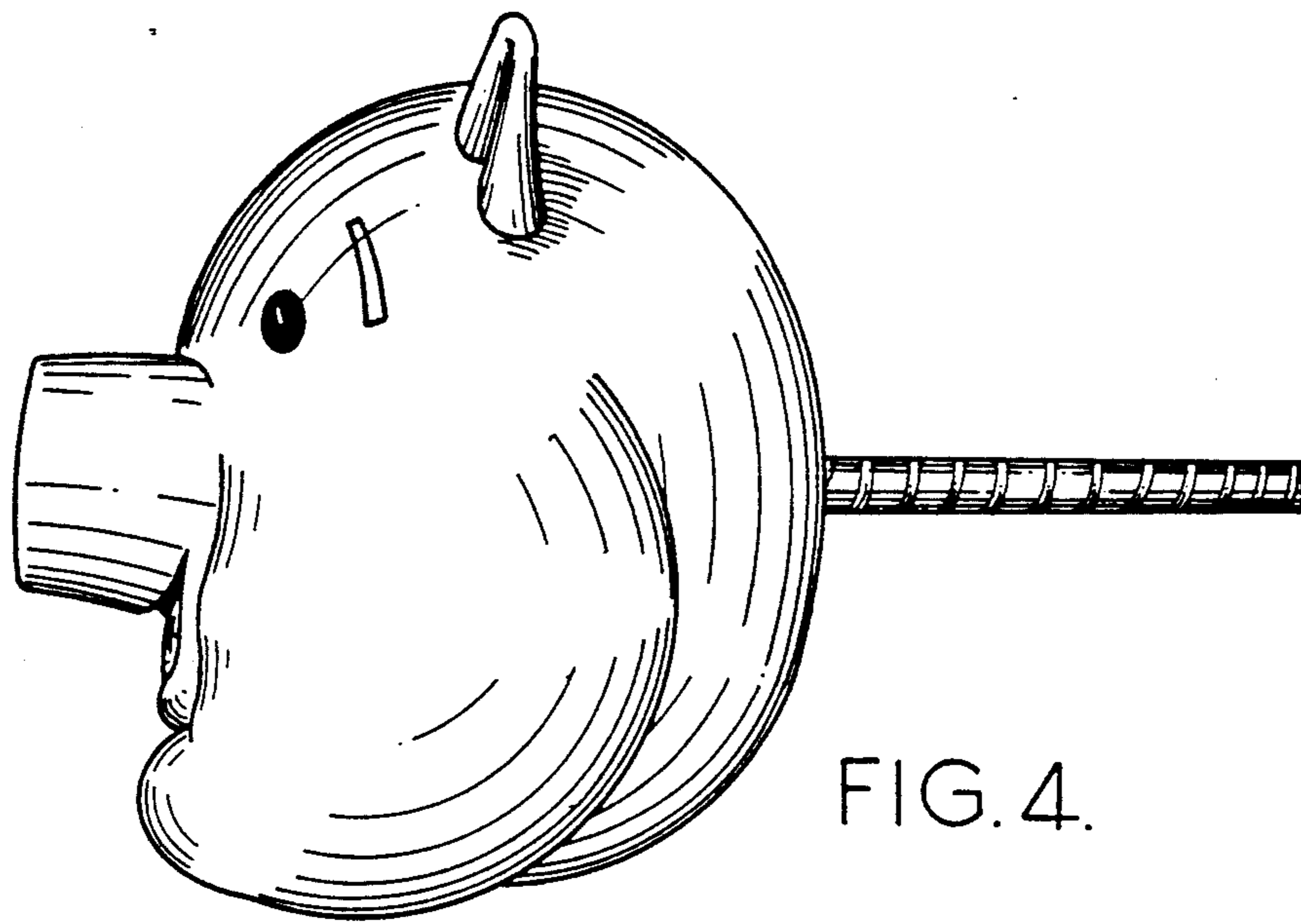


FIG. 4.

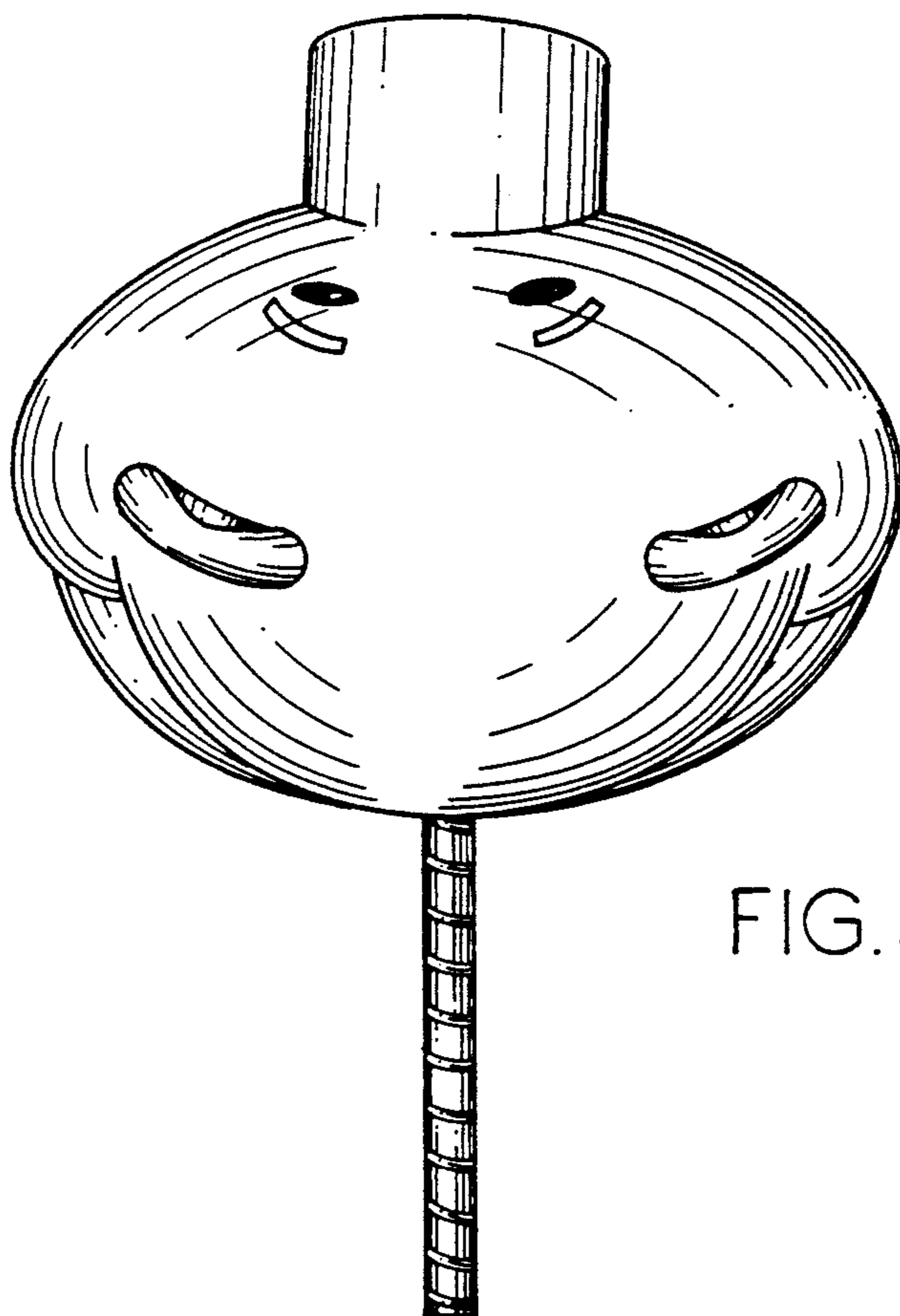


FIG. 5.