



US00D340635S

**United States Patent** [19]  
**Paglia**

[11] **Patent Number: Des. 340,635**  
[45] **Date of Patent: \*\* Oct. 26, 1993**

[54] **TOILET SEAT POSITIONING HANDLE**

[76] **Inventor: John Paglia, 1680 Narcissa Rd., Blue Bell, Pa. 19422**

[\*\*] **Term: 14 Years**

[21] **Appl. No.: 868,267**

[22] **Filed: Apr. 3, 1992**

[52] **U.S. Cl. .... D8/317**

[58] **Field of Search .... D23/250-254;  
D8/300, 307, 317**

D. 295,604	5/1988	Purdy .....	D8/307
D. 308,813	6/1990	Robinson .....	D8/307
1,127,919	2/1915	Pfau .....	4/246.1 X
2,758,315	8/1956	Hulton .....	4/246.1
3,717,884	2/1973	Mantooth .....	4/246.1 X
4,742,582	5/1988	Gaillourakis .....	4/246.1
4,920,586	5/1990	Gaillourakis .....	4/246.1

*Primary Examiner*—James R. Largen

[57] **CLAIM**

The ornamental design for a toilet seat positioning handle, as shown and described.

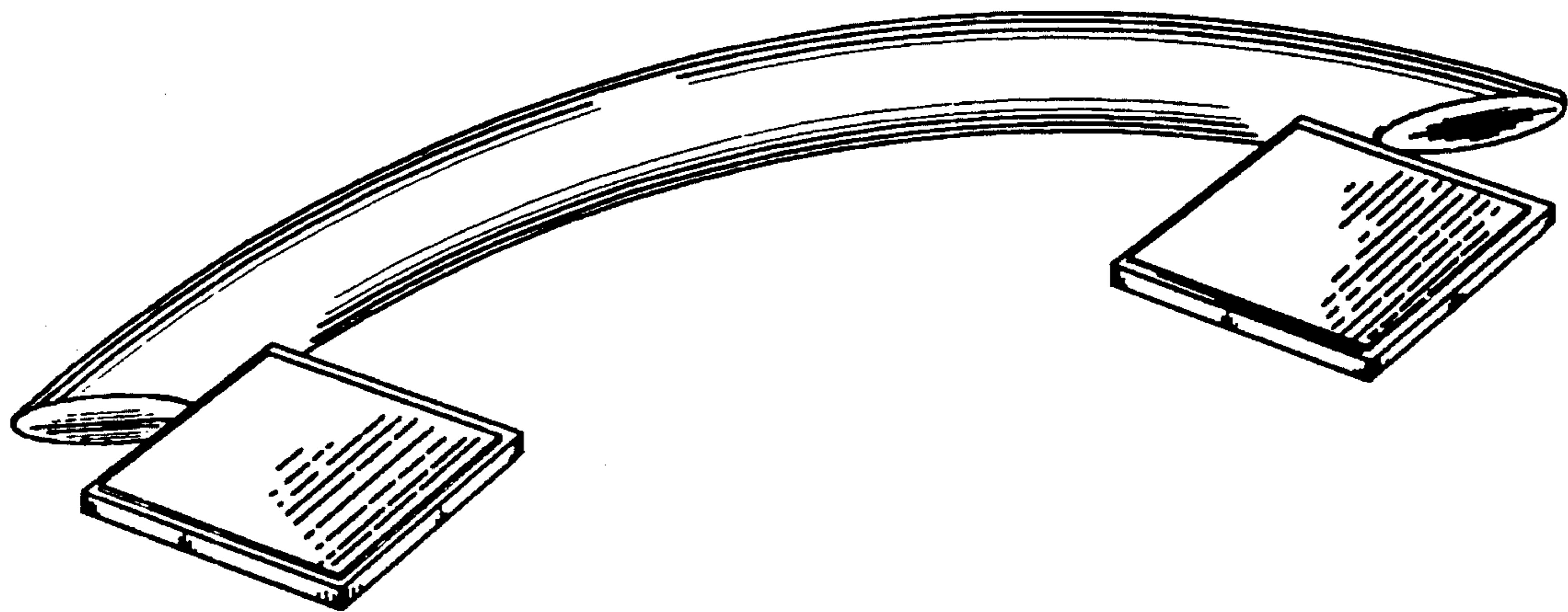
**DESCRIPTION**

FIG. 1 is a top perspective view of a toilet seat positioning handle showing my new design;  
FIG. 2 is a top plan view thereof;  
FIG. 3 is a rear elevational view thereof; and,  
FIG. 4 is a bottom plan view thereof.

[56] **References Cited**

**U.S. PATENT DOCUMENTS**

D. 138,909	9/1944	Stone et al. ....	D8/317
D. 191,497	10/1961	Hottlo .....	D8/300
D. 245,095	7/1977	Murray .....	D8/307
D. 295,603	5/1988	Giallourakis .....	D8/307



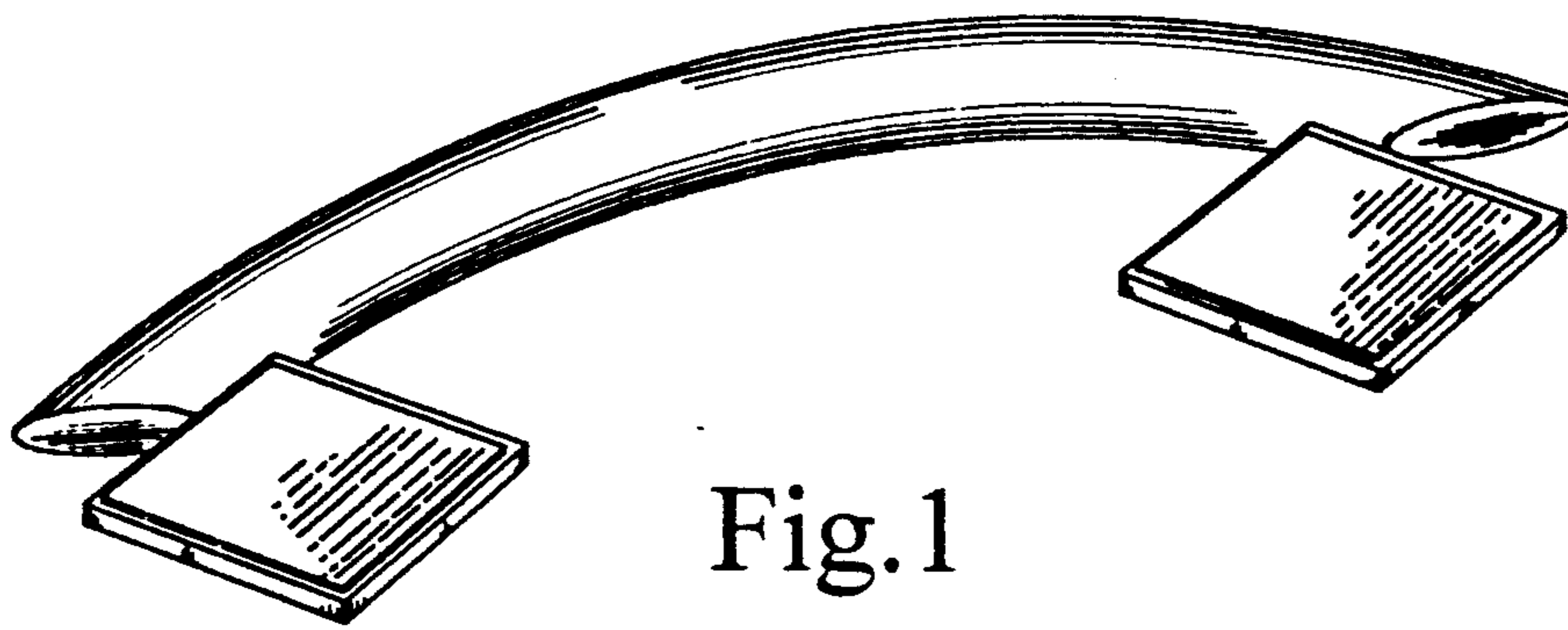


Fig. 1

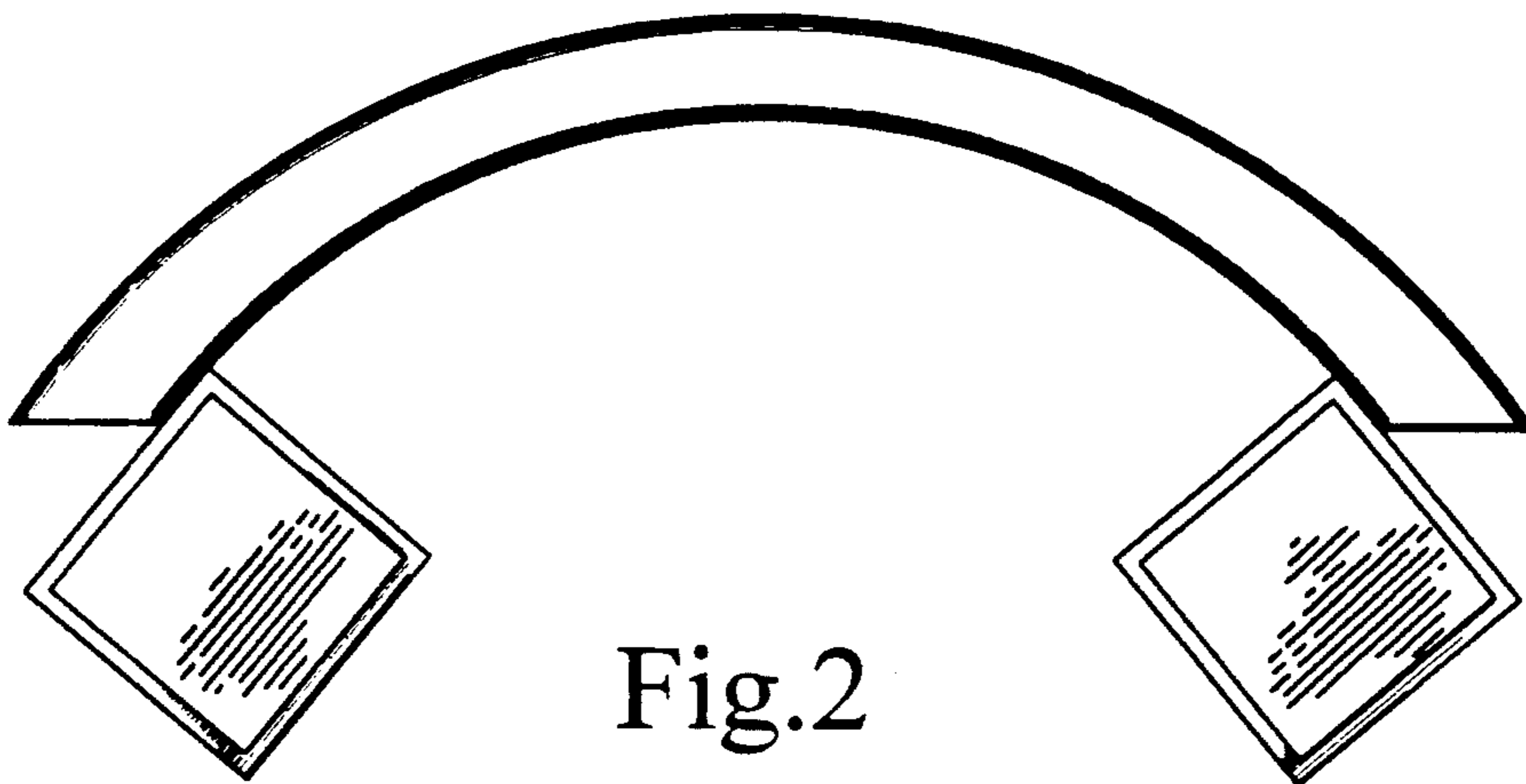


Fig. 2



Fig. 3

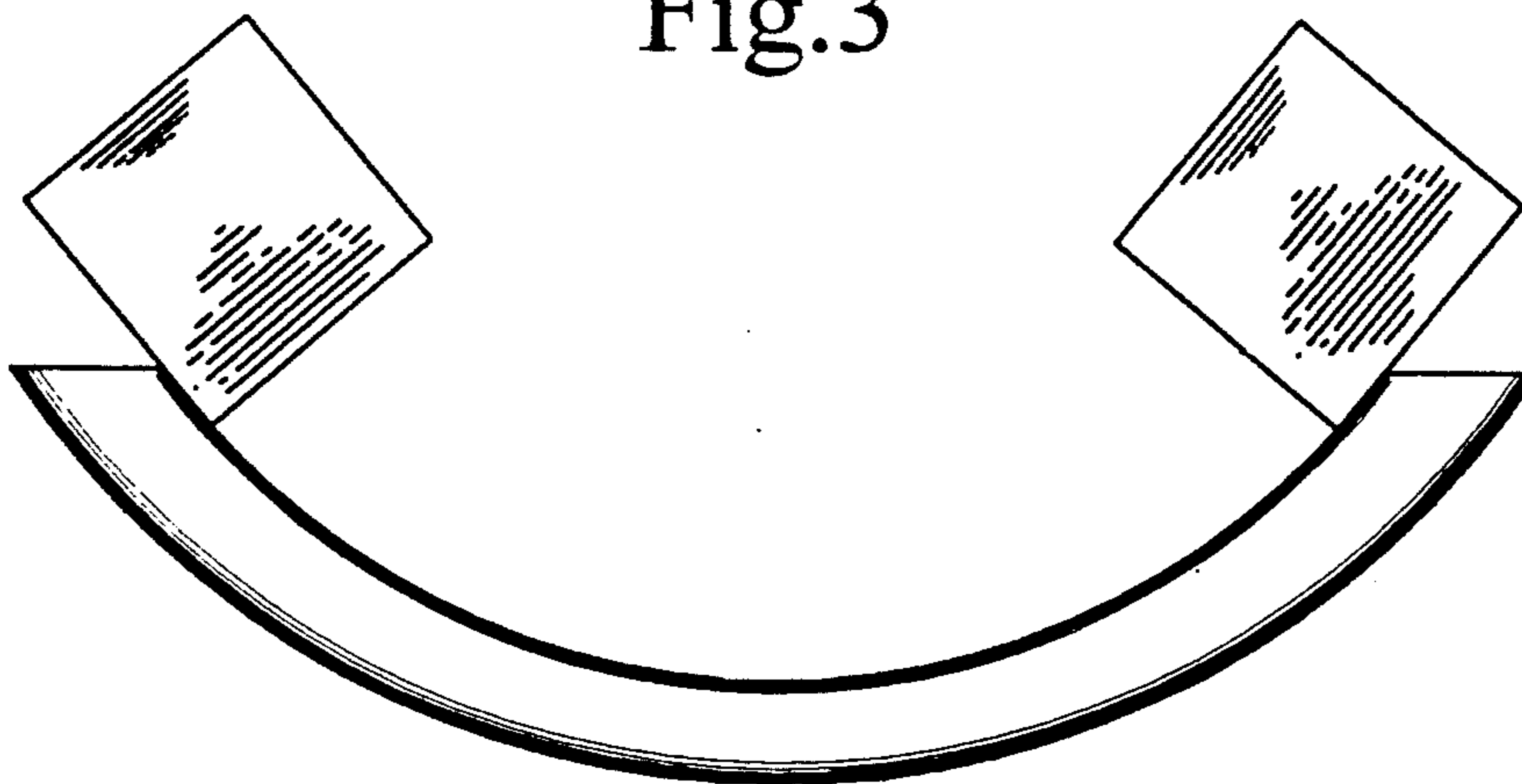


Fig. 4