



US00D340617S

United States Patent [19]

Douglas

[11] Patent Number: **Des. 340,617**

[45] Date of Patent: **** Oct. 26, 1993**

[54] **CASSEROLE DISH**

[76] Inventor: **Lee F. Douglas**, 4804 Haverwood La., No. 513, Dallas, Tex. 75287

[**] Term: **14 Years**

[21] Appl. No.: **834,639**

[22] Filed: **Feb. 12, 1992**

[52] U.S. Cl. **D7/543; D7/550**

[58] Field of Search **D7/556, 532, 539, 543, D7/544, 545, 548, 549, 550, 551, 553, 554, 555, 557, 564, 559, 560, 562, 563, 565, 566, 567, 571, 586; 220/768, 769, 771, 772, 574, 640; D9/425, 424**

4,773,320 9/1988 Stock et al. 99/449
 5,004,121 4/1991 Gowe 220/458
 5,094,706 3/1992 Gowe 156/214

OTHER PUBLICATIONS

Asparagus Plate/Industrial Design Mag. Nov./Dec. 19 p. 80 p. 18.

Primary Examiner—Alan P. Douglas
Assistant Examiner—M. N. Pandozzi
Attorney, Agent, or Firm—Dennis T. Griggs

[57] CLAIM

The ornamental design for a casserole dish, as shown and described.

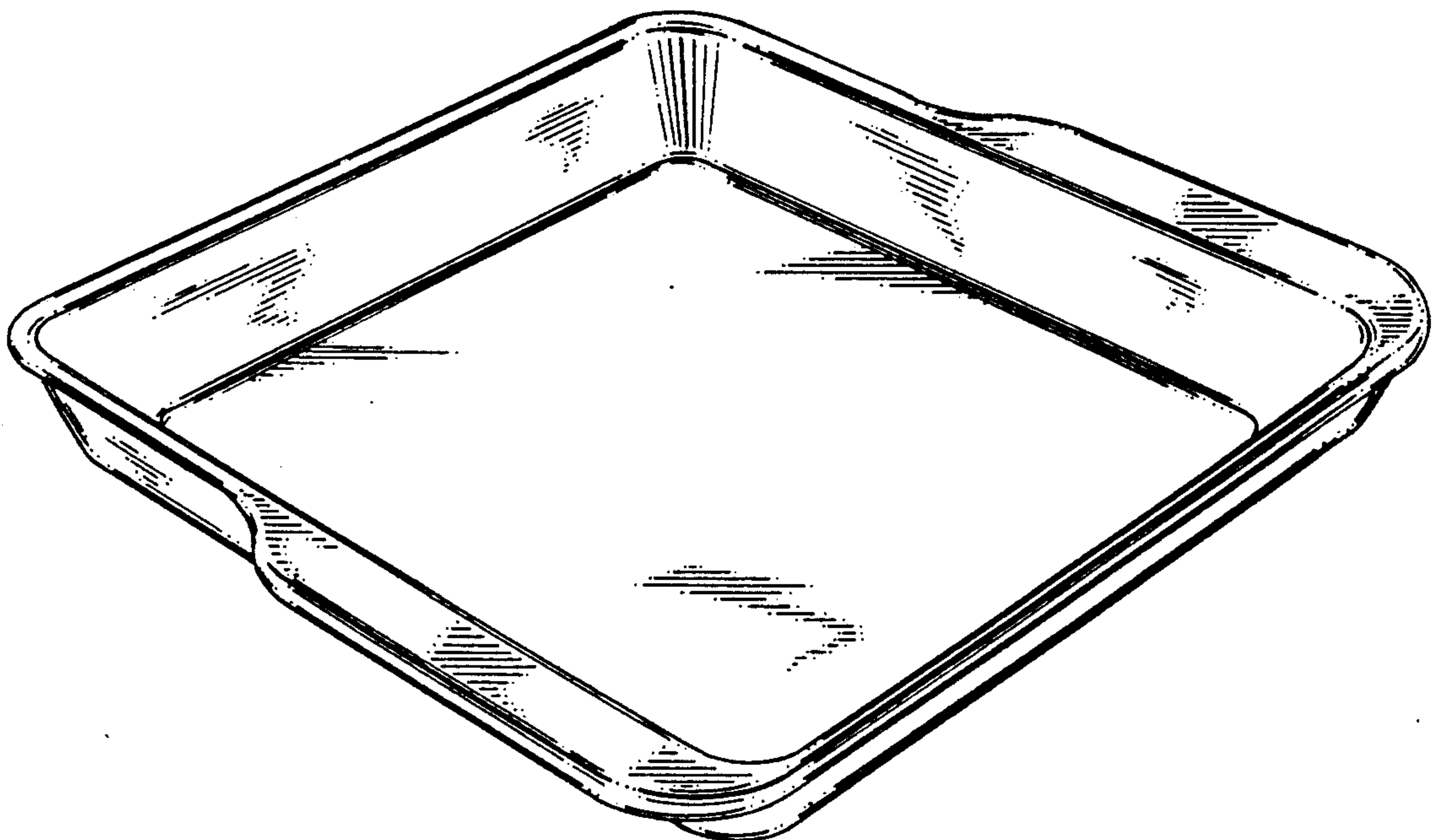
[56] References Cited

U.S. PATENT DOCUMENTS

D. 192,036	1/1962	Raymond	D7/550
D. 212,821	11/1968	Benes	D9/424 X
D. 217,827	6/1970	Parker	D7/543
D. 219,134	11/1970	Hartman	D9/425
D. 305,393	1/1990	Stewart	D7/545
4,113,225	9/1978	Corse	249/169
4,216,763	8/1980	Miklas	126/275

DESCRIPTION

FIG. 1 is a top perspective view of a casserole dish which illustrates my new design;
 FIG. 2 is a top plan view thereof;
 FIG. 3 is a right side elevational view thereof, the left side elevational view being a mirror image thereof;
 FIG. 4 is a front elevational view thereof;
 FIG. 5 is a bottom plan view thereof; and,
 FIG. 6 is a rear elevational view thereof.



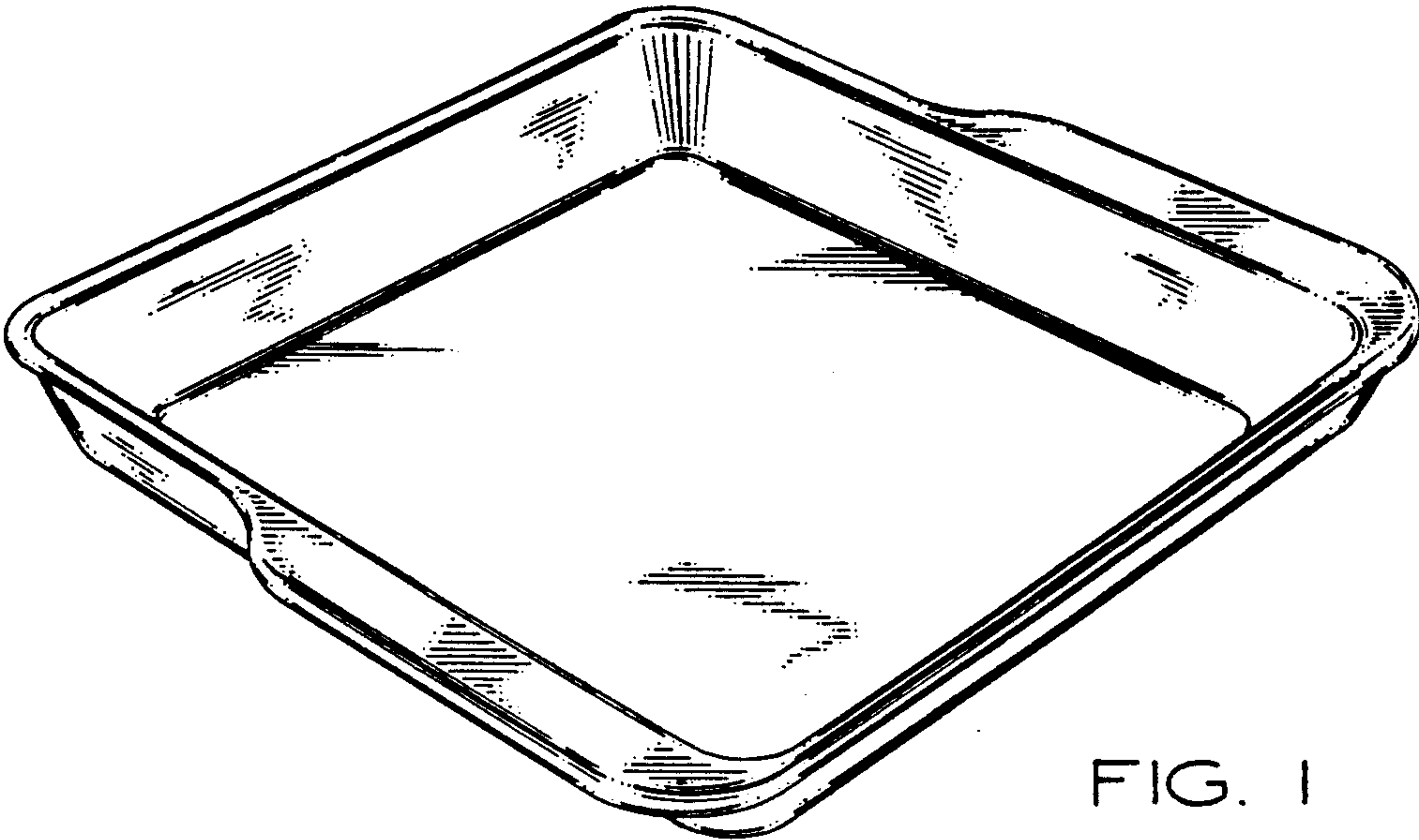


FIG. 1




FIG. 2




FIG. 3




FIG. 4

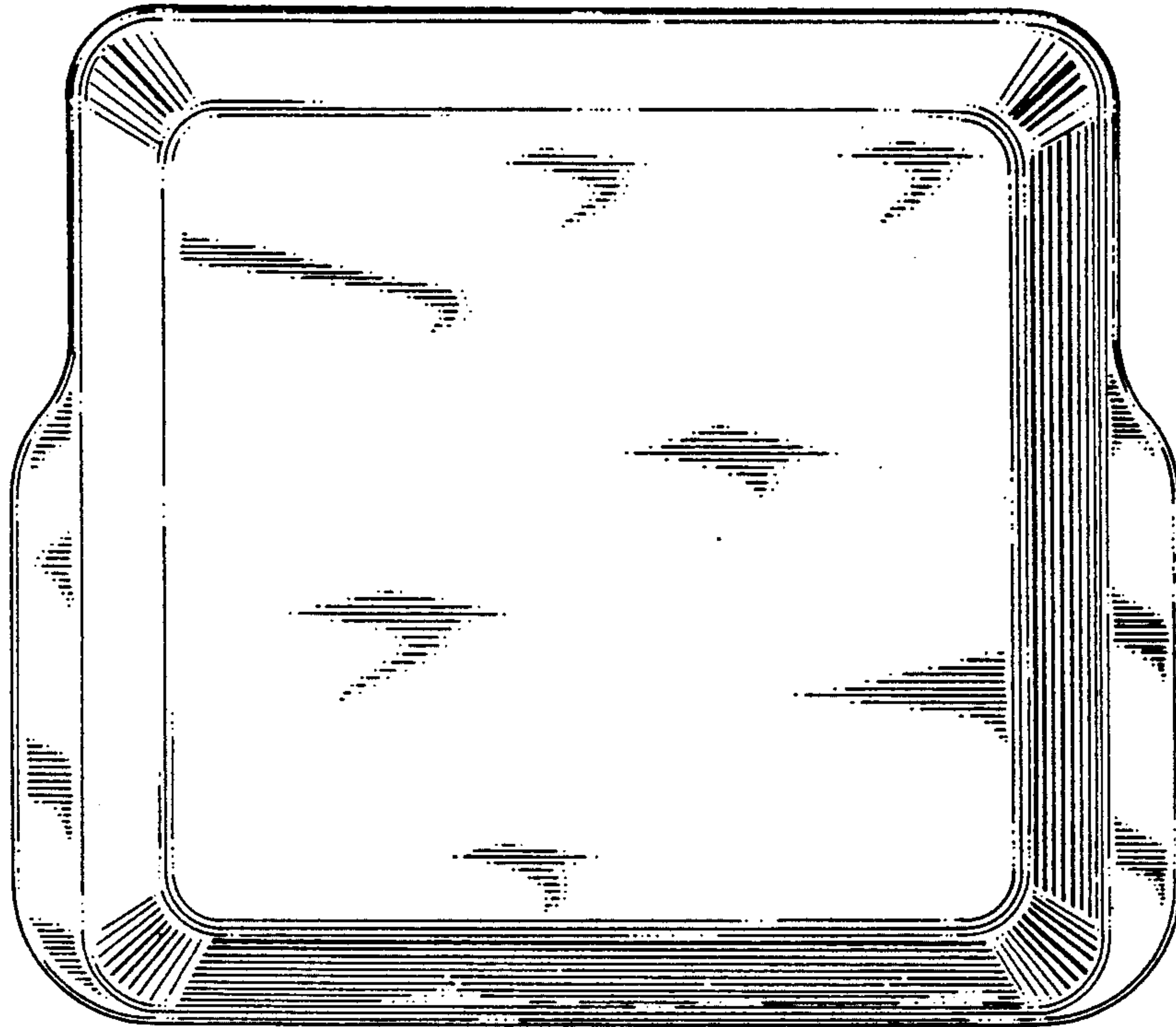


FIG. 5




FIG. 6