



US00D340606S

United States Patent [19]

[11] Patent Number: **Des. 340,606**

Hubbard

[45] Date of Patent: **** Oct. 26, 1993**

[54] **TOOL HOLDER**

[75] Inventor: **Norman F. Hubbard, Scranton, Pa.**

[73] Assignee: **Tool Deck, Inc., Moosic, Pa.**

[**] Term: **14 Years**

[21] Appl. No.: **818,980**

[22] Filed: **Jan. 10, 1992**

[52] U.S. Cl. **D6/567; D6/574**

[58] Field of Search **D6/552, 553, 567, 569, D6/570, 574; D8/354, 373; 206/349; 211/60.1, 69, 70.5, 70.6, 70.7, 86, 87, 89, 126, 134; 248/309.1**

3,187,902	6/1965	Nelson	211/70.6
3,269,550	8/1966	Marcus	.	
3,603,551	9/1971	Peterson	211/70.6
3,685,667	8/1972	Bell	211/70.5
3,737,131	6/1973	Larson	.	
4,681,233	7/1987	Roth	.	

Primary Examiner—Brian N. Vinson
Attorney, Agent, or Firm—Eckert Seamans Cherin & Mellott

[57] CLAIM

The ornamental design for a tool holder, as shown and described.

DESCRIPTION

FIG. 1 is a perspective view of the tool holder of my invention;

FIG. 2 is a top plan view thereof;

FIG. 3 is a front view thereof;

FIG. 4 is a bottom plan view thereof;

FIG. 5 is a rear view thereof;

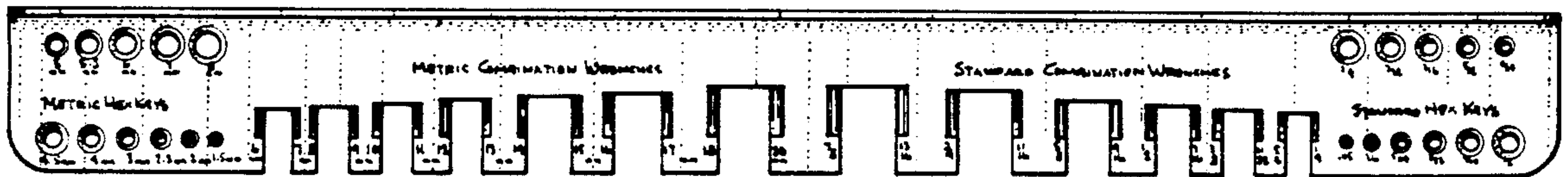
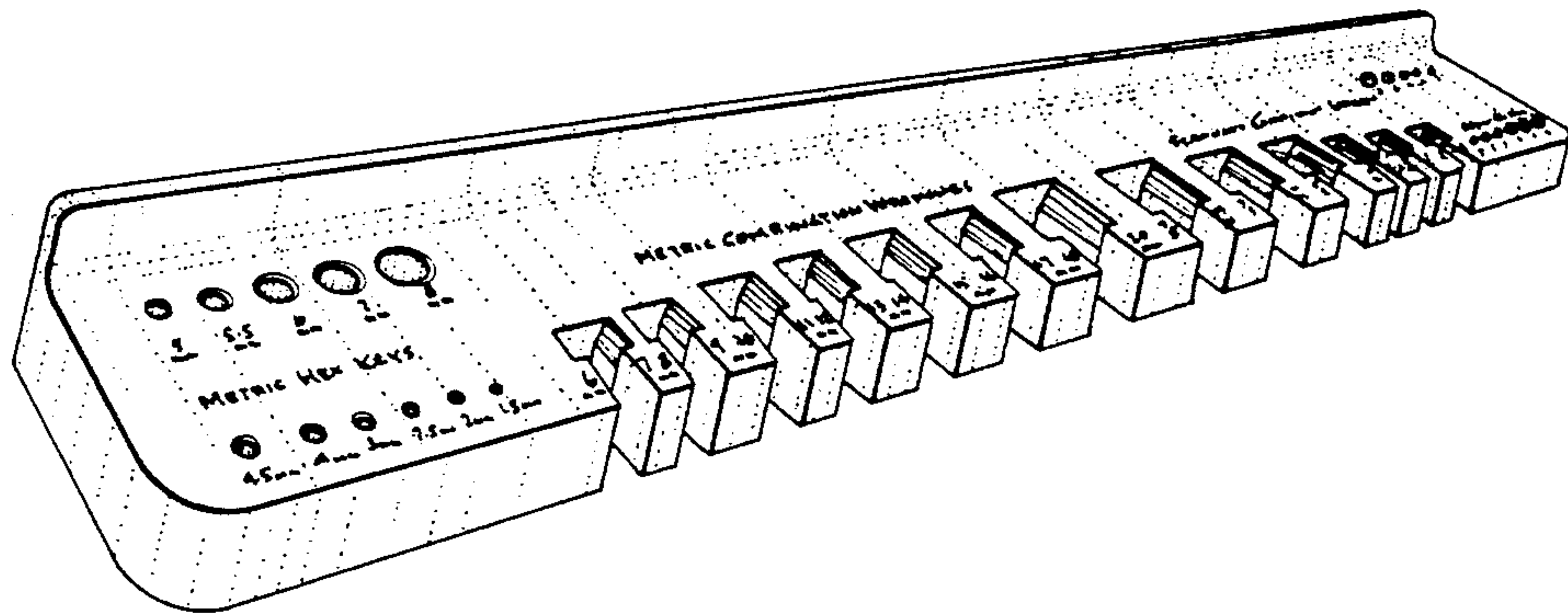
FIG. 6 is a right-hand side view thereof; and,

FIG. 7 is a left-hand side view thereof.

[56] References Cited

U.S. PATENT DOCUMENTS

D. 251,819	5/1979	Nuttall et al.	D6/569
D. 286,119	10/1986	Enquist	D6/552
D. 309,687	8/1990	Embree et al.	D6/553
D. 310,762	9/1990	Embree et al.	D6/569
D. 323,245	1/1992	Hobson	D6/553 X
2,974,804	3/1961	Maro	211/70.6



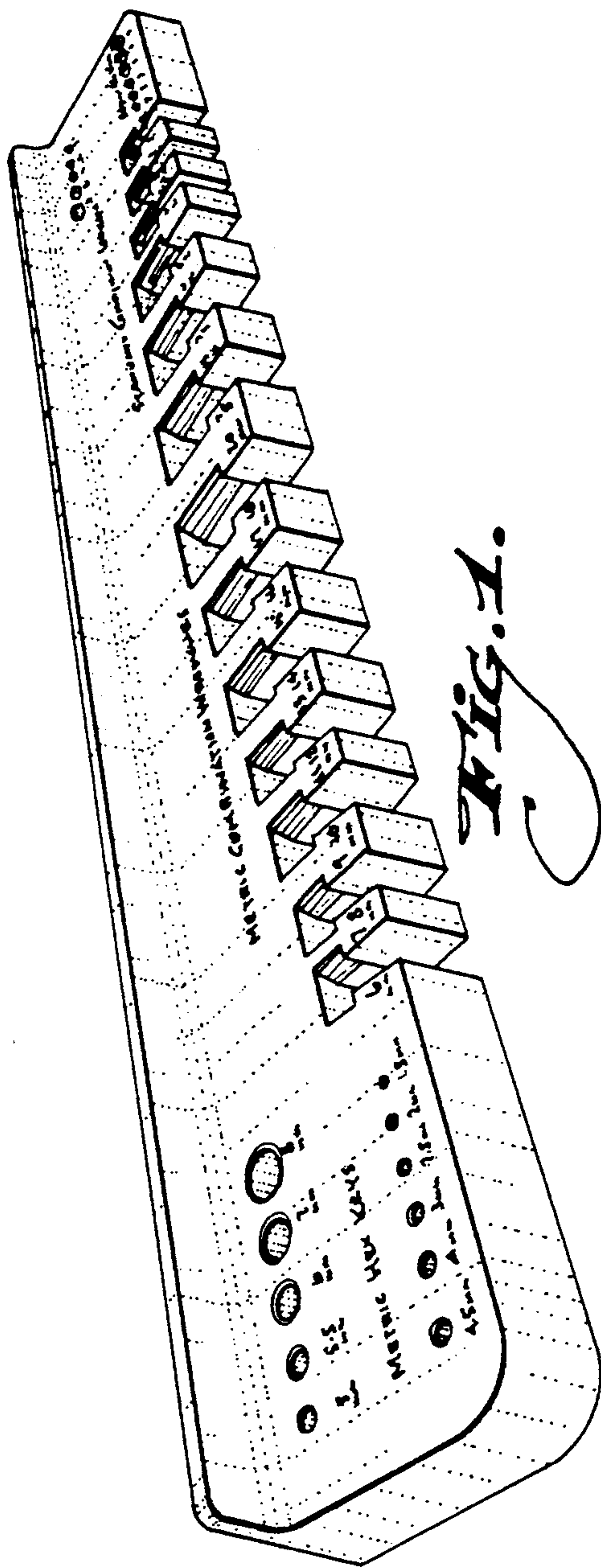


FIG. 1.

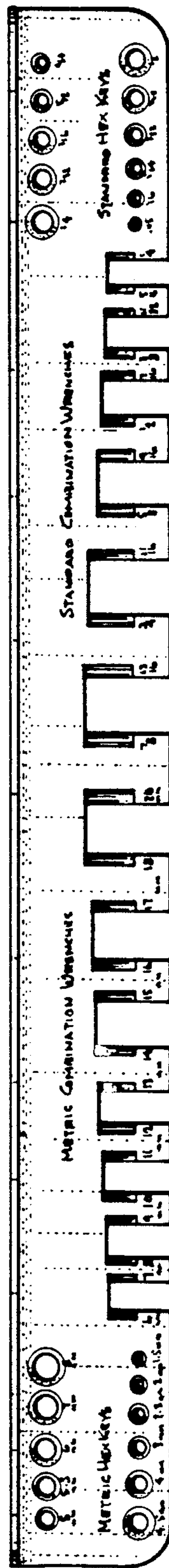


FIG. 2.



FIG. 3.

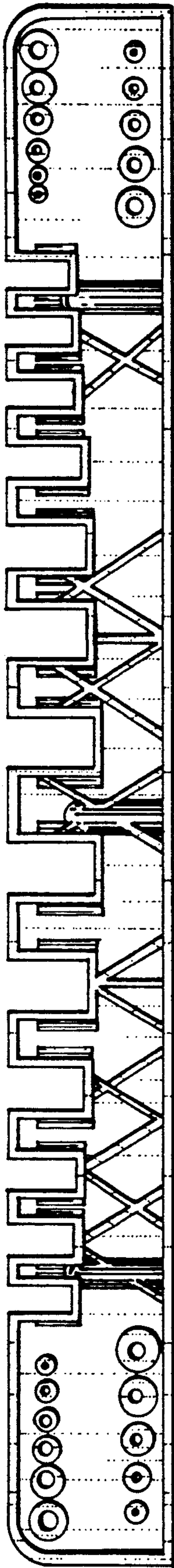


Fig. 4.



Fig. 5.



Fig. 6.



Fig. 7.