



US00D340601S

# United States Patent [19]

[11] Patent Number: Des. 340,601

Grosfillex

[45] Date of Patent: \*\* Oct. 26, 1993

[54] CHAIR BACK

[75] Inventor: Raymond Grosfillex, Oyonnax, France

[73] Assignee: Grosfillex Sarl, Oyonnax, France

[\*\*] Term: 14 Years

[21] Appl. No.: 781,950

[22] Filed: Oct. 24, 1991

[30] Foreign Application Priority Data

Apr. 25, 1991 [IE] Ireland ..... DM/019496  
[52] U.S. Cl. .... D6/502  
[58] Field of Search ..... D6/500-502,  
D6/370, 334, 374, 375, 379, 380; 297/219, 452

[56] References Cited

U.S. PATENT DOCUMENTS

D. 94,089 12/1934 Lucas ..... D6/502  
D. 272,303 1/1984 Deconinck ..... D6/380  
D. 292,046 9/1987 Walker ..... D6/370  
D. 303,591 9/1989 Grosfillex ..... D6/370

D. 303,736 10/1989 Grosfillex ..... D6/370 X  
D. 304,001 10/1989 Grosfillex ..... D6/379  
D. 305,081 12/1989 Grosfillex ..... D6/361  
D. 317,088 5/1991 Grosfillex ..... D6/379  
D. 323,249 1/1992 Schwartz ..... D6/374 X  
D. 328,679 8/1992 Grosfillex ..... D6/500 X  
D. 331,518 12/1992 Grosfillex ..... D6/379 X  
D. 334,097 3/1993 Grosfillex ..... D6/370

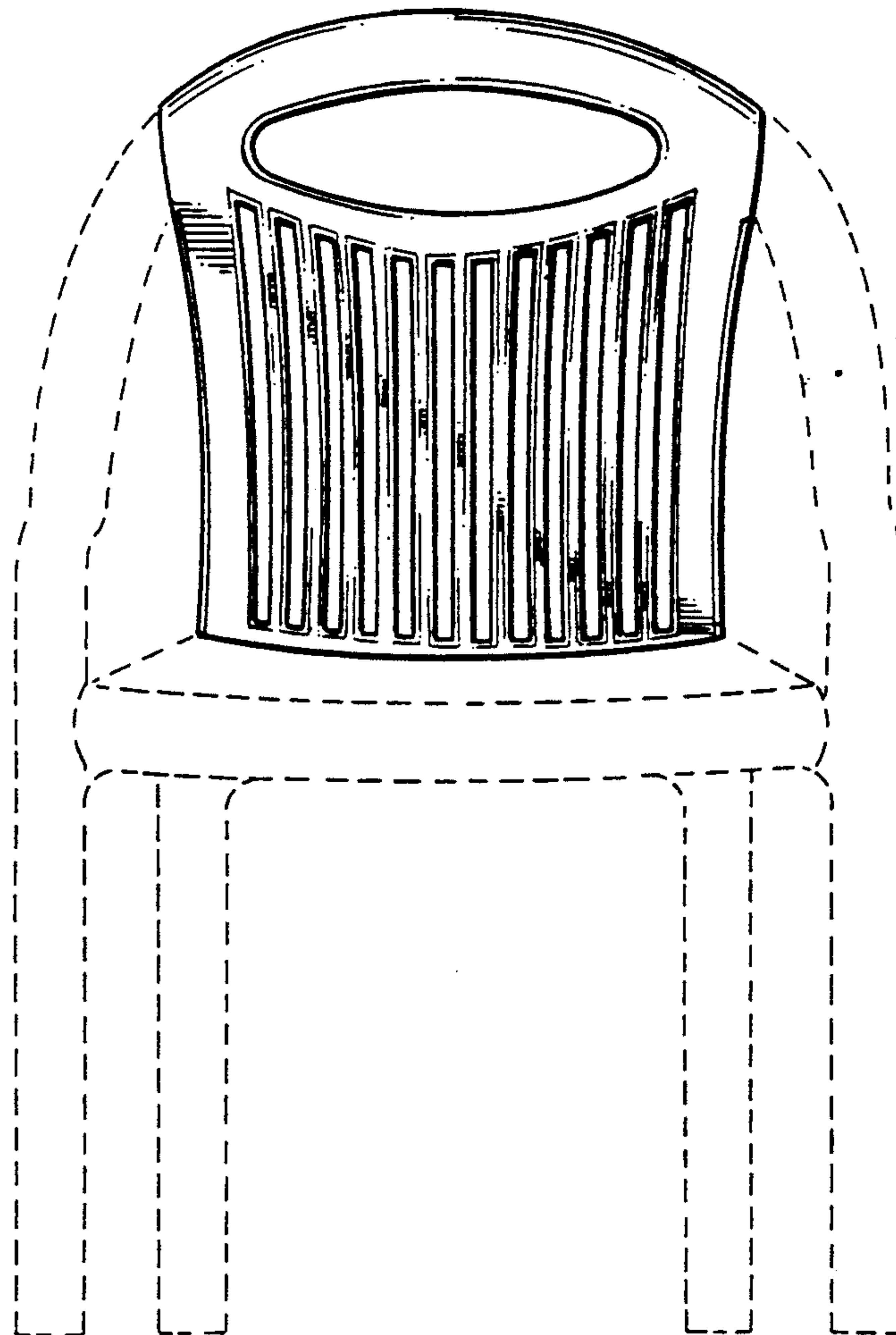
Primary Examiner—Nelson C. Holtje  
Assistant Examiner—J. E. Seeger  
Attorney, Agent, or Firm—Dowell & Dowell

[57] CLAIM

The ornamental design for a chair back, as shown and described.

DESCRIPTION

FIG. 1 is a front elevational view of a chair back, showing my new design, the broken lines are for environmental purposes only and form no part of the claimed design;  
FIG. 2 is a rear elevational view thereof; and,  
FIG. 3 is a right side view thereof, a view taken from the left side being a mirror image thereof.



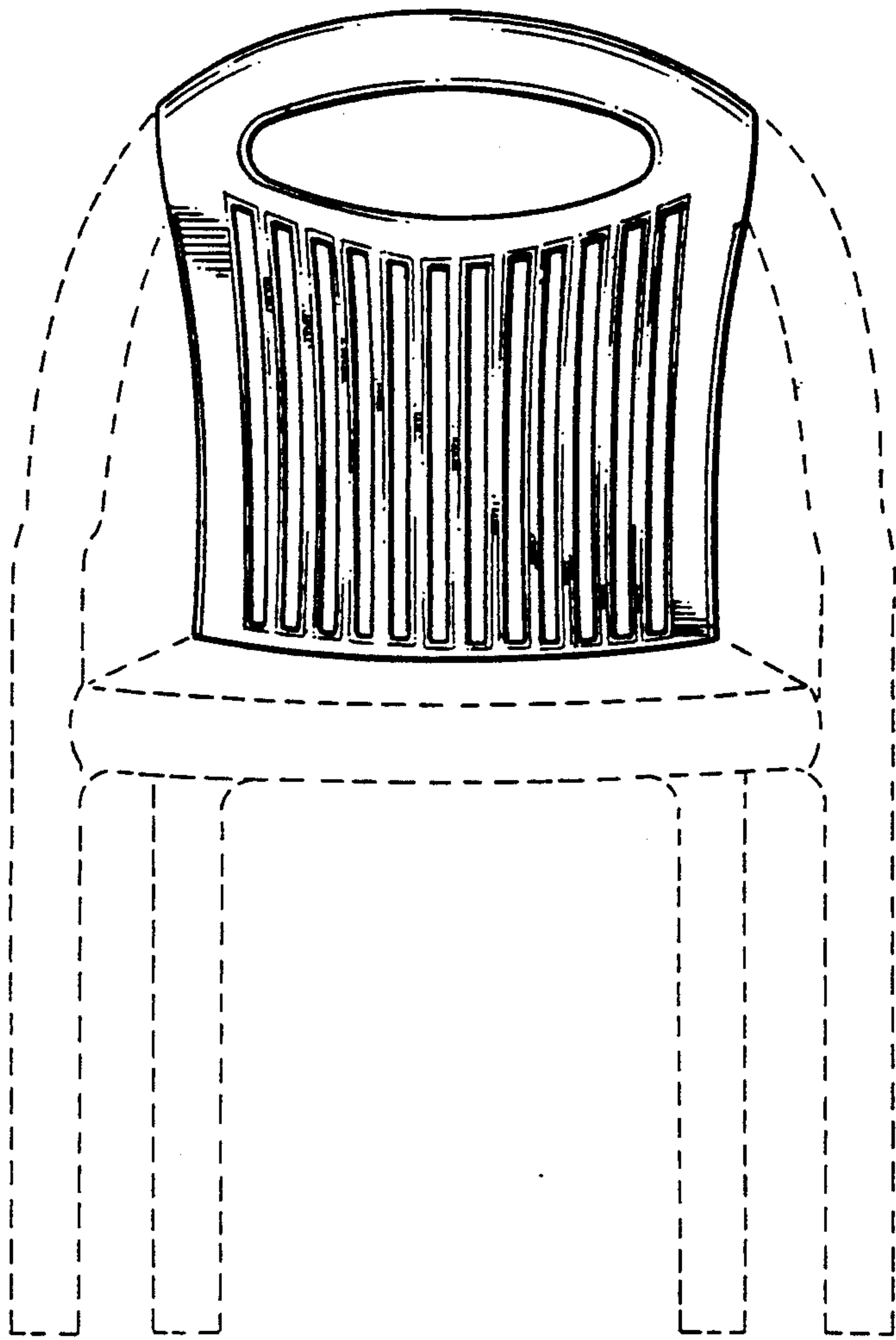


FIG. 1

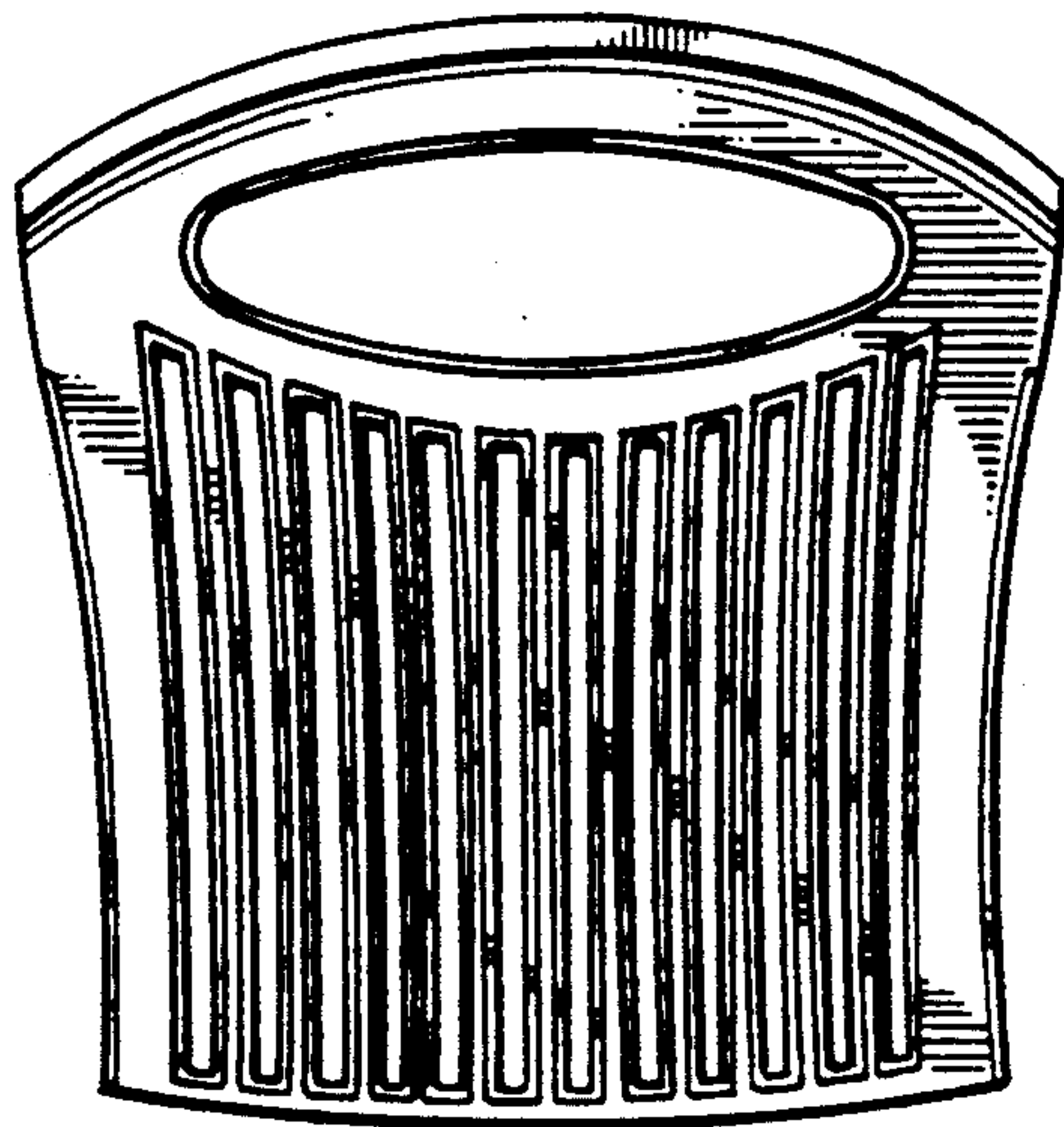


FIG. 2



FIG. 3