



US00D340597S

United States Patent [19]

[11] Patent Number: **Des. 340,597**

Klock

[45] Date of Patent: **** Oct. 26, 1993**

[54] **WRESTLING FIGURINE DISPLAY UNIT**

D. 464,723 12/1891 Pope 211/181 X
3,552,576 1/1971 Lahr 211/36
3,869,829 3/1975 Chiosso D6/468 X

[76] Inventor: **Jonathan B. Klock**, 8406 MacLaws Dr., Spotsylvania, Va. 22553

Primary Examiner—Alan P. Douglas
Assistant Examiner—Jeffrey Asch
Attorney, Agent, or Firm—Greene & Johnson

[**] Term: **14 Years**

[21] Appl. No.: **922,959**

[57] **CLAIM**

[22] Filed: **Jul. 31, 1992**

The ornamental design for a wrestling figurine display unit, as shown and described.

[52] U.S. Cl. **D6/478; D6/450**

[58] Field of Search **D6/477-479, D6/473, 474, 450, 449; D21/27, 189; 211/181.13, 186-188, 134; 108/108, 111, 52**


DESCRIPTION

[56] **References Cited**

U.S. PATENT DOCUMENTS

D. 226,158 1/1973 Bertanzetti D6/473 X
D. 267,296 12/1982 Mower et al. D6/450
D. 325,479 4/1992 Barfield D6/450

FIG. 1 is a front elevational view of a wrestling figurine display unit showing my new design;
FIG. 2 is a front, top and left side perspective view;
FIG. 3 is a right side and top perspective view;
FIG. 4 is a rear, top, and right side perspective view; and,
FIG. 5 is a left side and top perspective view thereof.



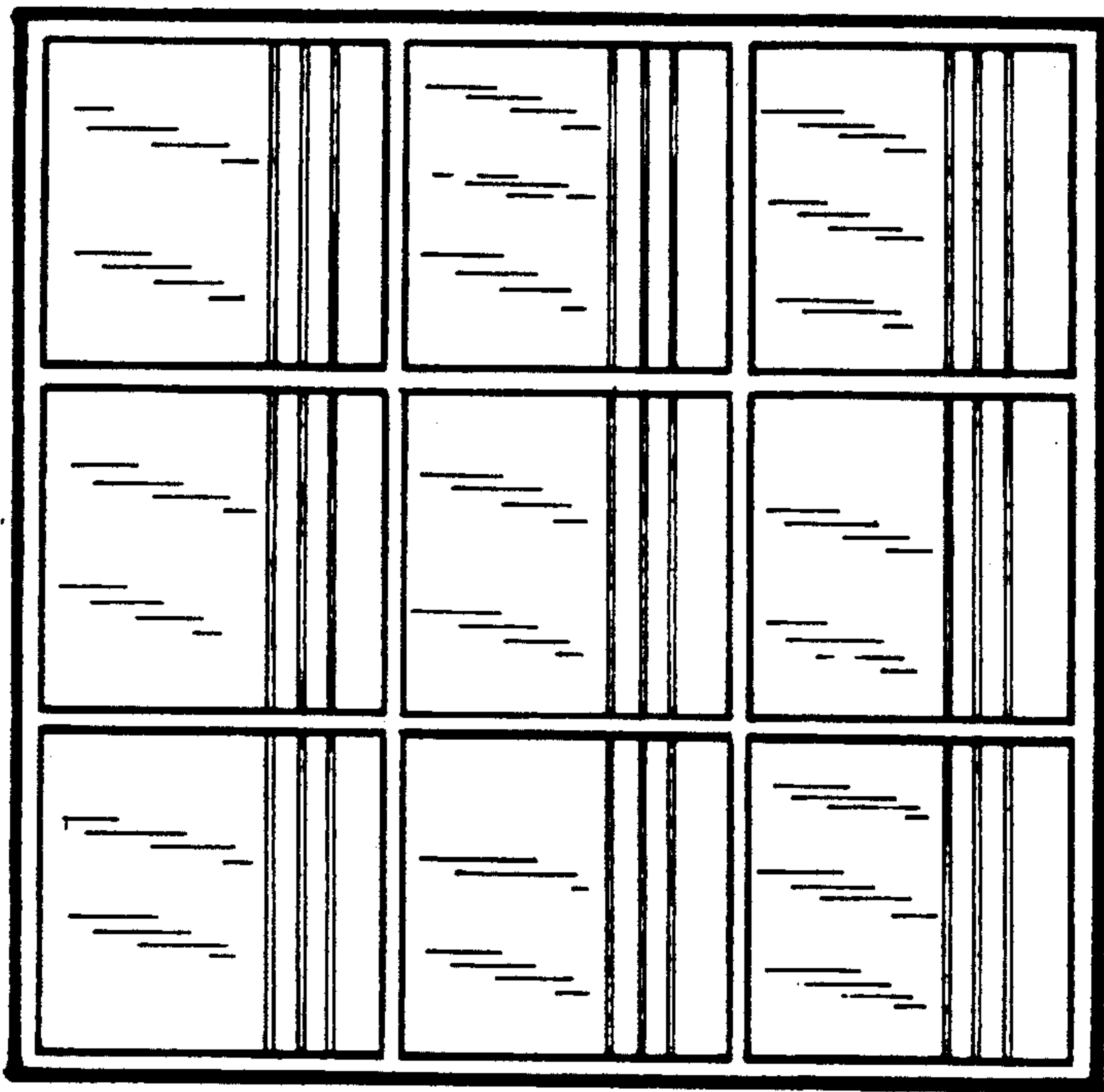


FIG. 1

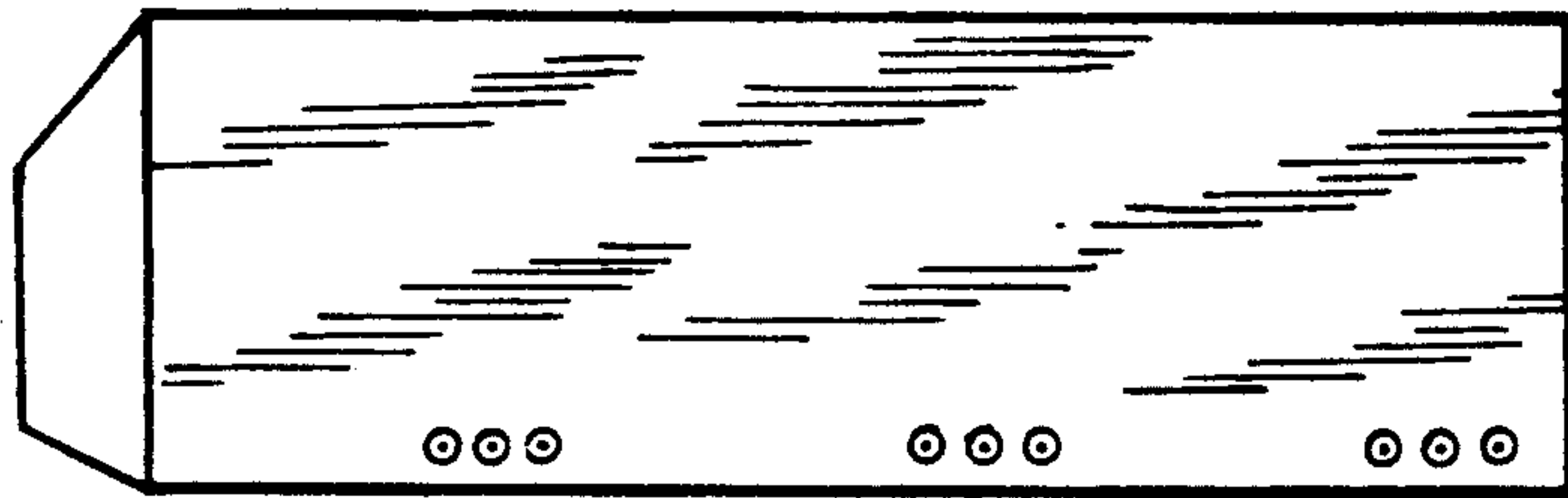


FIG. 3




FIG. 2

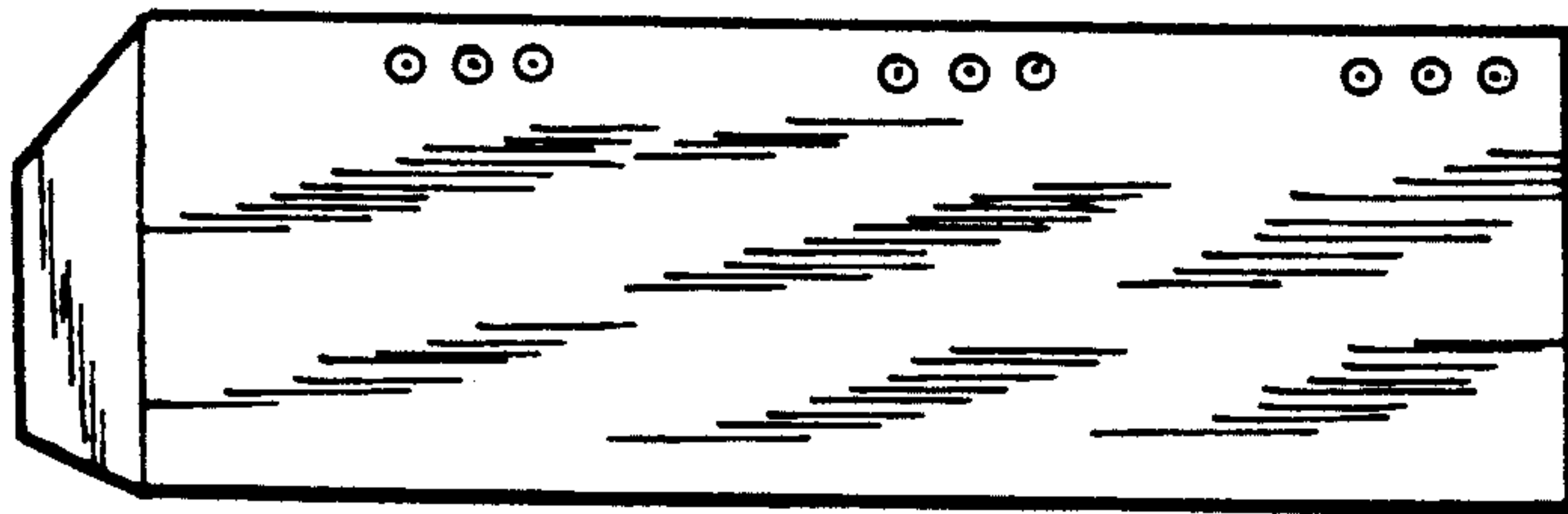


FIG. 5

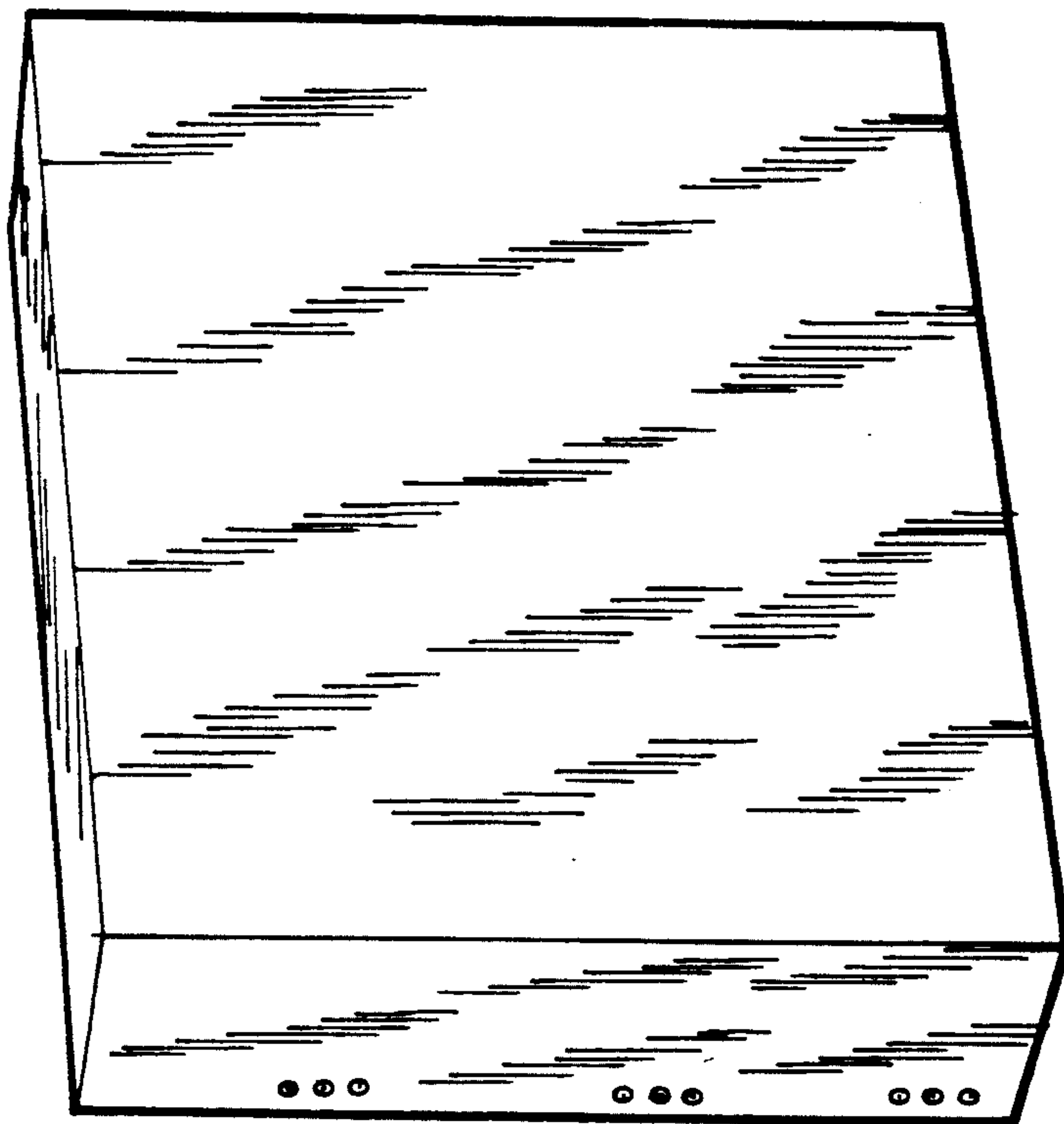


FIG. 4