



US00D340573S

United States Patent [19]

Badeau et al.

[11] Patent Number: Des. 340,573

[45] Date of Patent: ** Oct. 26, 1993

[54] BACKPACK FOR A FIRST-AID KIT

[75] Inventors: Francois J. Badeau, Laguna Niguel; William R. Brion, San Clemente, both of Calif.

[73] Assignee: Sunburst Products, Inc., Camarillo, Calif.

[**] Term: 14 Years

[21] Appl. No.: 615,002

[22] Filed: Nov. 15, 1990

[52] U.S. Cl. D3/32

[58] Field of Search D3/32, 106; D24/224, D24/223; 224/215, 224, 151, 156; 2/85, 92, 93, 94

[56] References Cited

U.S. PATENT DOCUMENTS

D. 278,386	4/1985	Share	D3/106
D. 323,744	2/1992	Casale	D3/100
1,340,077	5/1920	Orr	224/224
2,324,194	7/1943	Campiglia	224/215
2,375,655	5/1945	Irvin	224/151
4,322,024	3/1982	Kelly	224/224
4,545,414	10/1985	Baum	224/224
4,555,812	12/1985	Skers	2/94
4,884,731	12/1989	Sibley	224/215
4,940,173	7/1990	Jacober	224/151
5,025,965	6/1991	Smith	224/151

FOREIGN PATENT DOCUMENTS

0099135 1/1925 Austria 224/156

OTHER PUBLICATIONS

Free Style USA 1990 catalog, p. 29.

Primary Examiner—A. Hugo Word

Assistant Examiner—Celia A. Murphy

Attorney, Agent, or Firm—Jeffrey G. Sheldon

[57] CLAIM

The ornamental design for a backpack for a first-aid kit, as shown and described.

DESCRIPTION

FIG. 1 is a front elevational view of a backpack for a first-aid kit showing our new design in use, the broken lines showing a human form being for illustrative purposes only and forming no part of the claimed design; FIG. 2 is an enlarged front elevational view of the backpack for a first-aid kit;

FIG. 3 is a left side elevational view of FIG. 2;

FIG. 4 is a right side elevational view of FIG. 2;

FIG. 5 is a top plan view of FIG. 2;

FIG. 6 is a bottom plan view of FIG. 2;

FIG. 7 is a rear elevational view of FIG. 2;

FIG. 8 is a front perspective view of FIG. 2; and,

FIG. 9 is a rear perspective view of FIG. 2.

The broken lines shown on the claimed article and continuing throughout the views is understood to represent conventional stitching.



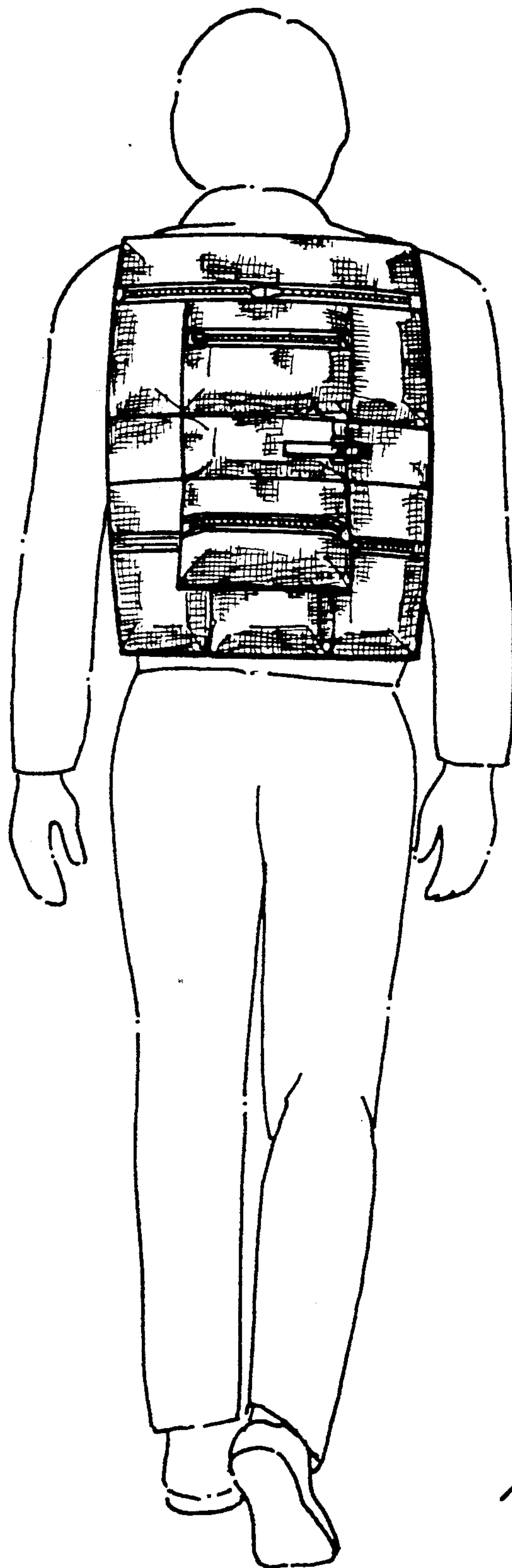


FIG. 1




FIG. 2.

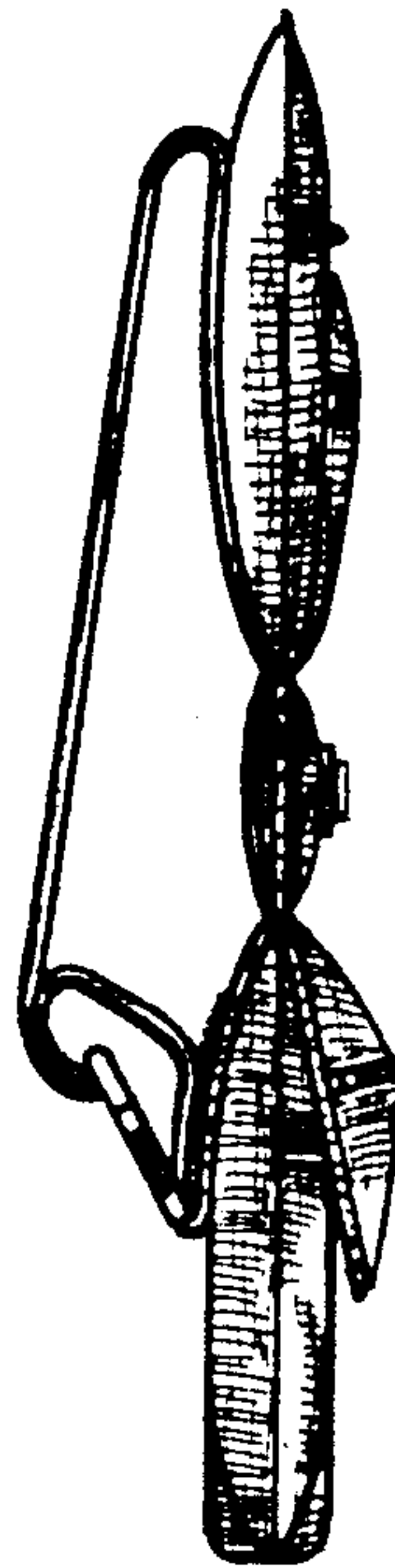


FIG. 3.

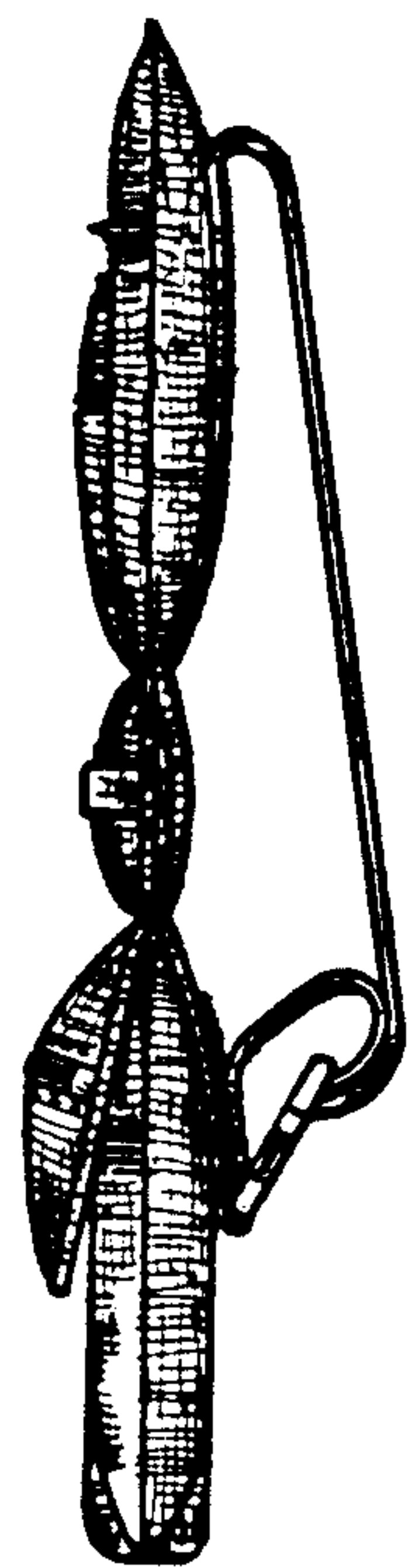


FIG. 4.




FIG. 5.




FIG. 6.




FIG. 1.



FIG. 8.



FIG. 9.