



US00D340572S

United States Patent [19]

[11] Patent Number: **Des. 340,572**

Richard et al.

[45] Date of Patent: **** Oct. 26, 1993**

[54] **GLOVE**

[75] Inventors: **Christopher L. Richard**, Elk Grove Village; **Gary J. Moss**, Oak Park, both of Ill.

[73] Assignee: **Marmon Holdings, Inc.**, Chicago, Ill.

[**] Term: **14 Years**

[21] Appl. No.: **818,984**

[22] Filed: **Jan. 10, 1992**

[52] U.S. Cl. **D2/610**

[58] Field of Search **D2/610, 618, 619, 621, D2/623, 620; 15/227; 51/391; 2/159, 169, 160, 161 R, 161 A**

3,636,568 1/1972 Stoner 2/161 R
 3,885,249 5/1975 DeBrabander 2/161 R
 4,454,611 6/1984 Tschirch et al. 2/161 R
 4,471,538 9/1984 Pomeranz et al. 2/159 X R

Primary Examiner—Bernard Ansher
Assistant Examiner—Pavia A. Mortimer
Attorney, Agent, or Firm—James M. Wetzel; Jon Carl Gealow

[57] CLAIM

The ornamental design for a glove, as shown and described.

DESCRIPTION

FIG. 1 is a top plan view of a glove showing our new design, the bottom plan view is a mirror image;
 FIG. 2 is a front elevational view of the glove shown in FIG. 1;
 FIG. 3 is a left elevational view of the glove shown in FIG. 1;
 FIG. 4 is a right elevational view of the glove shown in FIG. 1; and,
 FIG. 5 is a rear elevational view of the glove shown in FIG. 1.

[56] References Cited

U.S. PATENT DOCUMENTS

D. 318,755 8/1991 Brinker D2/623
 1,664,542 4/1928 Douglass 2/161 R
 2,040,137 5/1936 Jensen 2/161 R
 2,167,226 7/1939 Wells et al. 2/159
 2,657,391 11/1953 Crandon 2/161 R
 3,404,409 10/1968 Tillotson et al. 2/161 R

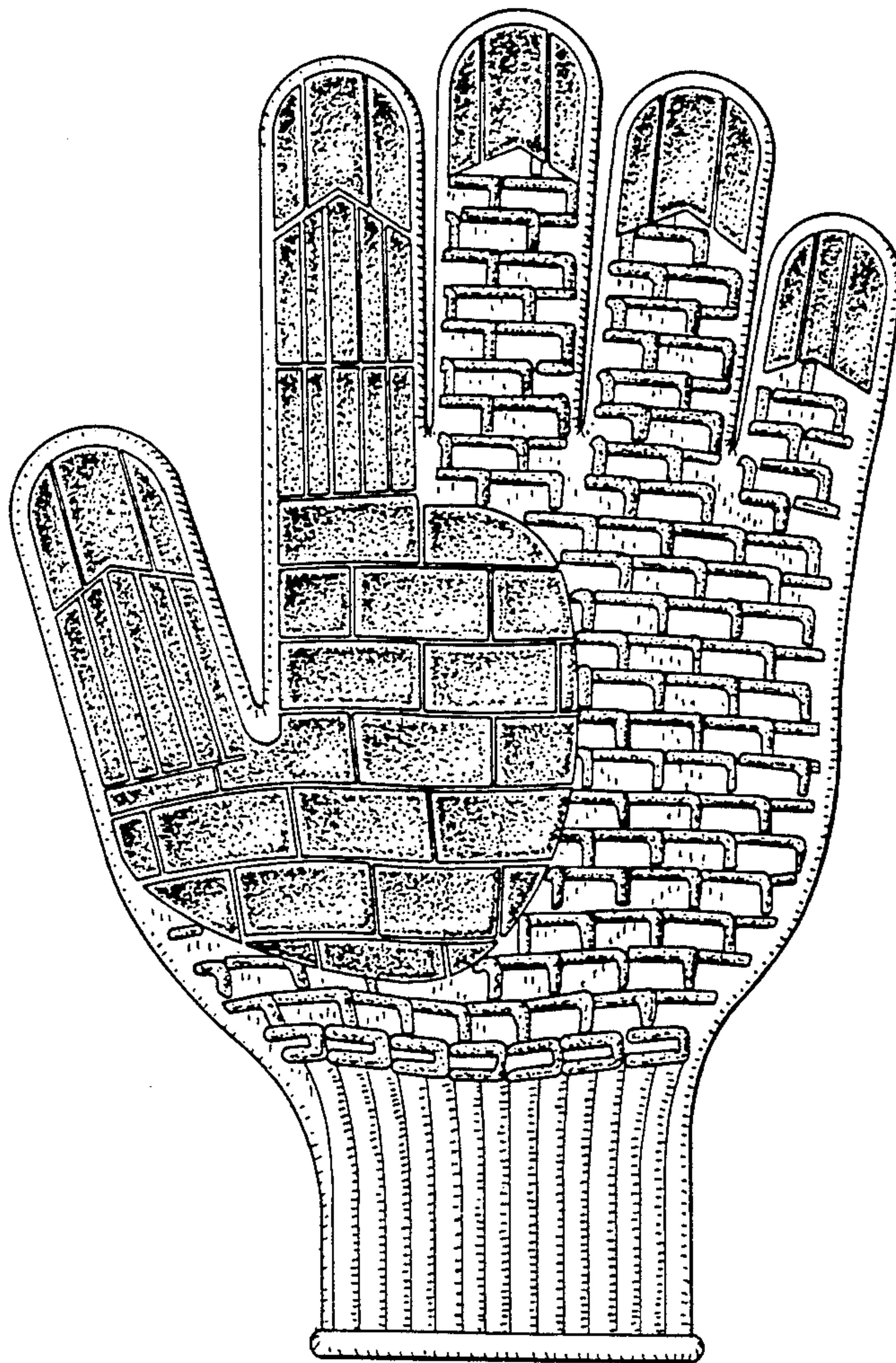


Fig. 2

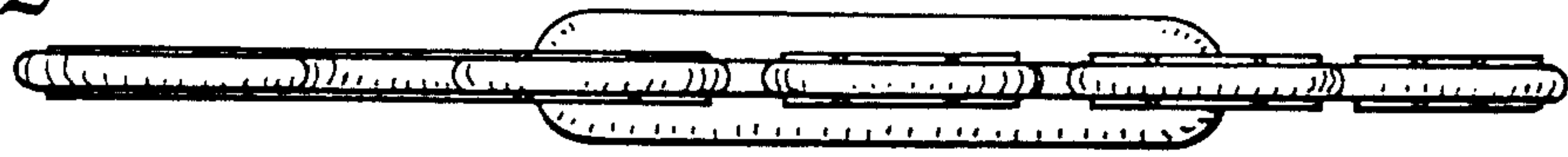


Fig. 1

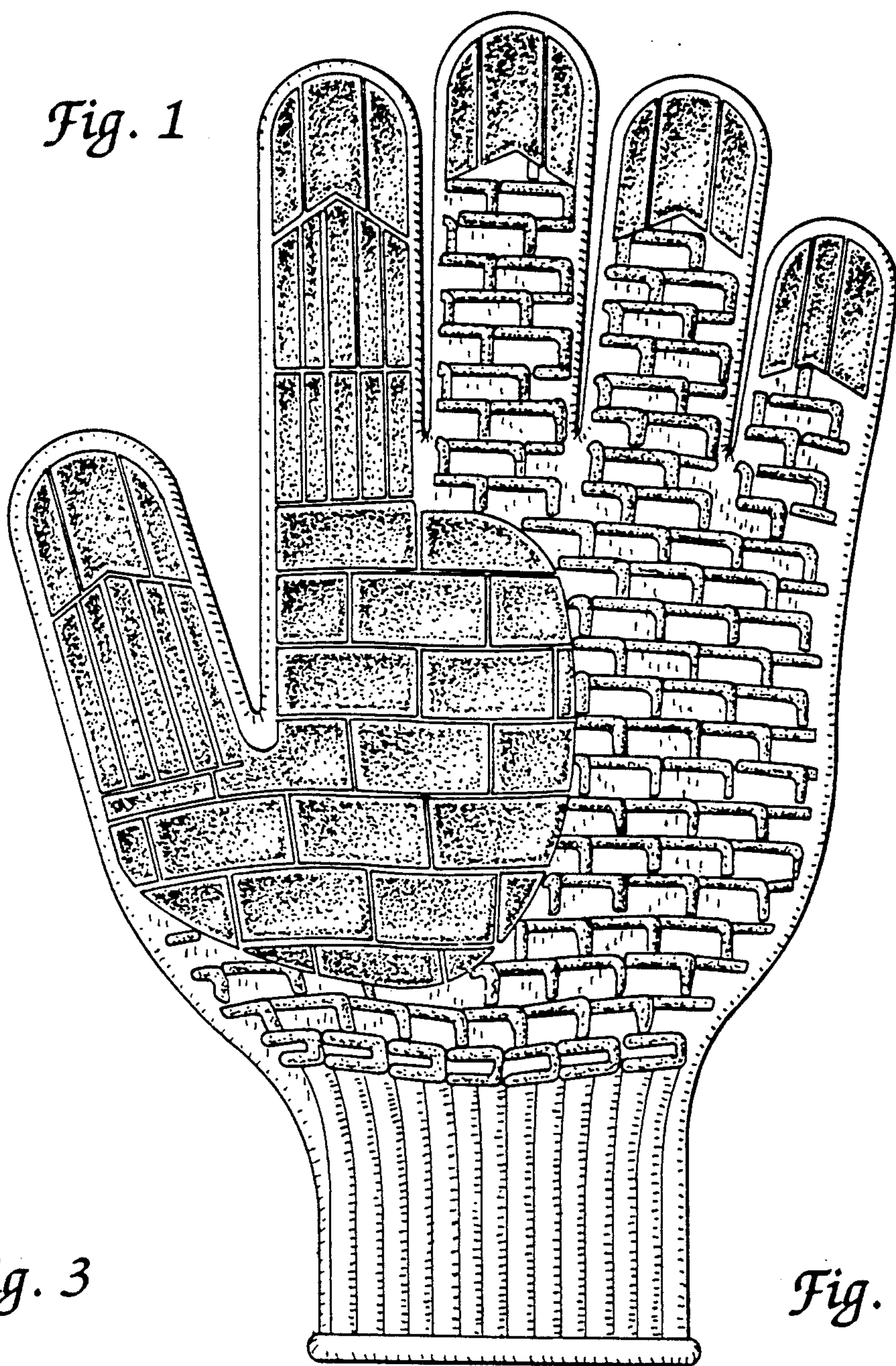


Fig. 3



Fig. 4



Fig. 5

