



US00D340571S

# United States Patent [19]

[11] Patent Number: **Des. 340,571**

Novy

[45] Date of Patent: **\*\* Oct. 26, 1993**

[54] TREAD SURFACE AND PERIPHERY OF A FOOTWEAR UNIT SOLE

D. 289,943	5/1987	Liebscher et al.	.....	D2/320
D. 305,278	1/1990	Kiyosawa	.....	D2/320
D. 307,510	5/1990	Issler	.....	D2/320
D. 325,668	4/1992	Bianchini et al.	.....	D2/320

[75] Inventor: **James R. Novy**, Framingham, Mass.

*Primary Examiner*—Louis S. Zarfaz  
*Attorney, Agent, or Firm*—Samuels, Gauthier & Stevens

[73] Assignee: **Quabaug Corporation**, North Brookfield, Mass.

[\*\*] Term: **14 Years**

### [57] CLAIM

[21] Appl. No.: **875,119**

The ornamental design for a tread surface and periphery of a footwear unit sole, as shown and described.

[22] Filed: **Apr. 28, 1992**

### DESCRIPTION

[52] U.S. Cl. .... **D2/320**

[58] Field of Search ..... **D2/264, 265, 274, 311, D2/317-323; 36/25 R, 28, 29, 32 R, 59 R, 59 C, 83, 84, 89, 100-107, 112-114, 132, 136**

FIG. 1 is a bottom plan view of a tread surface and periphery of a footwear unit sole showing my new design;

FIG. 2 is a left side elevational view;

FIG. 3 is a right side elevational view;

FIG. 4 is a front edge elevational view;

FIG. 5 is a rear edge elevational view; and,

FIG. 6 is an enlarged fragmentary cross-sectional view taken on line 6-6 of FIG. 1.

### [56] References Cited

#### U.S. PATENT DOCUMENTS

D. 146,504	3/1947	Kavenagh	.....	D2/320
D. 240,472	7/1976	Sironi	.....	D2/320

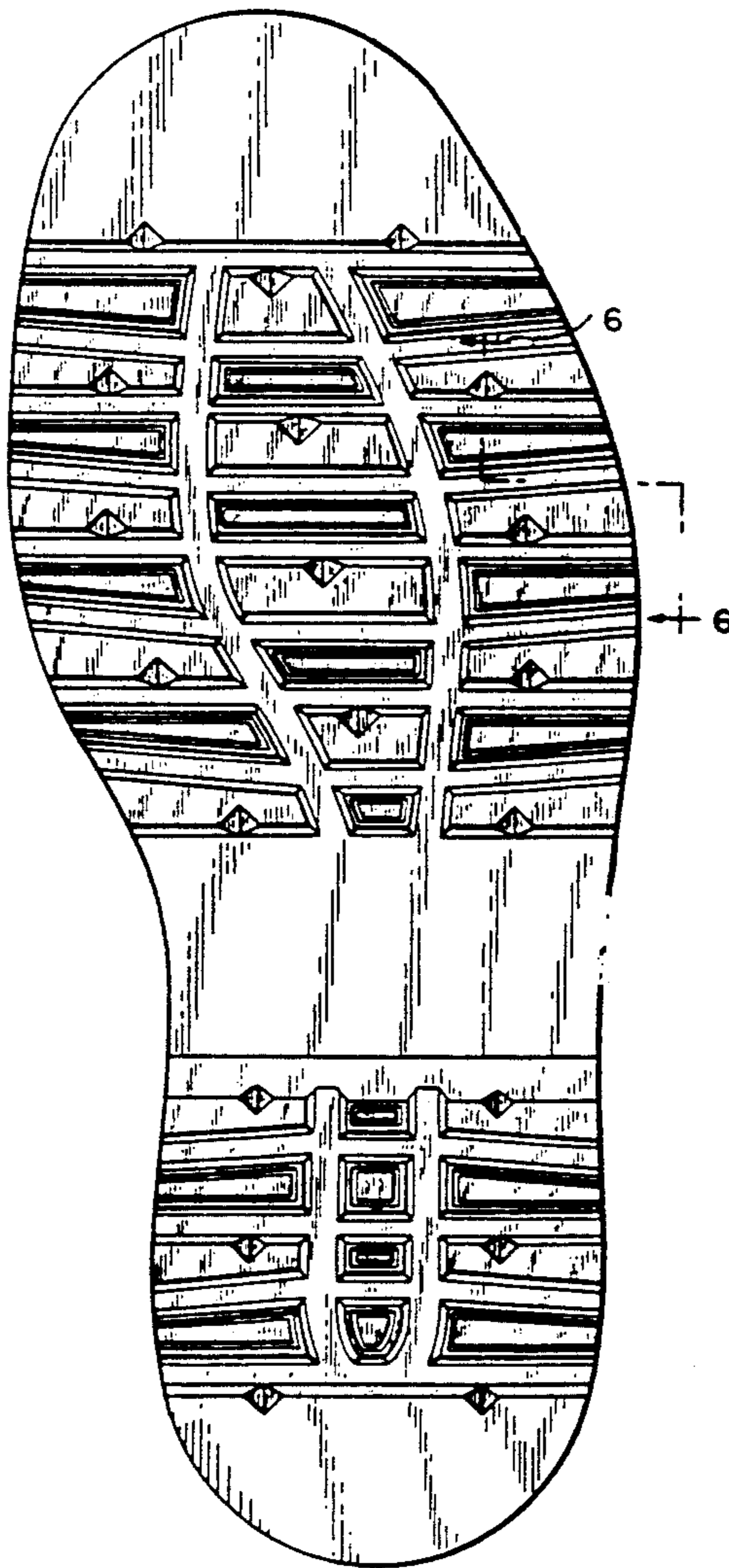




FIG. 4

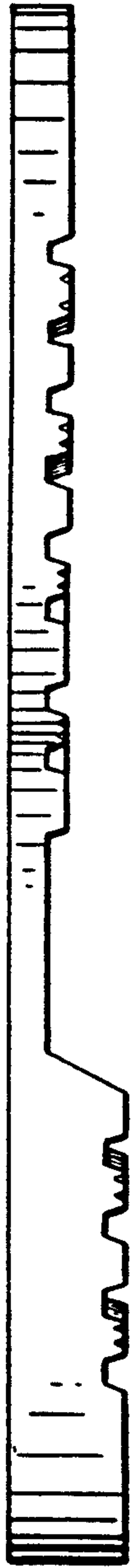


FIG. 2

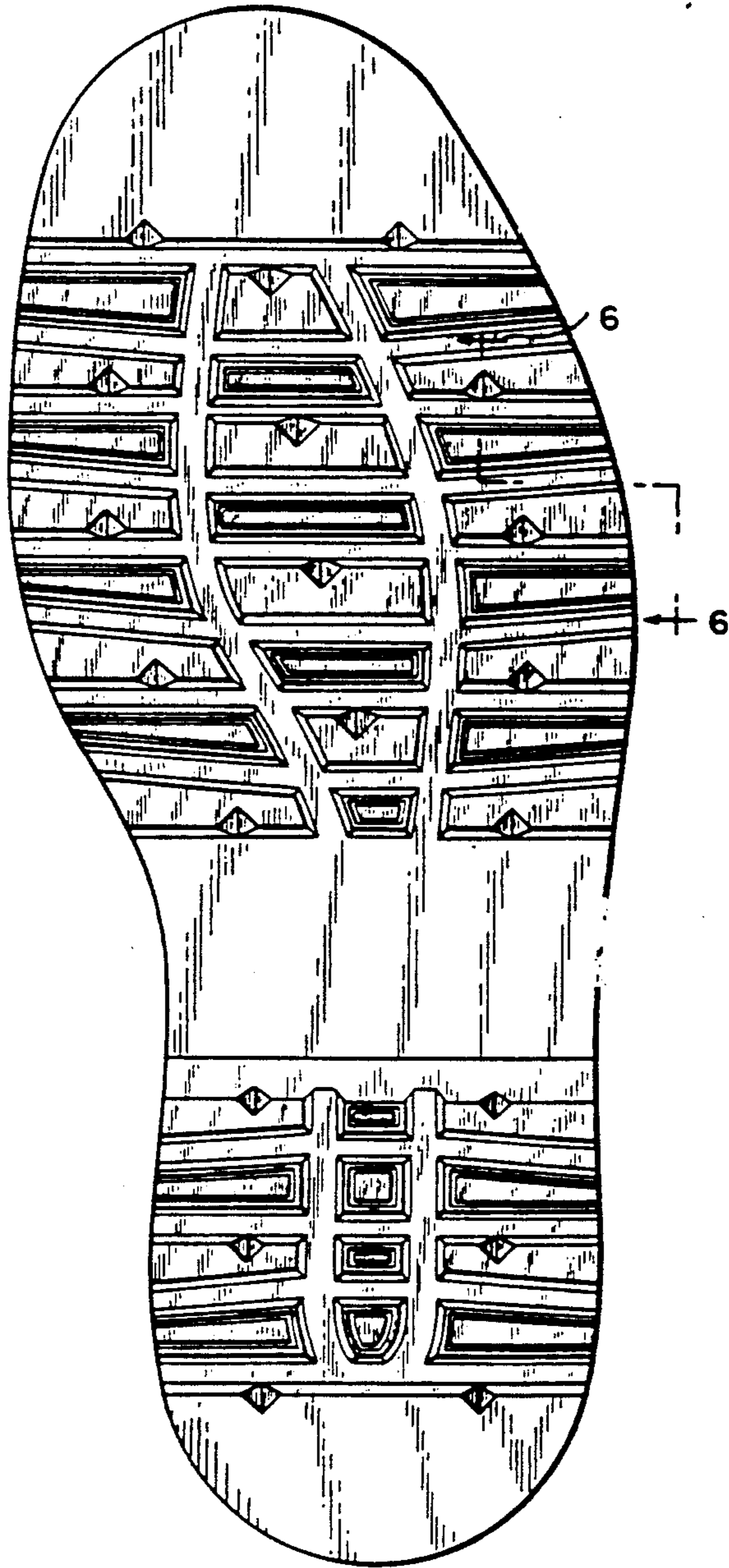


FIG. 1

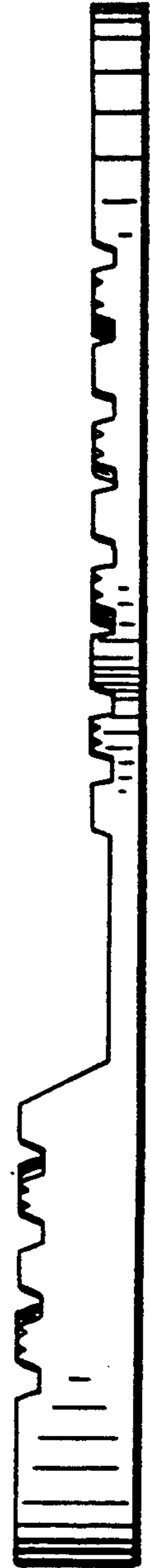


FIG. 3




FIG. 5

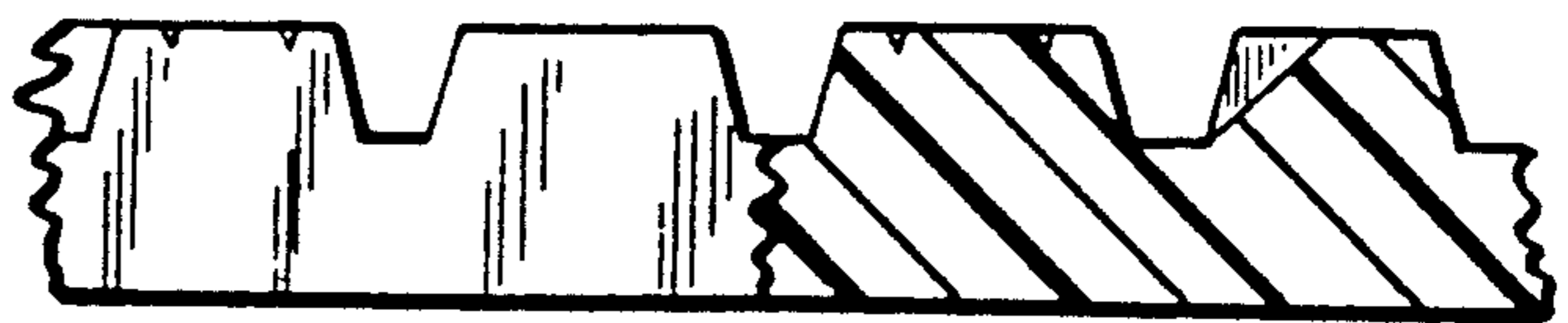


FIG. 6