



US00D340570S

# United States Patent [19] Gray

[11] Patent Number: **Des. 340,570**  
[45] Date of Patent: **\*\* Oct. 26, 1993**

[54] MAPLE LEAF SUN VISOR 5,129,103 7/1992 Gruneisen ..... 2/200 X

[76] Inventor: **Scott S. Gray**, 401 Alexandria Colony E., Columbus, Ohio 43215

[\*\*] Term: **14 Years**

[21] Appl. No.: **810,800**

[22] Filed: **Dec. 19, 1991**

[52] U.S. Cl. .... **D2/248**

[58] Field of Search ..... **D2/247, 244, 253, 514; 2/12, 197, 175, 209.1, 200, 195, 196**

### [56] References Cited

#### U.S. PATENT DOCUMENTS

D. 189,960	3/1961	Bissinger .....	D2/248
D. 234,236	2/1975	Miller .....	D2/247
1,665,750	4/1928	McKee et al. ....	D2/247
3,184,757	5/1965	Pennington .....	2/12 X
3,271,778	9/1966	Ferguson .....	2/197 X
4,246,659	1/1981	Lyons .....	2/197 X
4,747,164	5/1988	Foulke .....	2/175
5,010,590	4/1991	Haber et al. ....	2/12
5,054,123	10/1991	Helms .....	2/200 X

### OTHER PUBLICATIONS

Art Foliage 1924 Plate 31 #3 Maple Bottom Left (Copy Found in Design Library).

Dennison's Party Magazine Jan-Feb. 1928, Top Right (Copy Found in Design Library).

*Primary Examiner*—Bernard Ansher

*Assistant Examiner*—Paula Mortimer

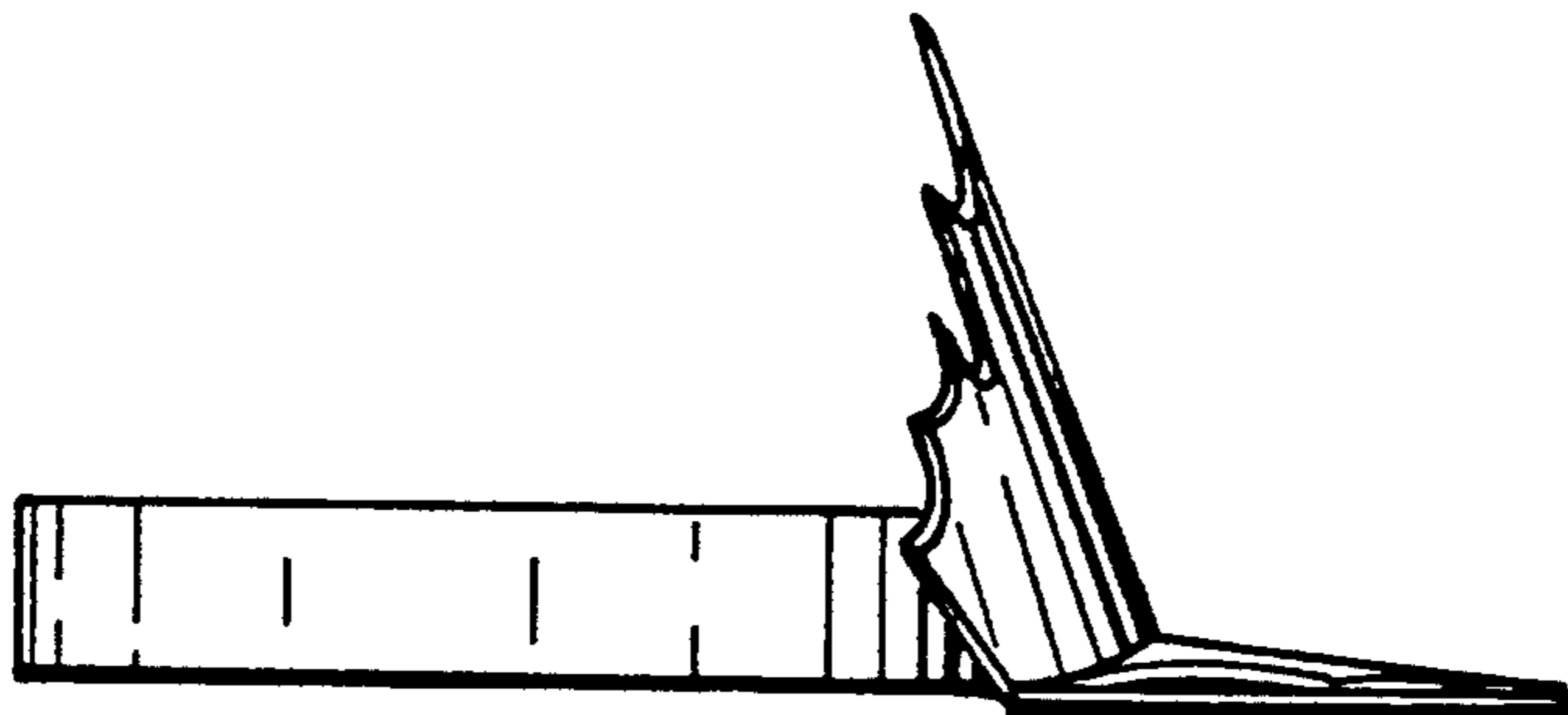

*Attorney, Agent, or Firm*—Sidney W. Millard

### [57] CLAIM

The ornamental design of a maple leaf sun visor, as shown and described.

### DESCRIPTION

FIG. 1 is a top plan view of a maple leaf sun visor showing my new design;  
FIG. 2 is a bottom plan view thereof;  
FIG. 3 is a front elevational view thereof;  
FIG. 4 is a rear elevational view thereof; and,  
FIG. 5 is a side elevation view thereof, the other side being a mirror image thereof.



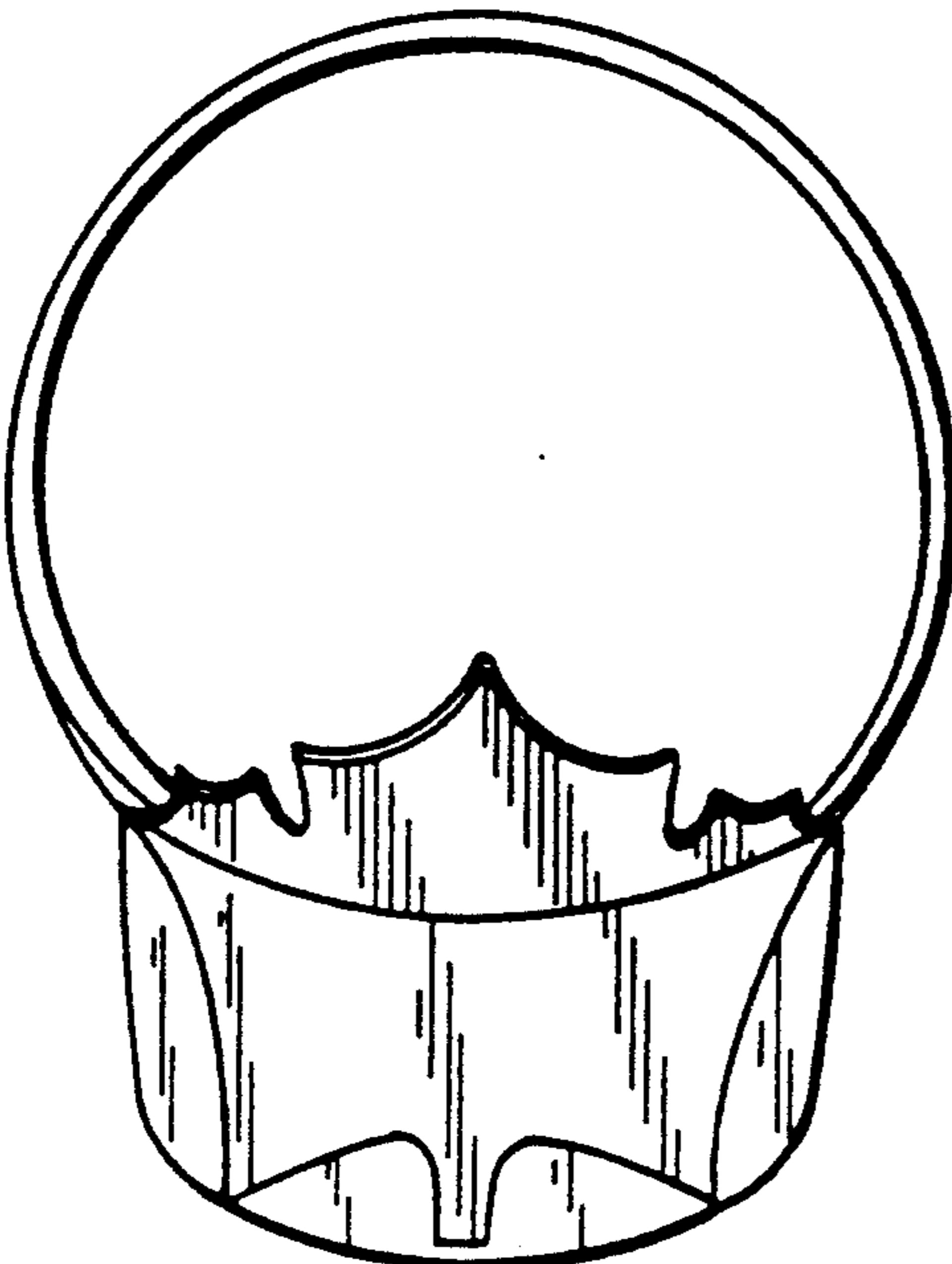


FIG. 1

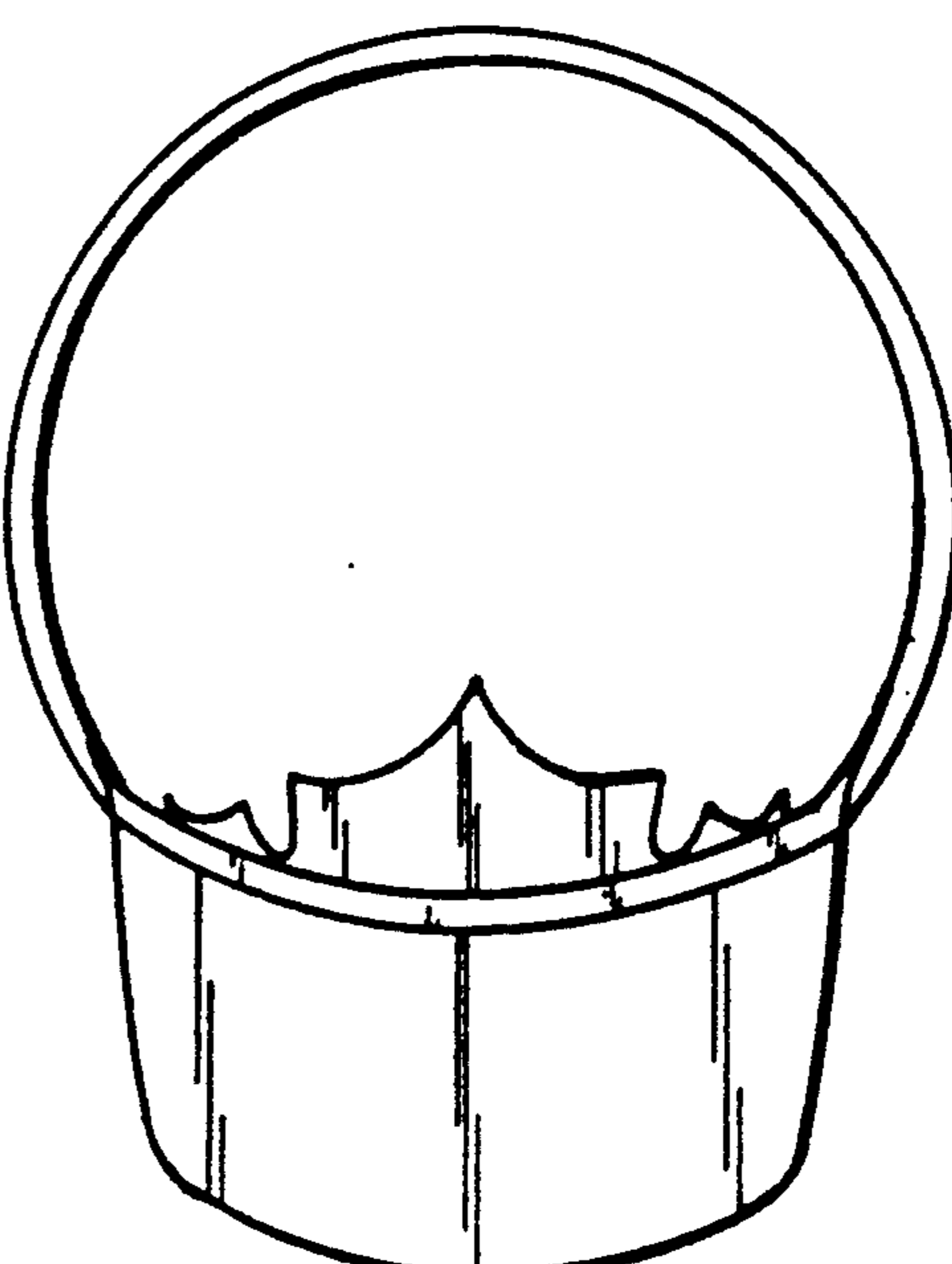


FIG. 2




FIG. 3




FIG. 4

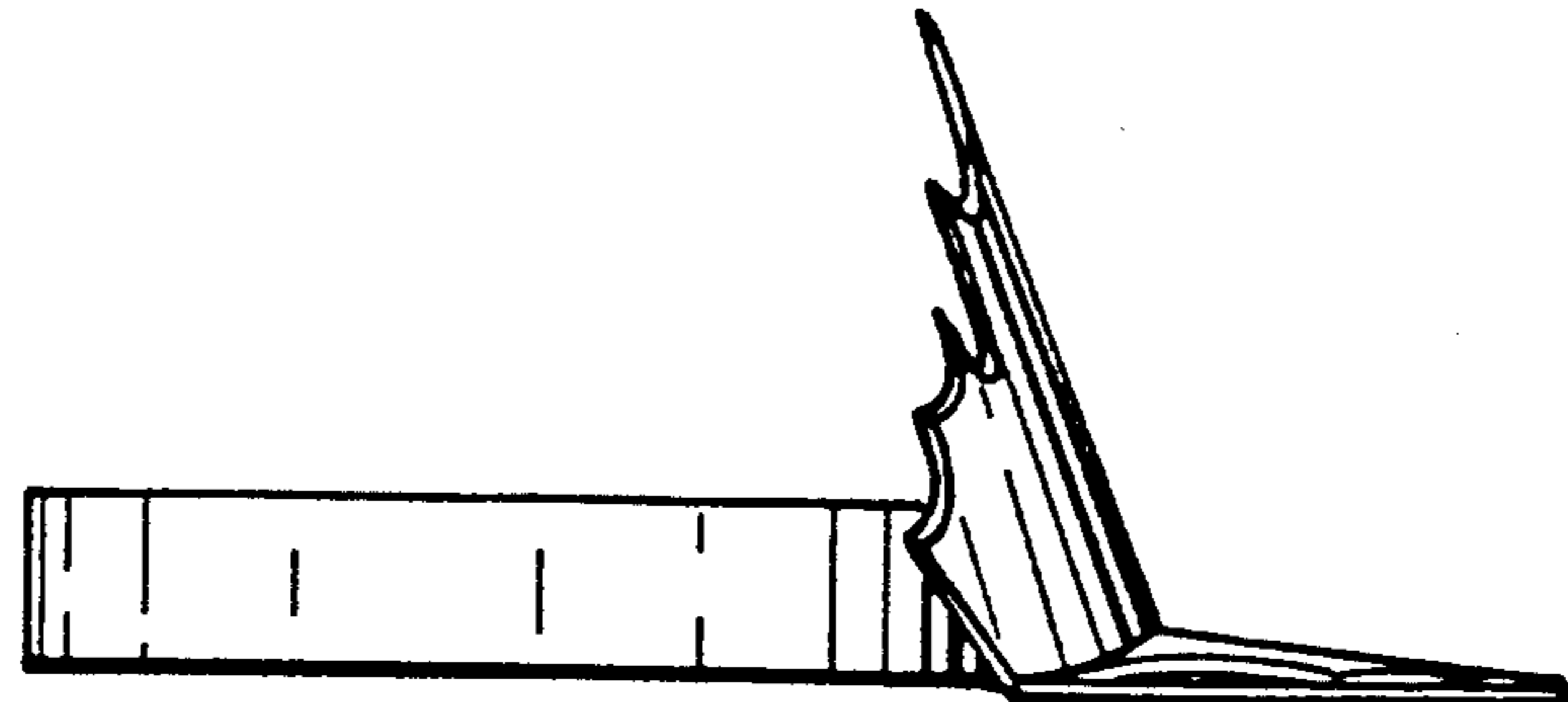


FIG. 5