



US00D340541S

United States Patent [19] Chen

[11] Patent Number: **Des. 340,541**
[45] Date of Patent: **** Oct. 19, 1993**

- [54] **COMPACT**
- [75] Inventor: **Shih-Ko Chen, Taipei, Taiwan**
- [73] Assignee: **Misasa Enterprise Ltd., Taipei, Taiwan**
- [**] Term: **14 Years**
- [21] Appl. No.: **795,621**
- [22] Filed: **Nov. 21, 1991**
- [52] U.S. Cl. **D28/83**
- [58] Field of Search **D28/77-84; D3/39, 78; D9/420, 423; 132/293-307, 312-318; 206/235, 581, 823, 265; 220/DIG. 26**

467100 10/1928 Fed. Rep. of Germany 206/265

OTHER PUBLICATIONS

"McCall's ", Dec. 1965, p. 10 upper right: #4 compact. Hong Kong Enterprise Oct. 1982, p. 384 lower left quadrant of page—compact indicated by arrow. Hong Kong Enterprise, May 1986 p. 83, left, compact indicated by arrow.

Primary Examiner—Bernard Ansher
Assistant Examiner—Tuttle C.
Attorney, Agent, or Firm—Bacon & Thomas

[56] References Cited

U.S. PATENT DOCUMENTS

- D. 130,273 11/1941 Jensen D9/423
- D. 273,427 4/1984 Barradas D3/39 X
- D. 320,096 9/1991 Canovas D28/83
- D. 329,328 9/1992 Stephens D28/78 X
- 2,025,971 12/1935 Callowhill 132/297
- 2,373,852 4/1945 Rappaport 132/301 X
- 2,642,202 6/1953 Cowan 132/301 X

FOREIGN PATENT DOCUMENTS

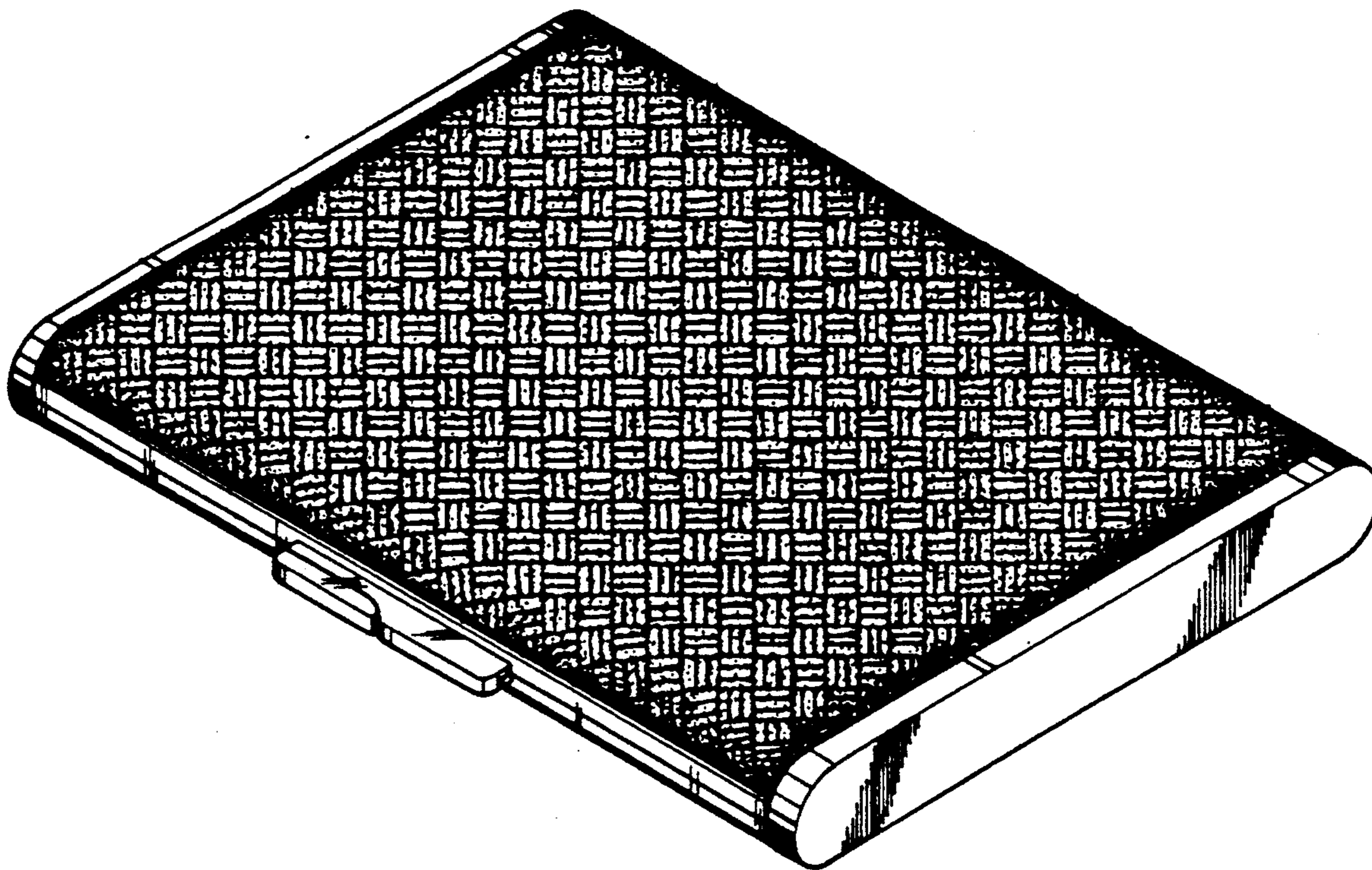
- 385584 12/1923 Fed. Rep. of Germany 206/265

[57] CLAIM

The ornamental design for a compact, as shown and described.

DESCRIPTION

FIG. 1 is a perspective view of a compact showing my new design;
FIG. 2 is a front elevational view thereof;
FIG. 3 is a rear elevational view thereof;
FIG. 4 is a side elevational view thereof;
FIG. 5 is an elevational view of the side opposite to FIG. 4;
FIG. 6 is a top plan view thereof; and,
FIG. 7 is a bottom plan view thereof.



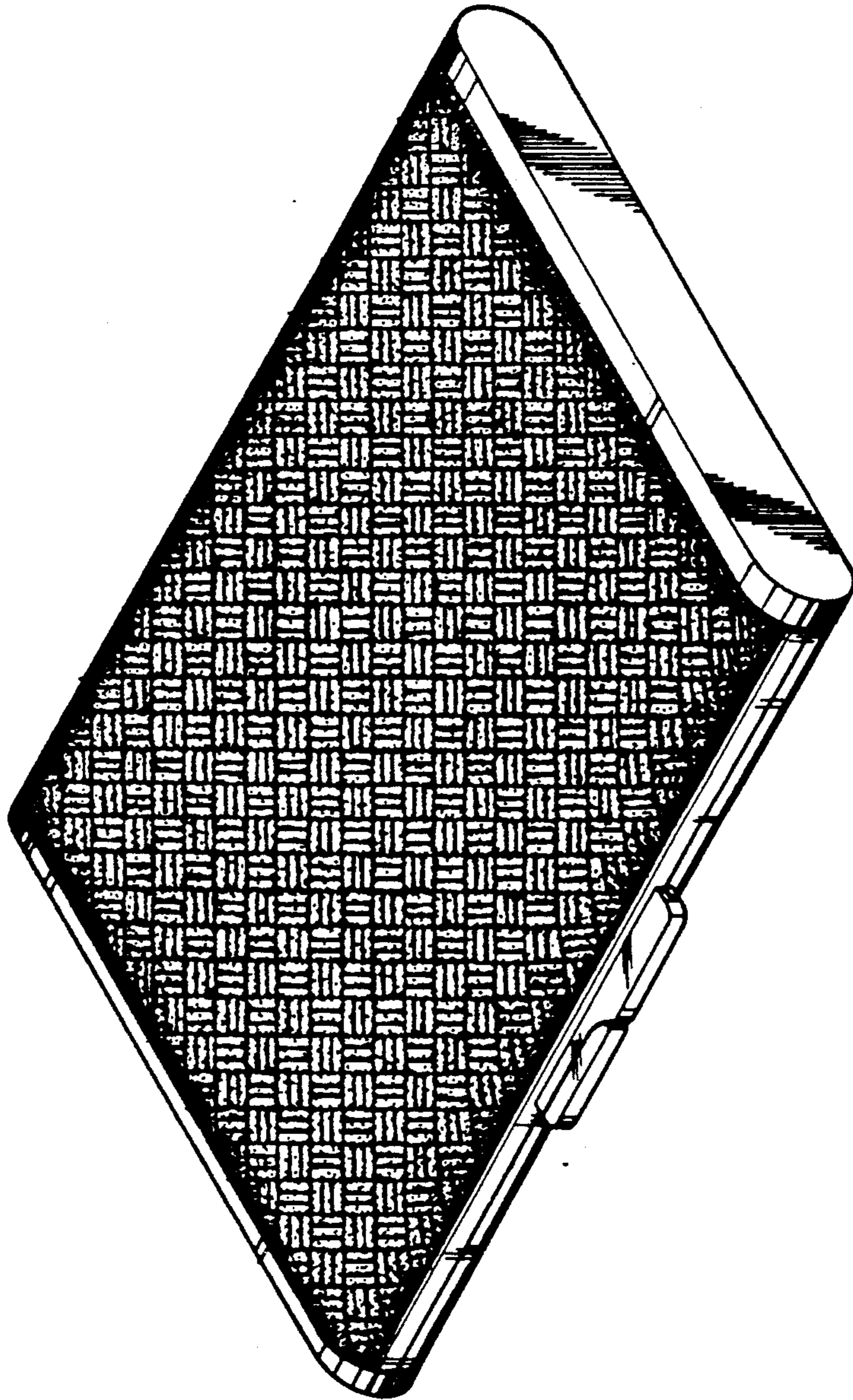


FIG 1




FIG 2

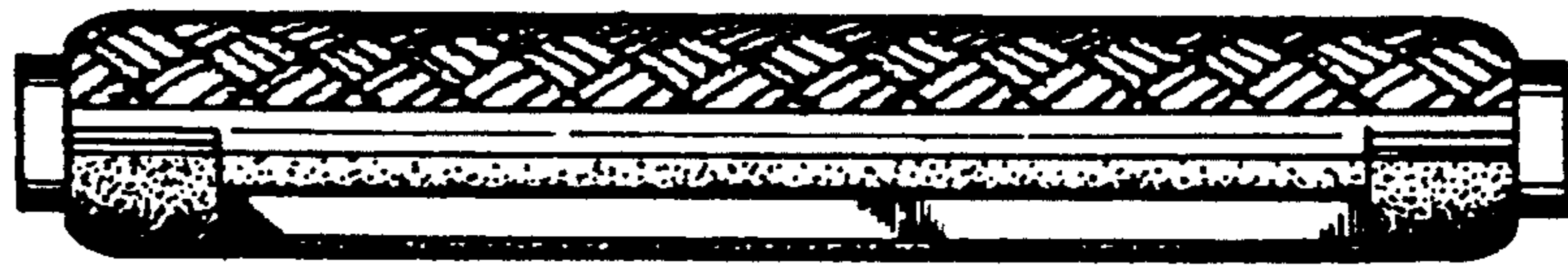


FIG 3



FIG 4

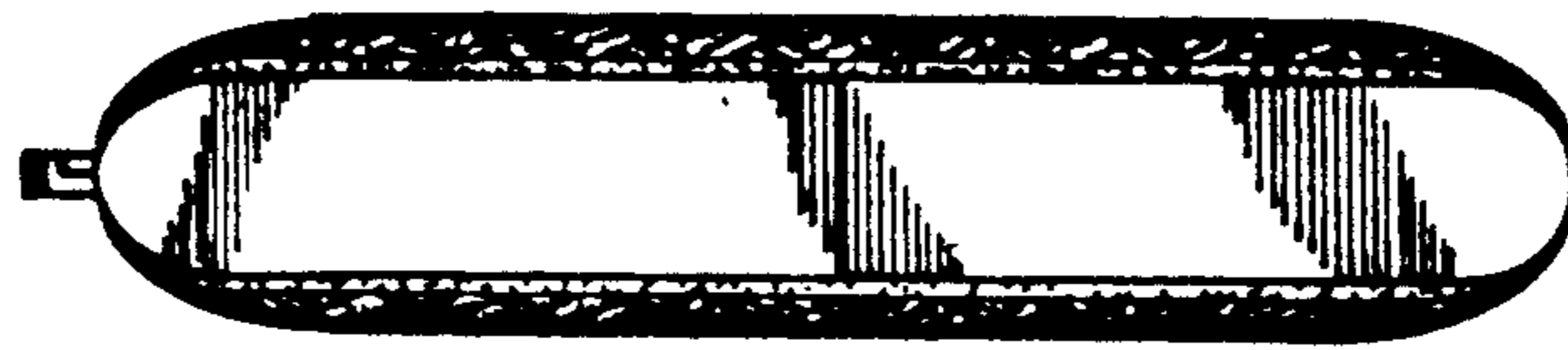


FIG 5




FIG 6




FIG 7