



US00D340540S

United States Patent [19]

Nakashima et al.

[11] Patent Number: **Des. 340,540**

[45] Date of Patent: **** Oct. 19, 1993**

[54] **ELECTRIC SHAVER**

[75] Inventors: **Yoshiyuki Nakashima; Akio Goto; Shinji Yamamoto; Etsushi Muramatsu**, all of Kadoma, Japan

[73] Assignee: **Matsushita Electric Works, Ltd.**, Osaka, Japan

[**] Term: **14 Years**

[21] Appl. No.: **718,842**

[22] Filed: **Jun. 12, 1991**

[30] **Foreign Application Priority Data**

Dec. 18, 1990 [JP] Japan 2-42268

[52] U.S. Cl. **D28/49**

[58] Field of Search **D28/49-53;**
30/34.05, 34.1, 42, 43-43.92, 44, 85, 90

[56] **References Cited**

U.S. PATENT DOCUMENTS

- D. 209,895 1/1968 Somers et al. D28/49
- D. 241,584 9/1976 Schaefer D28/49
- D. 304,774 11/1989 Yonesawa et al. D28/49

- D. 304,865 11/1989 Yamamoto et al. D28/49
- D. 306,362 2/1990 Elkerbout D28/51
- D. 307,066 4/1990 Meelen D28/49
- D. 316,162 4/1991 Ullman D28/49
- D. 319,515 8/1991 Ullmann D28/49

Primary Examiner—Bernard Ansher
Assistant Examiner—C. Tuttle
Attorney, Agent, or Firm—Burns, Doane, Swecker & Mathis

[57] **CLAIM**

The ornamental design for an electric shaver, as shown and described.

DESCRIPTION

FIG. 1 is a front view of an electric shaver showing our new design;
FIG. 2 is a rear view thereof;
FIG. 3 is a right side elevational view thereof the side opposite being a mirror image of the side shown;
FIG. 4 is a top plan view thereof;
FIG. 5 is a bottom plan view thereof;
FIG. 6 is a top front perspective view thereof; and,
FIG. 7 is a top, rear perspective view thereof.

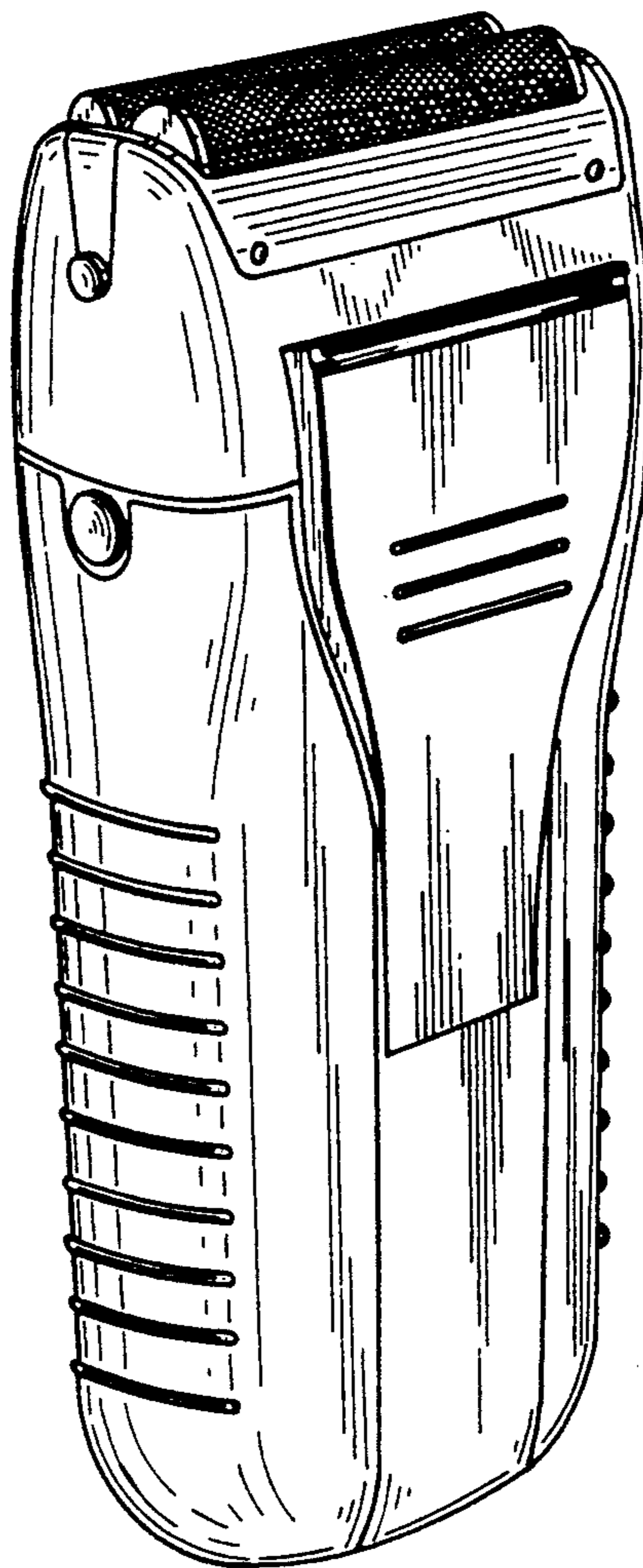


Fig. 1




Fig. 2

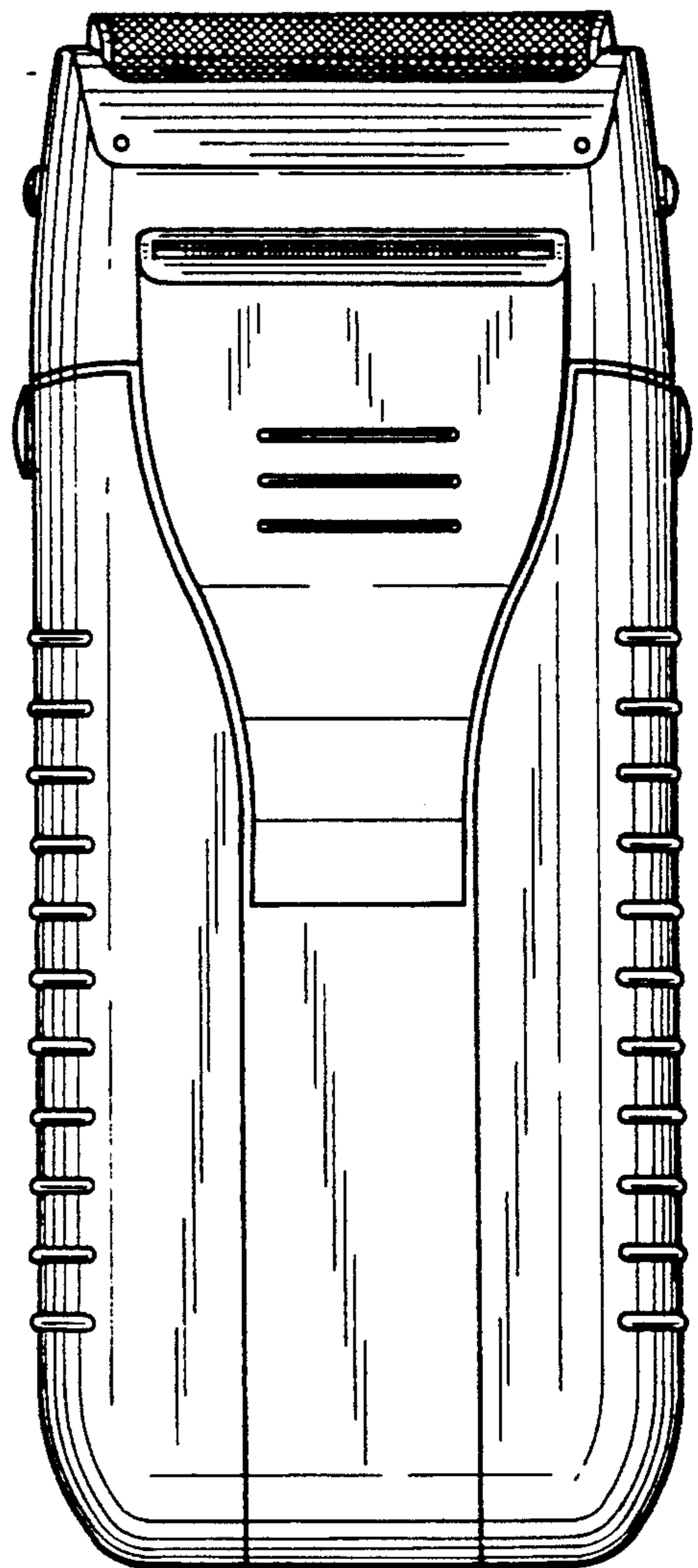


Fig. 3

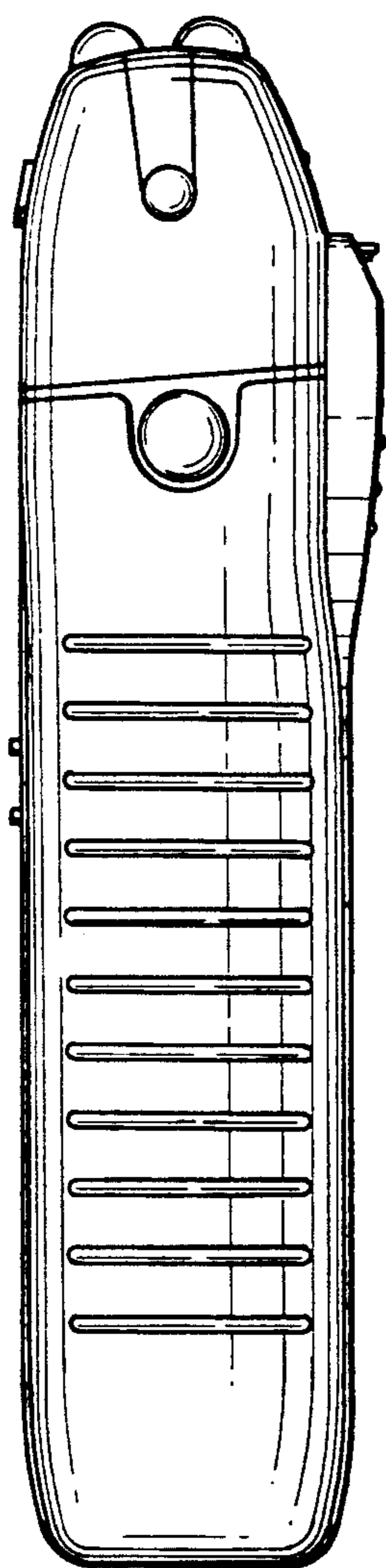


Fig. 4




Fig. 5

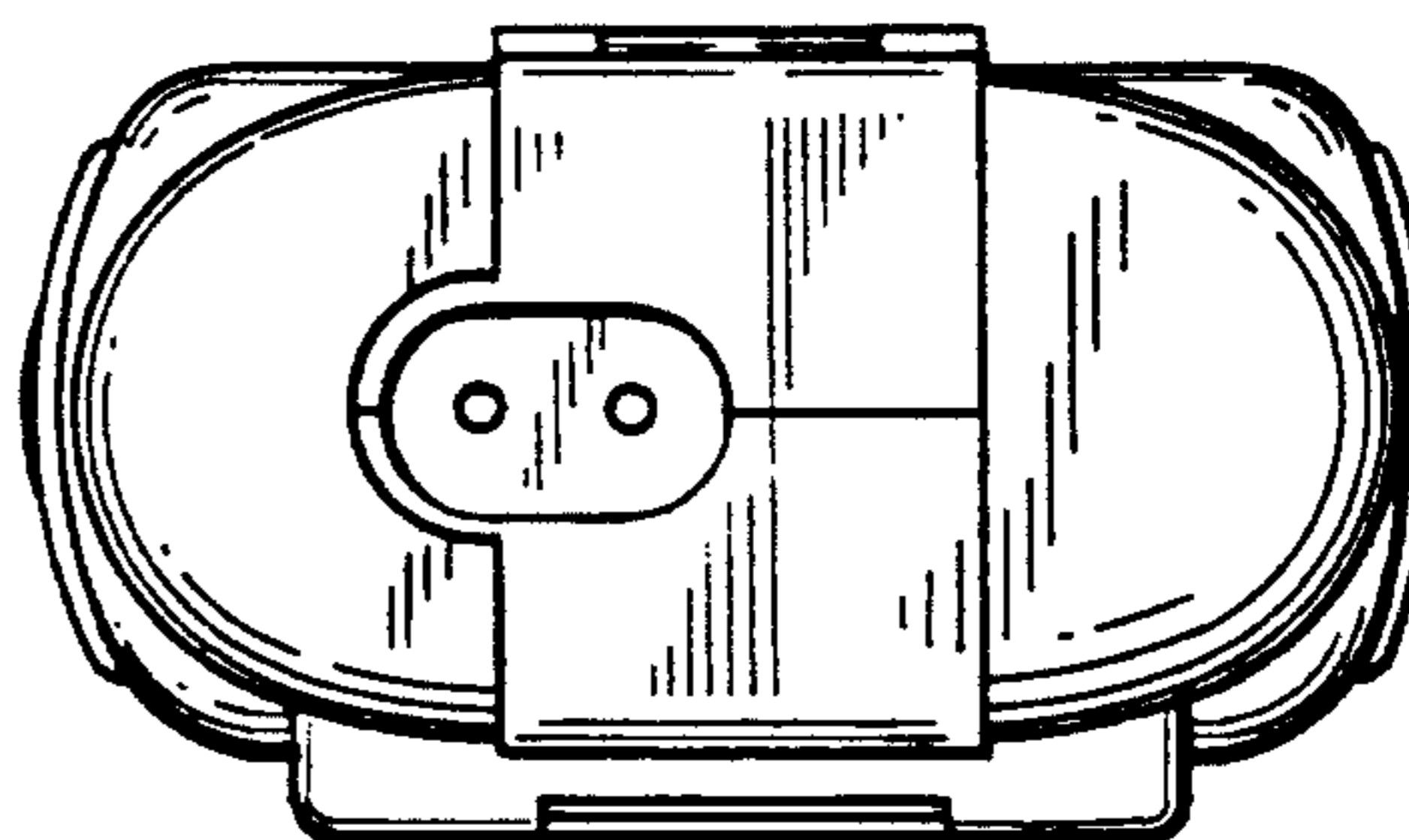


Fig. 6

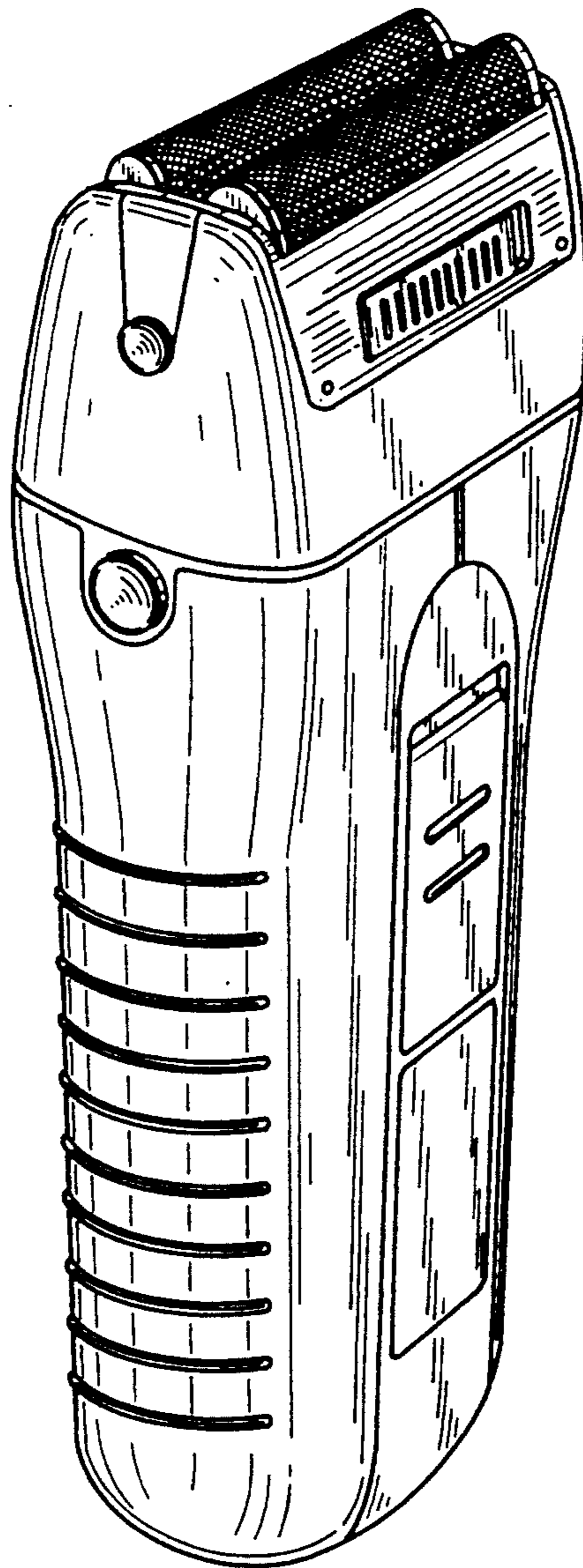


Fig. 7

