



US00D340527S

# United States Patent [19]

Goodell

[11] Patent Number: Des. 340,527

[45] Date of Patent: \*\* Oct. 19, 1993

## [54] BACK MASSAGER

[76] Inventor: David Goodell, 6050 N. 22nd Rd.,  
Arlington, Va. 22205

[\*\*] Term: 14 Years

[21] Appl. No.: 556,214

[22] Filed: Jul. 23, 1990

[52] U.S. Cl. .... D24/211; D24/214

[58] Field of Search ..... D24/200, 211, 214;  
128/57, 59, 67, 62 R, 60, 61, 44; D3/7;  
D19/37-39; D21/102; D28/35, 37; D1/120,  
127, 12; 132/246

## [56] References Cited

### U.S. PATENT DOCUMENTS

|            |        |                |       |         |
|------------|--------|----------------|-------|---------|
| D. 268,362 | 3/1983 | Wong           | ..... | D24/211 |
| D. 317,204 | 5/1991 | Hennessey      | ..... | D24/211 |
| D. 326,721 | 6/1992 | Ujifusa et al. | ..... | D24/211 |
| 4,266,536  | 5/1981 | Casares        | ..... | 128/57  |
| 4,798,198  | 1/1989 | Wright         | ..... | 128/67  |

## OTHER PUBLICATIONS

Steel Division of the Colorado Fuel and Iron Co. catalog, ©1947, the wire loop at bottom of page.

Primary Examiner—Stella Reid

Attorney, Agent, or Firm—Bean, Kauffman & Spencer

## [57] CLAIM

The ornamental design for a back massager, as shown and described.

## DESCRIPTION

FIG. 1 is a side elevational view of a back massager showing my new design; the opposite side being identical thereto;

FIG. 2 is a cross-sectional view thereof, taken along line 2—2 of FIG. 1;

FIG. 3 is a plan view thereof, as viewed from the top of FIG. 1;

FIG. 4 is a plan view thereof, as viewed from the bottom of FIG. 1;

FIG. 5 is an elevational view thereof, as viewed from the left of FIG. 1; and,

FIG. 6 is an elevational view thereof, as viewed from the right of FIG. 1.

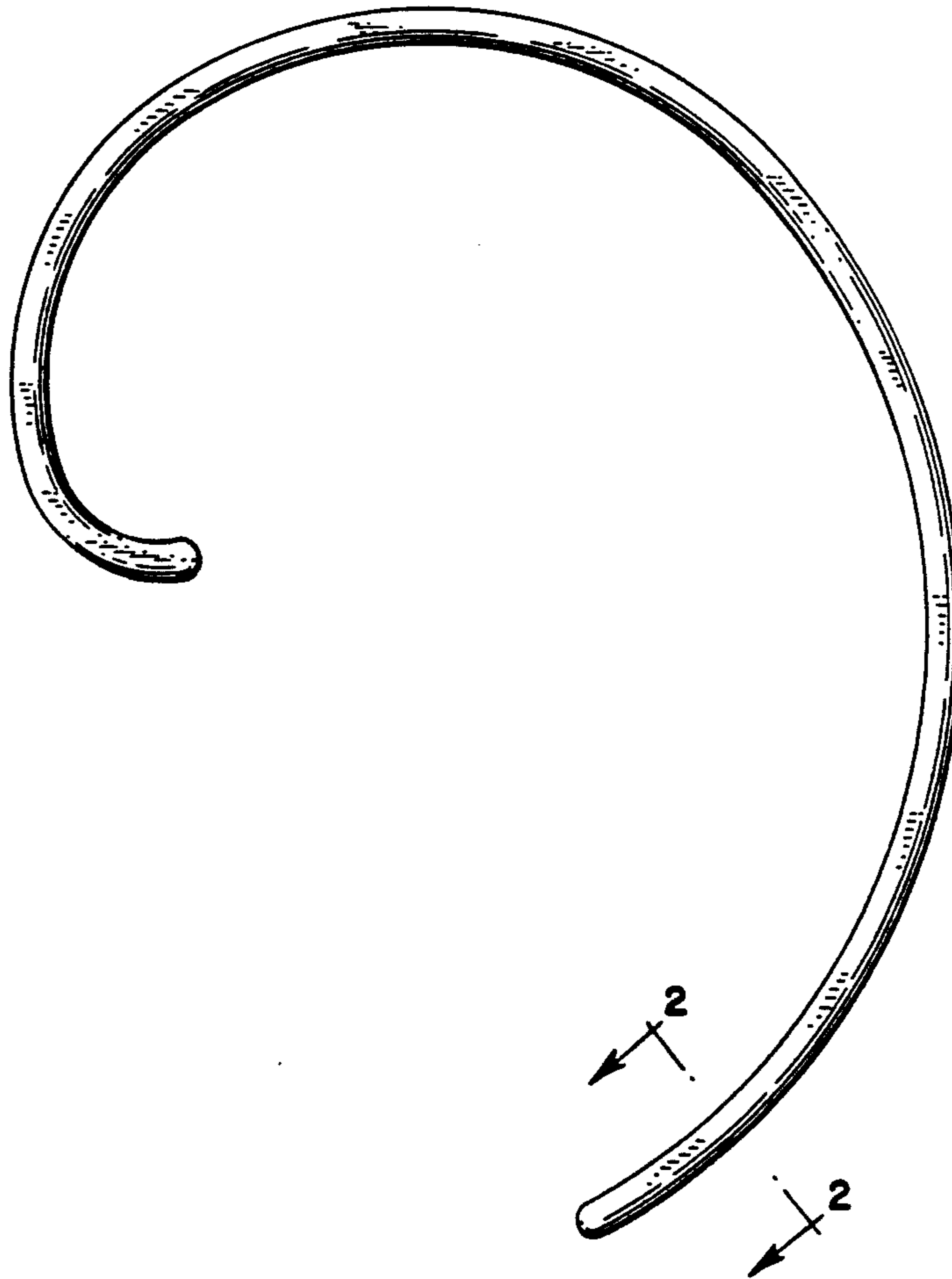


Fig. 1.




Fig. 2.

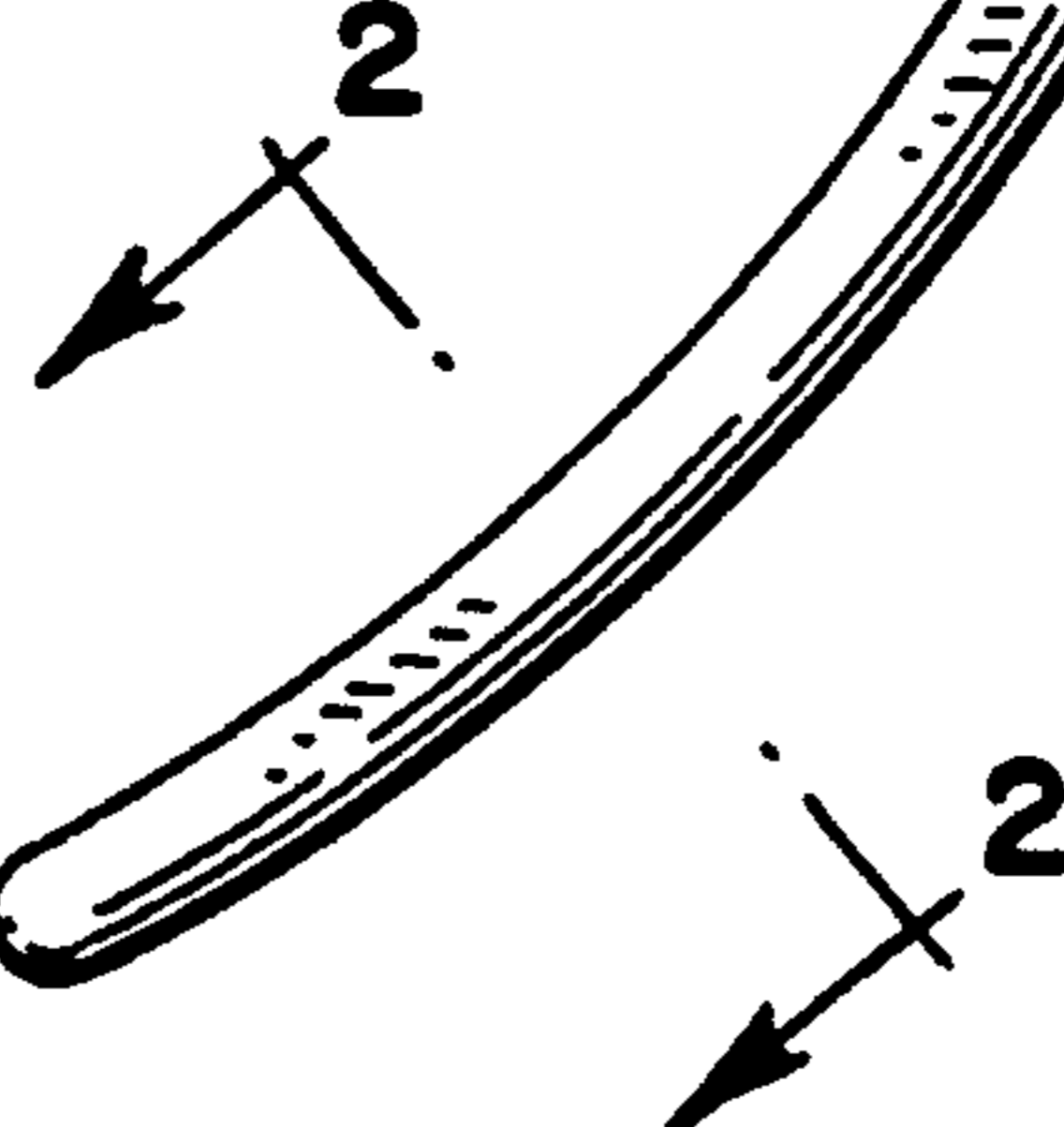
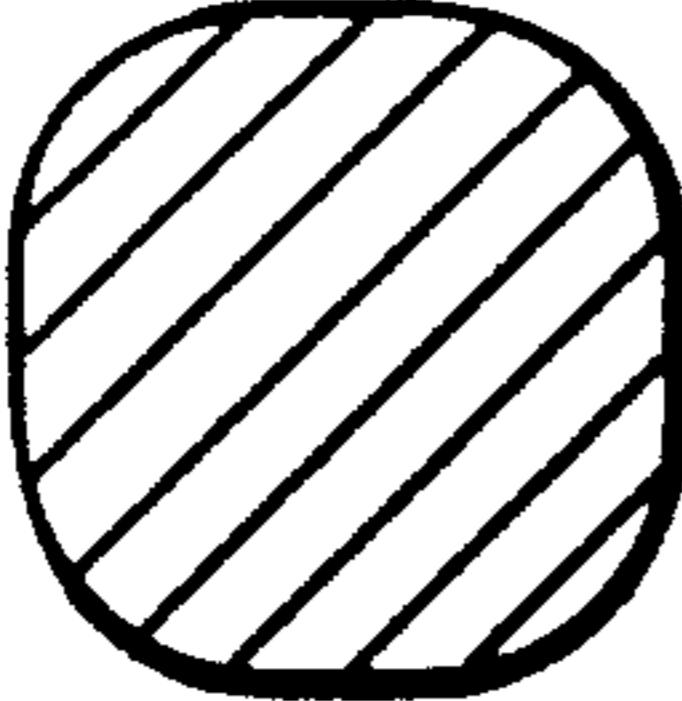


Fig. 3.



Fig. 5.



Fig. 6.



Fig. 4.

