



US00D340507S

# United States Patent [19] McKeone

[11] Patent Number: **Des. 340,507**

[45] Date of Patent: **\*\* Oct. 19, 1993**

[54] SPOUT

[75] Inventor: **William C. McKeone, Sheboygan, Wis.**

[73] Assignee: **Kohler Co., Kohler, Wis.**

[\*\*] Term: **14 Years**

[21] Appl. No.: **824,493**

[22] Filed: **Jan. 22, 1992**

[52] U.S. Cl. .... **D23/255**

[58] Field of Search ..... **D23/238-243, D23/255-257; 4/675-678; 137/801**

D. 292,430 10/1987 Enthoven ..... D23/241  
 D. 300,940 5/1989 Paul ..... D23/242  
 D. 308,718 7/1990 Stringnano .  
 D. 316,895 5/1991 Hill ..... D23/255

### OTHER PUBLICATIONS

Page 54 of undated Jacob Delafon ad for Skipper faucets, admitted prior art.

*Primary Examiner*—James R. Largen  
*Attorney, Agent, or Firm*—Quarles & Brady

### [57] CLAIM

The ornamental design for a spout, as shown and described.

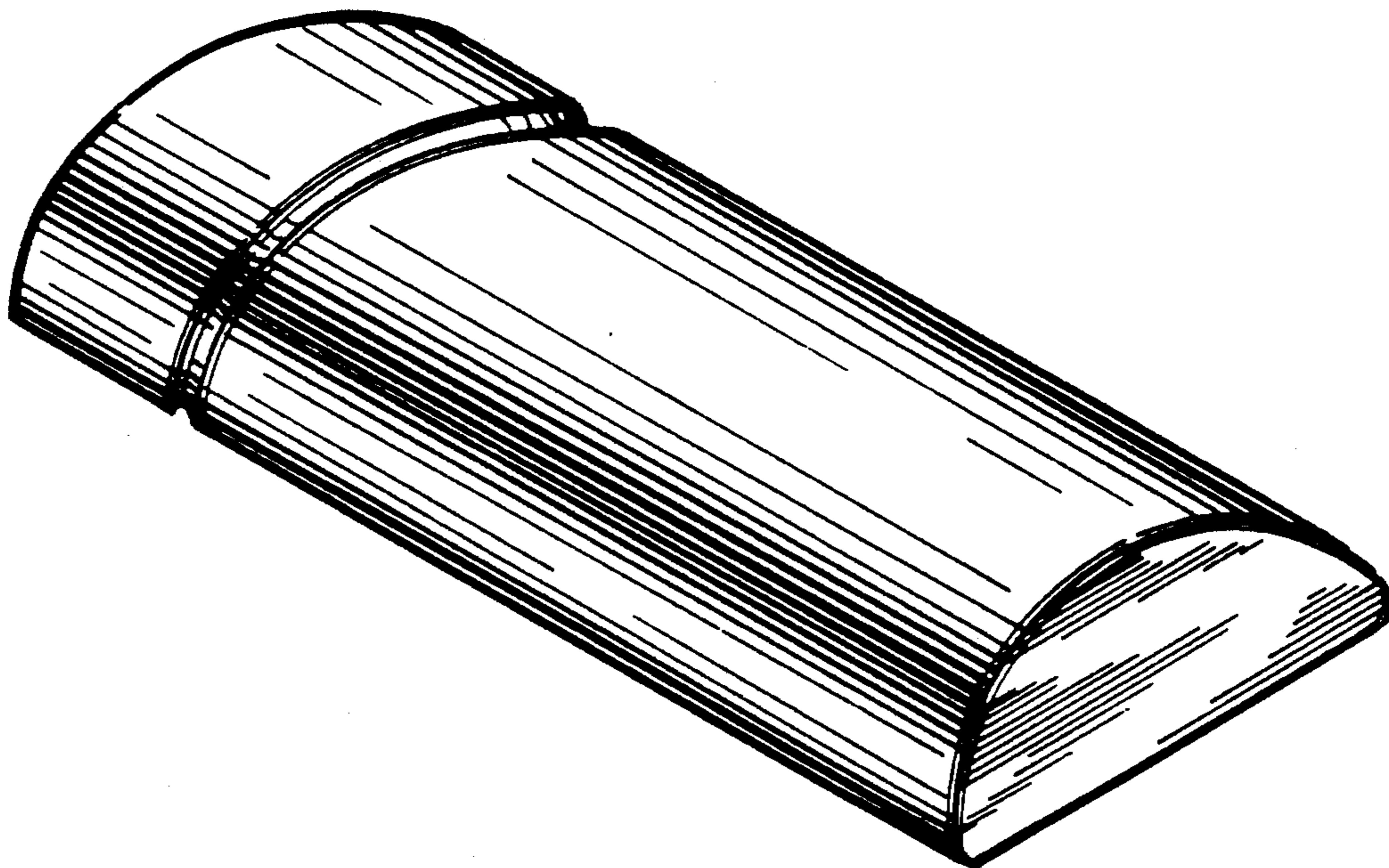
### [56] References Cited

#### U.S. PATENT DOCUMENTS

D. 101,443 10/1936 Dreyfuss ..... D23/255  
 D. 113,396 2/1939 Reinecke ..... D23/255  
 D. 198,830 8/1964 Armstrong ..... D23/255  
 D. 203,243 12/1965 Bilkiss ..... D23/255  
 D. 211,874 8/1968 Mongerson ..... D23/257  
 D. 218,034 7/1970 Mongerson ..... D23/257  
 D. 290,869 7/1987 Paul .

### DESCRIPTION

FIG. 1 is a perspective view taken from the top, front and left side of a spout showing my new design;  
 FIG. 2 is a right side elevational view thereof, the left side being a mirror image of the right side;  
 FIG. 3 is a front elevational view thereof;  
 FIG. 4 is a top plan view thereof; and,  
 FIG. 5 is a bottom plan view thereof.



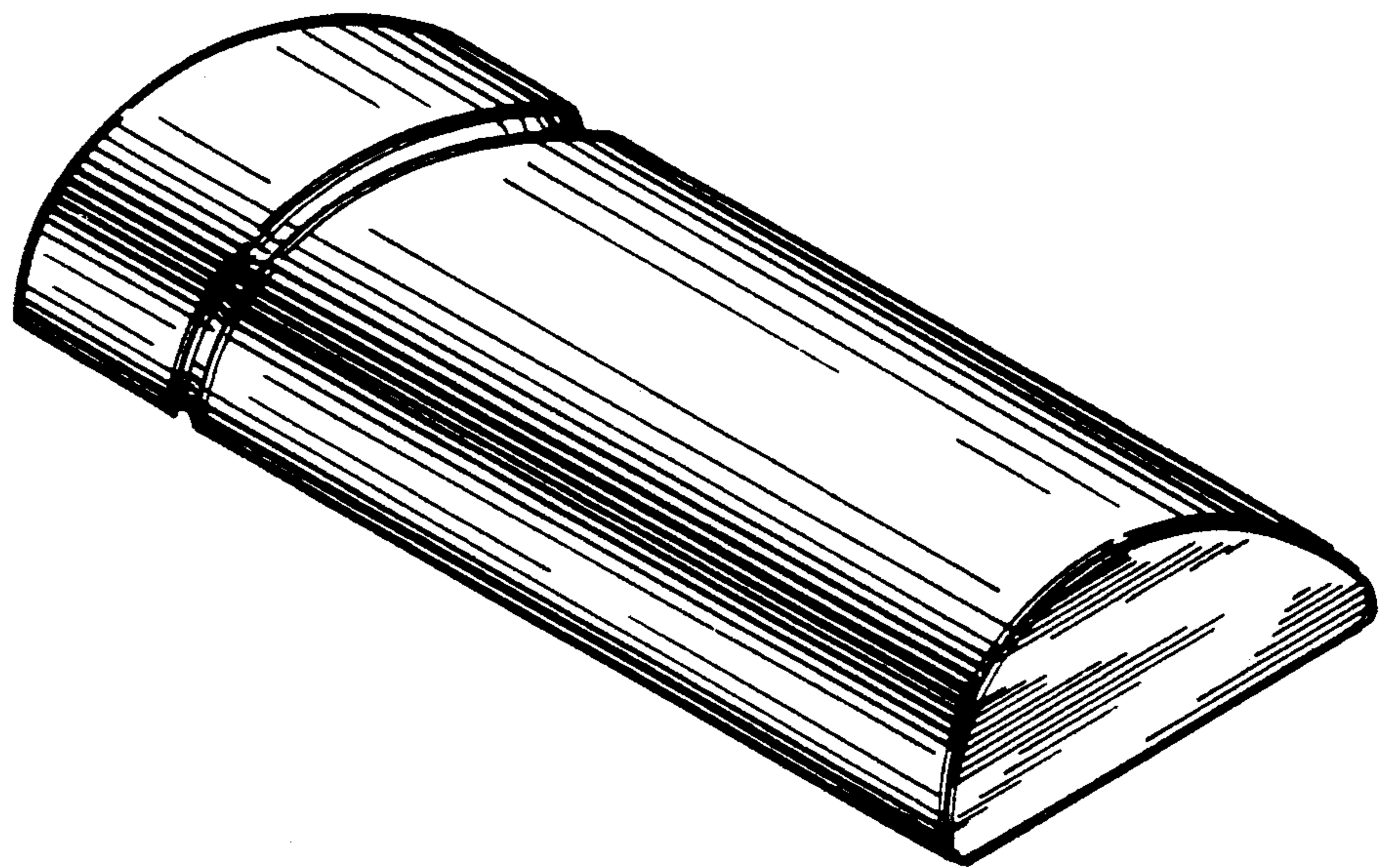


FIG. 1



FIG. 2

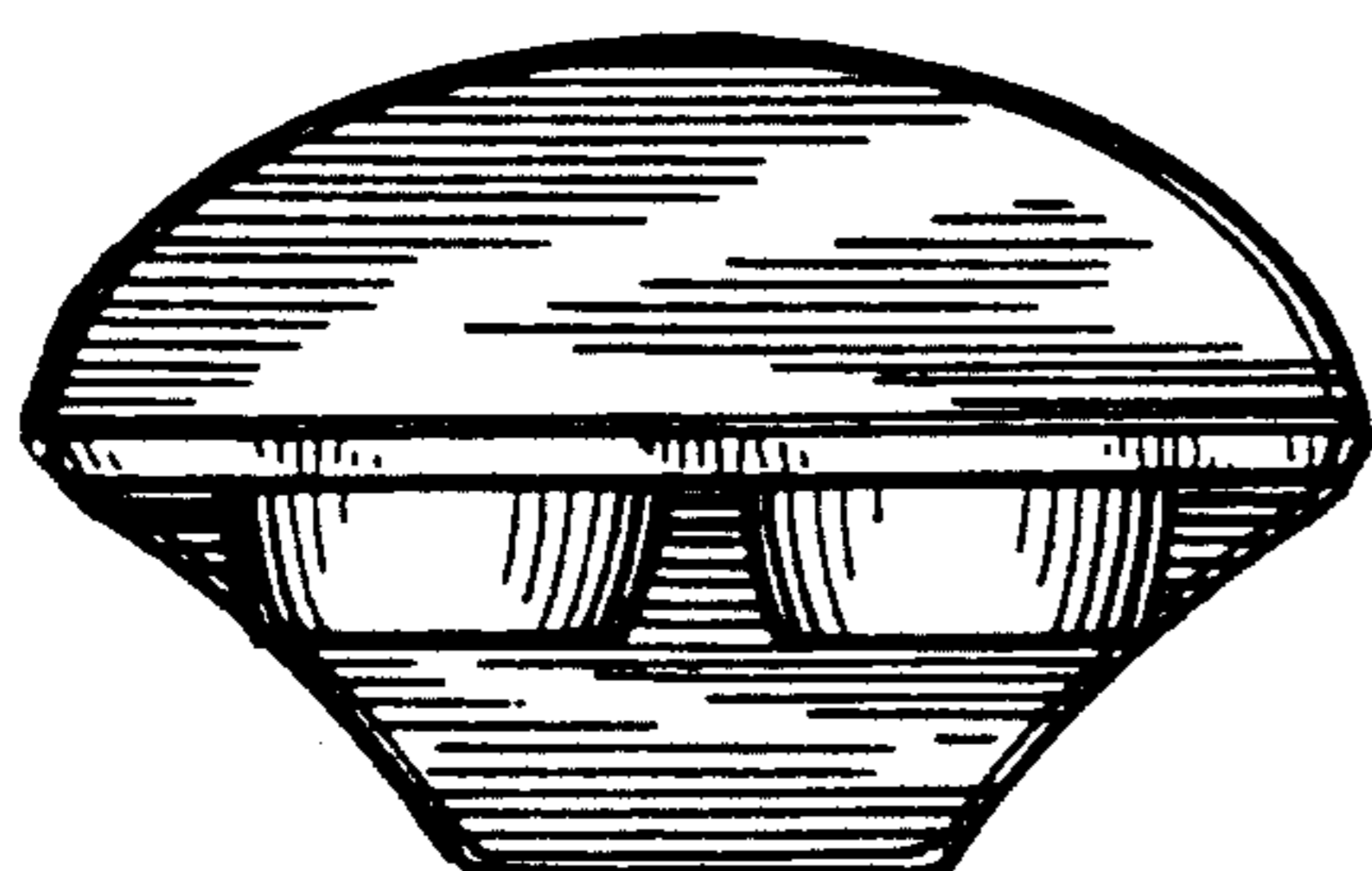


FIG. 3

FIG. 4

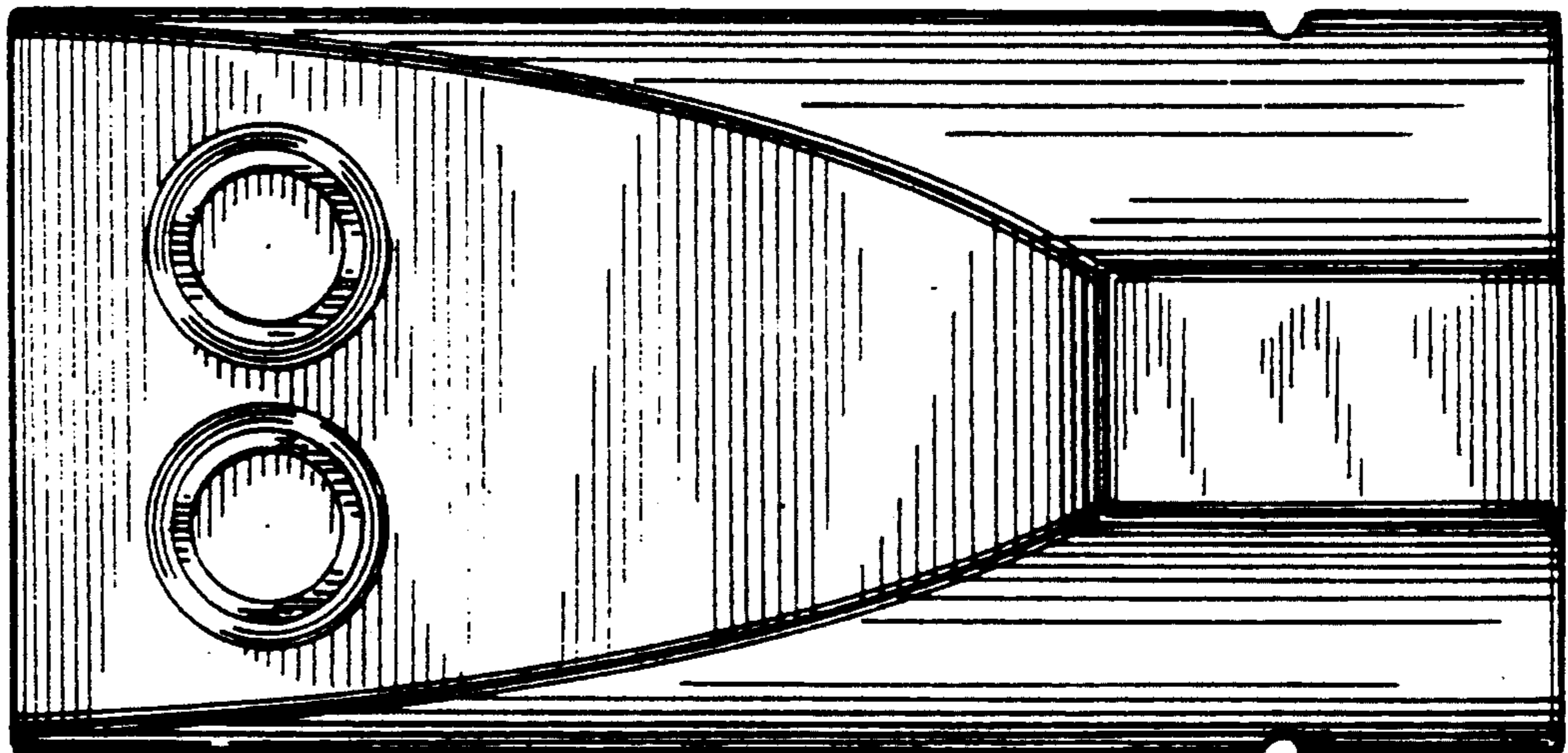



FIG. 5