



US00D340481S

# United States Patent [19]

[11] Patent Number: **Des. 340,481**

Reimers

[45] Date of Patent: **\*\* Oct. 19, 1993**

[54] **JUGGLER'S STICK**

[76] Inventor: **Mark Reimers**, 13601 - 62nd Dr. S.E., Everett, Wash. 98208

[\*\*] Term: **14 Years**

[21] Appl. No.: **806,411**

[22] Filed: **Dec. 13, 1991**

[52] U.S. Cl. .... **D21/100**

[58] Field of Search ..... **D21/100; 84/477 B; 362/102**

[56] **References Cited**

**U.S. PATENT DOCUMENTS**

D. 235,895	7/1975	Reed	.....	D21/100
D. 280,651	9/1985	Duke	.....	D21/100
D. 300,838	4/1989	Smith, Sr.	.....	D21/100
3,008,264	11/1961	Rutherford	.....	84/477 B X
3,216,727	11/1965	Hunter	.....	D21/100 X
3,662,080	5/1972	Hale et al.	.....	D21/100 X
4,253,673	3/1981	Bailey	.....	84/477 B X

*Primary Examiner*—Bernard Ansher


*Assistant Examiner*—Dominic Simone  
*Attorney, Agent, or Firm*—Christensen, O'Connor, Johnson & Kindness

[57] **CLAIM**

The ornamental design for a juggler's stick, as shown and described.

**DESCRIPTION**

FIG. 1 is a top perspective view of a juggler's stick showing my new design;  
 FIG. 2 is a side elevational view thereof;  
 FIG. 3 is a right end elevational view thereof, the left end elevational view thereof being the mirror image of the right end elevational view thereof;  
 FIG. 4 is a top perspective view of a second embodiment thereof;  
 FIG. 5 is a side elevational view of the second embodiment thereof; and,  
 FIG. 6 is a right end elevational view of the second embodiment thereof, the left end elevational view of the second embodiment thereof being the mirror image of the right end elevational view of the second embodiment thereof.



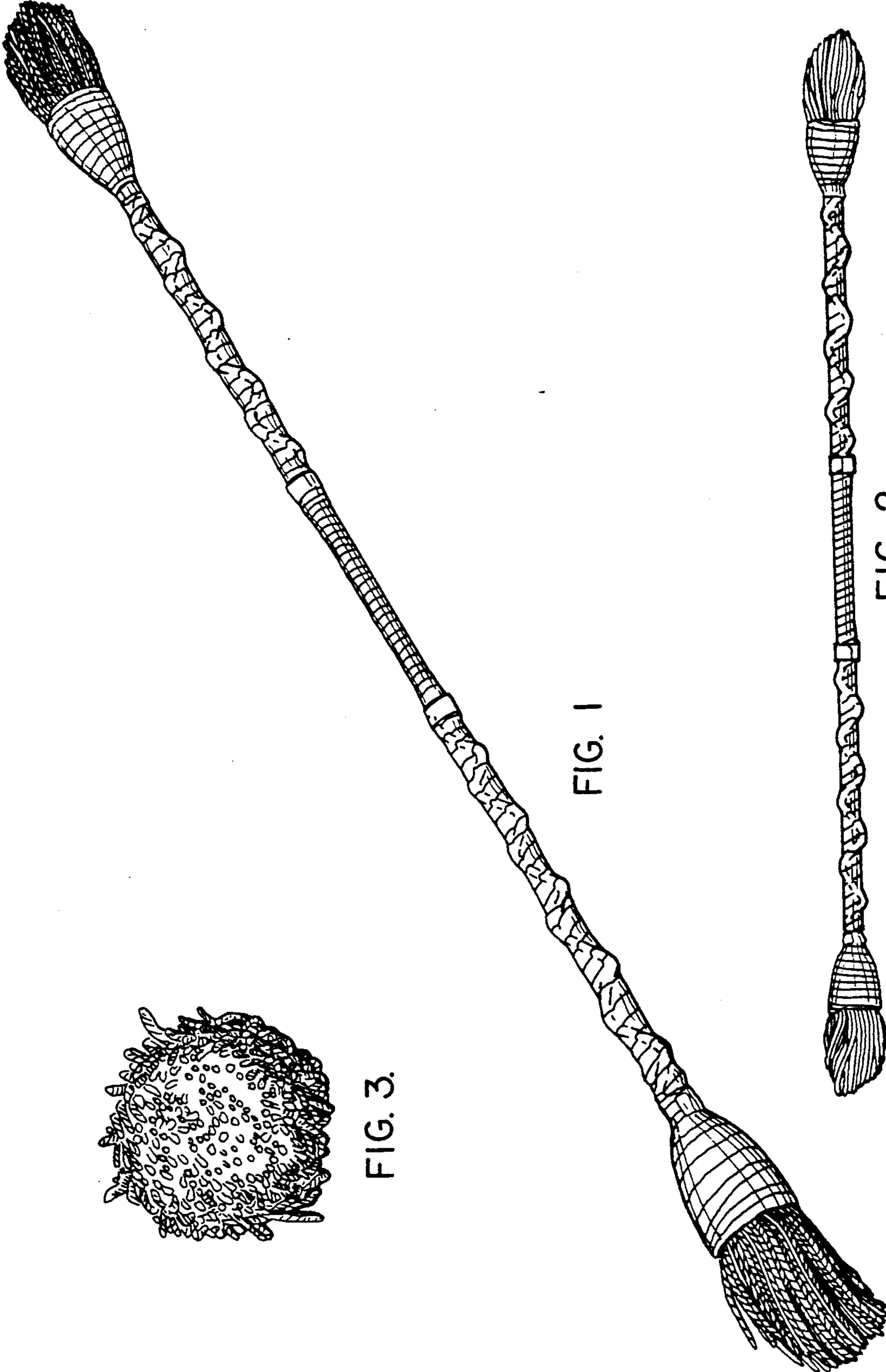


FIG. 3.

FIG. 1

FIG. 2.

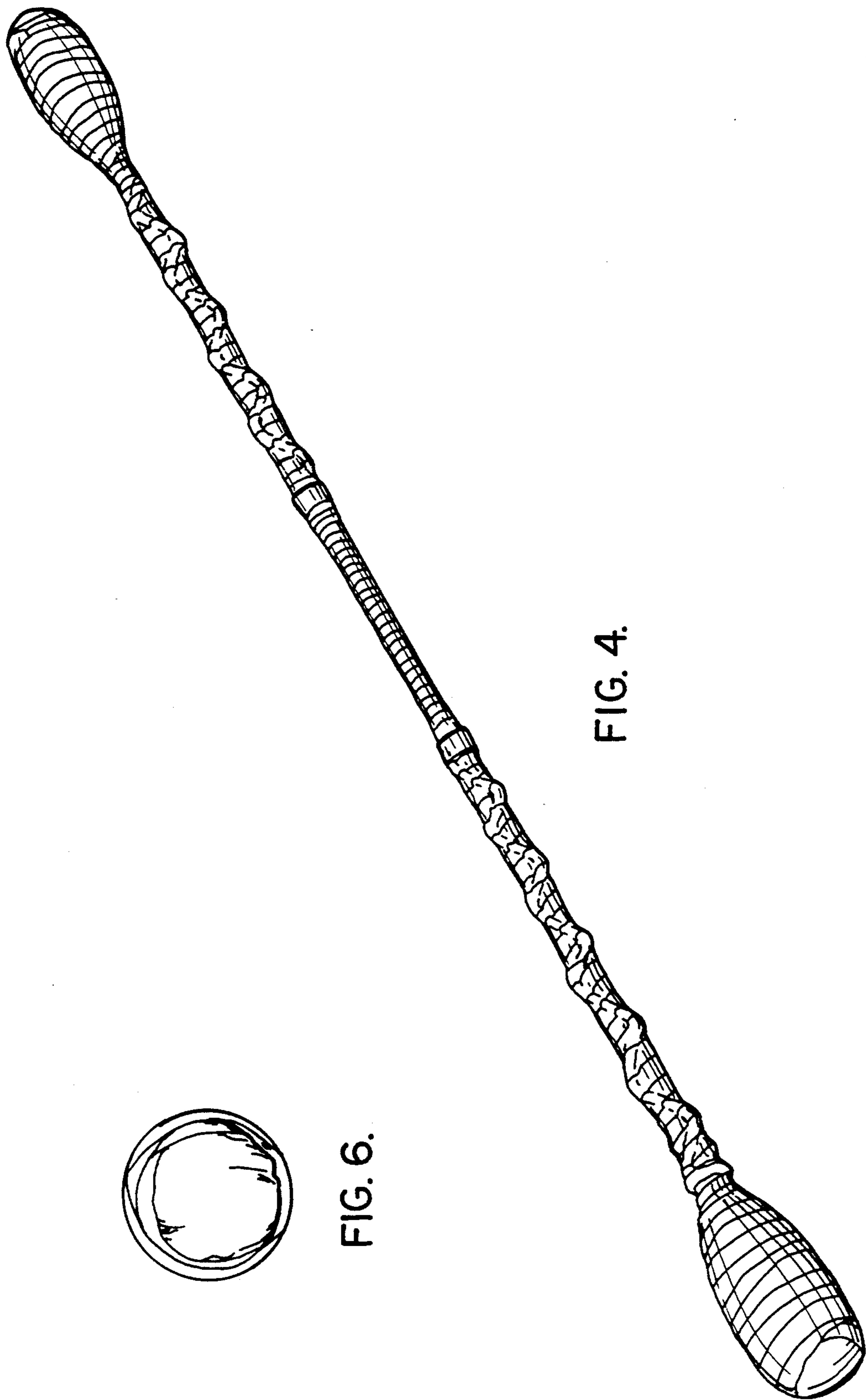


FIG. 4.

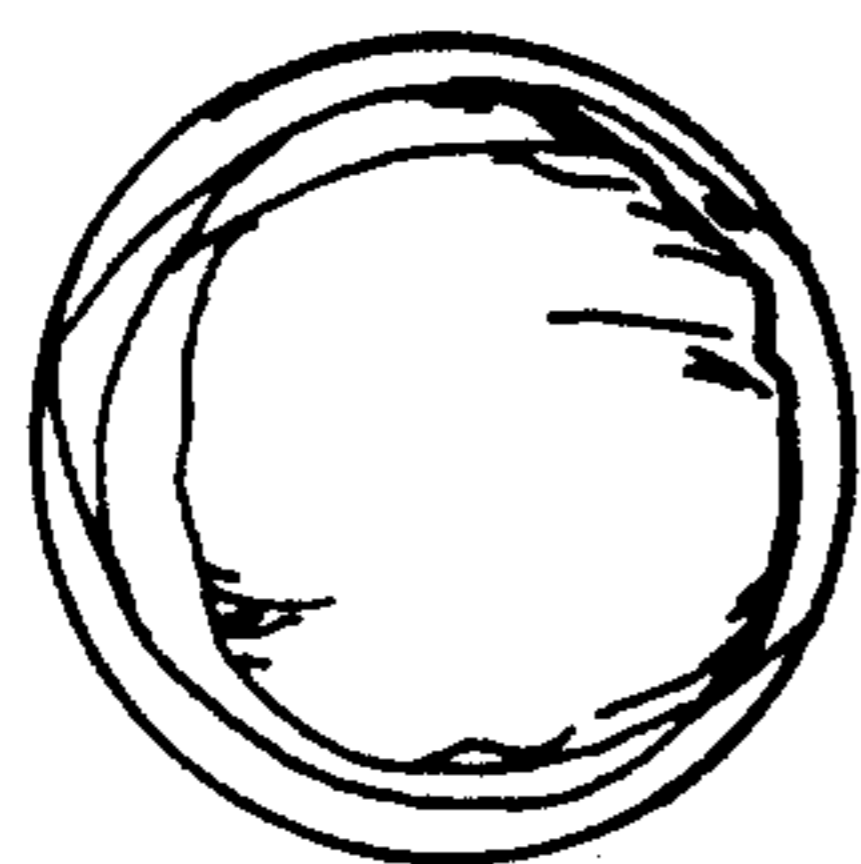


FIG. 6.

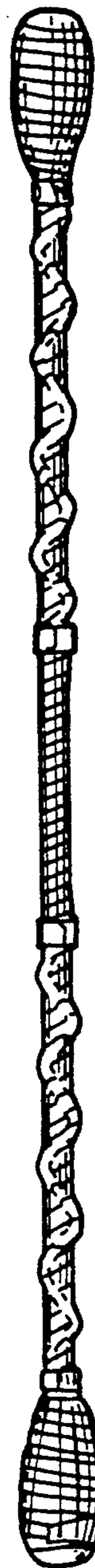


FIG. 5