



US00D340466S

# United States Patent [19]

[11] Patent Number: **Des. 340,466**

Simko

[45] Date of Patent: **\*\* Oct. 19, 1993**

[54] **LADLE COVER**

[75] Inventor: **Joseph S. Simko, Highland, Ind.**

[73] Assignee: **Simko & Sons Industrial Refractories, Inc., East Chicago, Ind.**

[\*\*] Term: **14 Years**

[21] Appl. No.: **742,942**

[22] Filed: **Aug. 9, 1991**

[52] U.S. Cl. .... **D15/144.1**

[58] Field of Search ..... **D15/144, 144.1, 144.2, D15/138; 266/283, 286, 287, 275, 604, 605, 603, 602, 601, 600, 599, 598, 597**

4,580,974	4/1986	Braschler .	
4,606,473	8/1986	Miller et al. .	
4,640,202	2/1987	Schraff et al. .	
5,065,987	11/1991	Hounsel .....	266/283
5,118,085	6/1992	Forte et al. ....	266/283 X

*Primary Examiner*—Alan P. Douglas  
*Assistant Examiner*—Antoine D. Davis  
*Attorney, Agent, or Firm*—Richard G. Kinney

[57] **CLAIM**

The ornamental design for ladle cover, as shown.

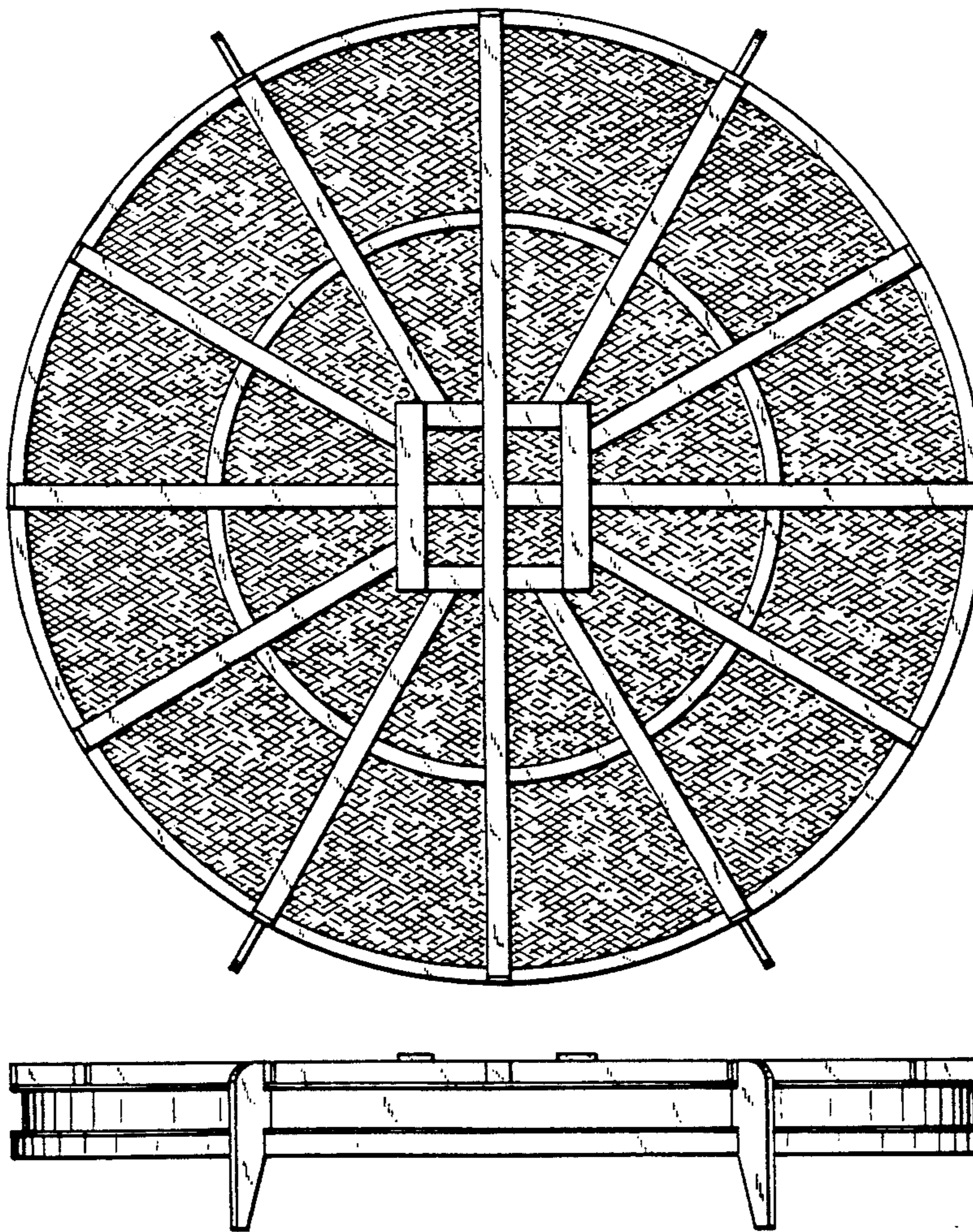
**DESCRIPTION**

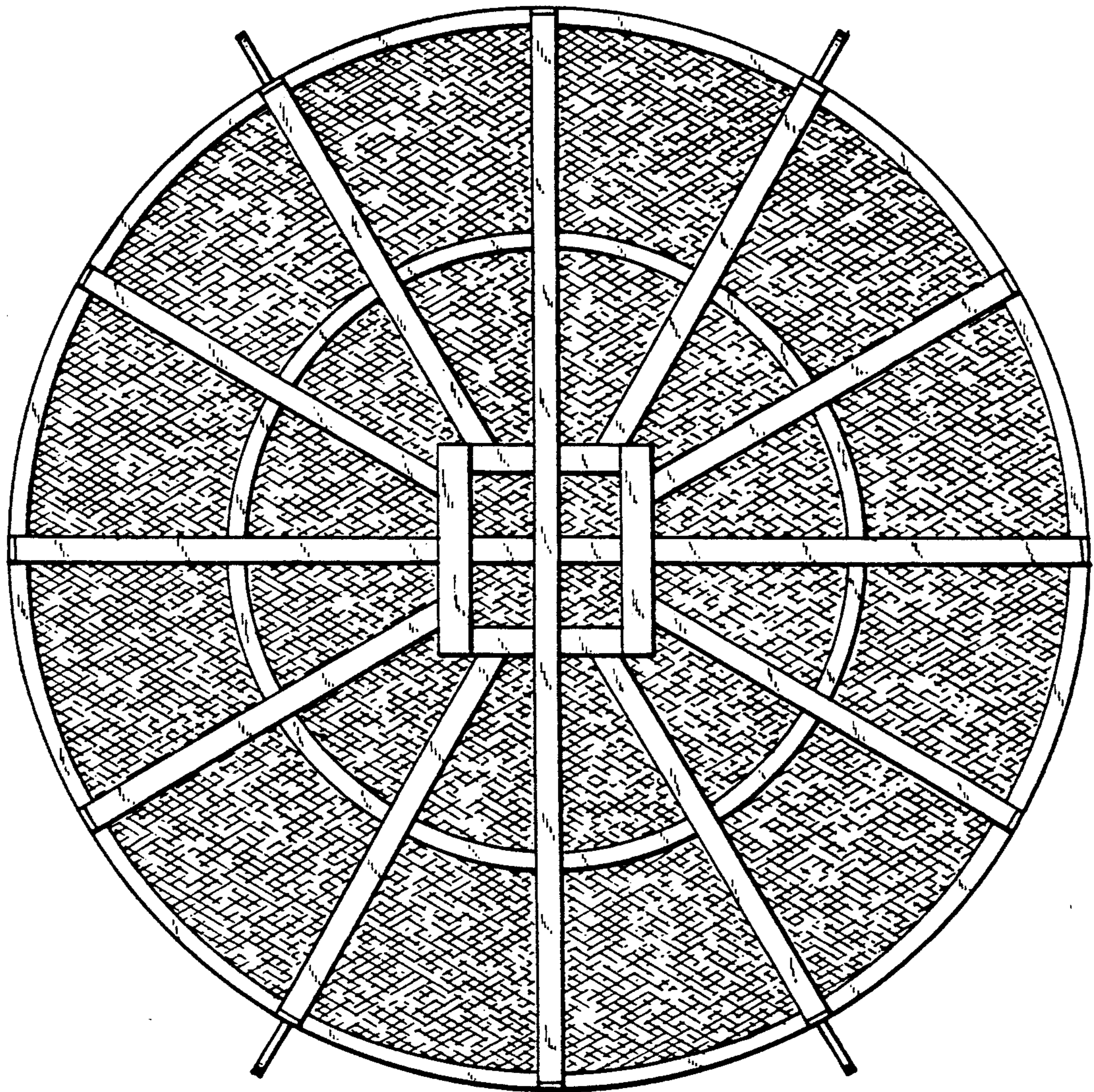
FIG. 1 is a top view of a ladle cover showing my new design;  
FIG. 2 is a side elevational view of FIG. 1 as seen from the bottom of that view;  
FIG. 3 is a side elevational view of FIGS. 1 and 2 as seen from the right side of FIG. 1;  
FIG. 4 is a side elevational view of FIGS. 1 and 2 as seen from the left side of FIG. 1;  
FIG. 5 is a side elevational view of FIGS. 1-4 as seen from the top of FIG. 1; and,  
FIG. 6 is a bottom view of FIGS. 1-5 thereof.

[56] **References Cited**

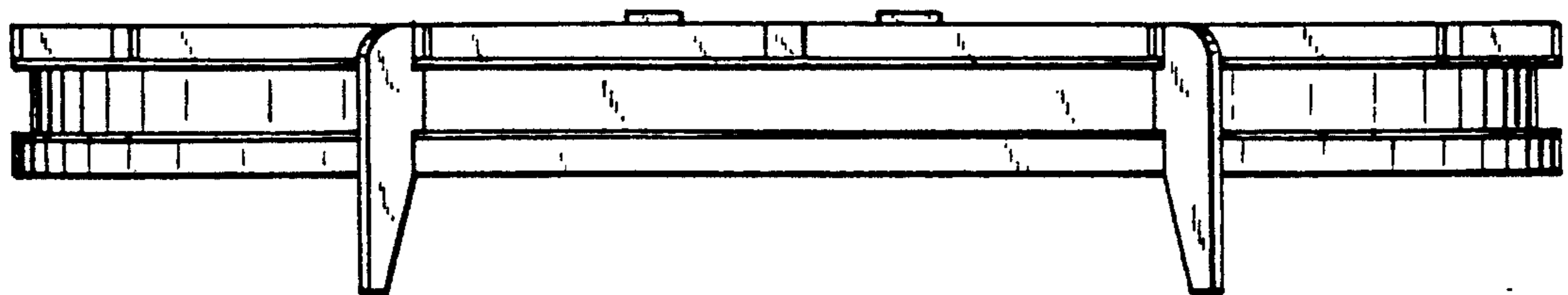
**U.S. PATENT DOCUMENTS**

D. 291,118	7/1987	Miller et al. .
2,122,032	6/1938	Goldberg et al. .
3,140,792	7/1964	Harris .
4,405,055	9/1983	Koerdet et al. .
4,411,621	10/1983	Miller .
4,524,702	6/1985	Miller et al. .
4,530,441	7/1985	Miller et al. .

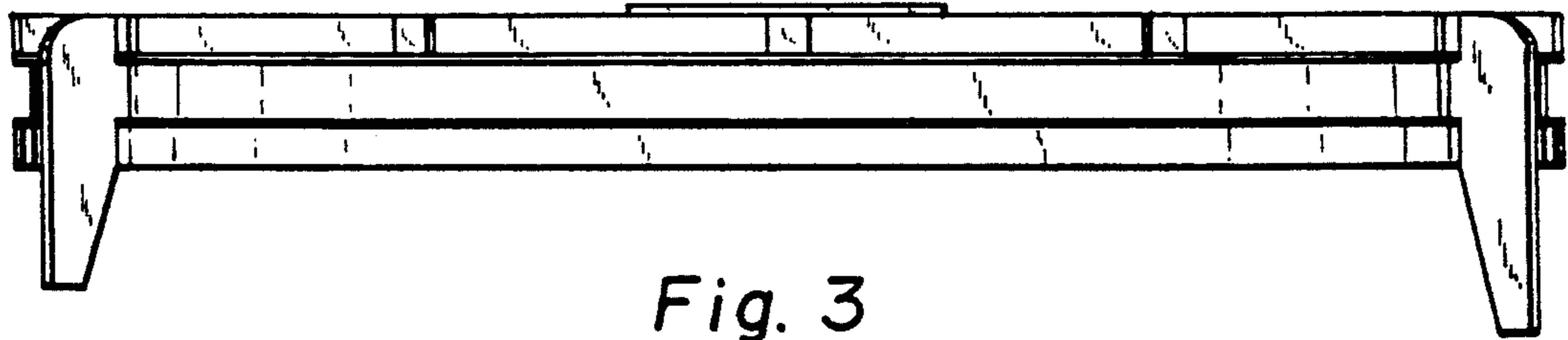




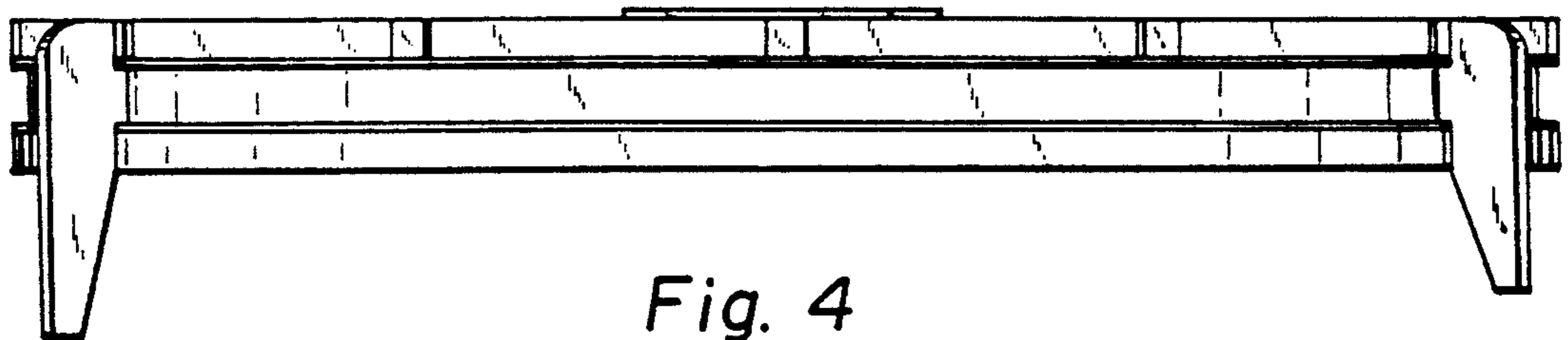
*Fig. 1*



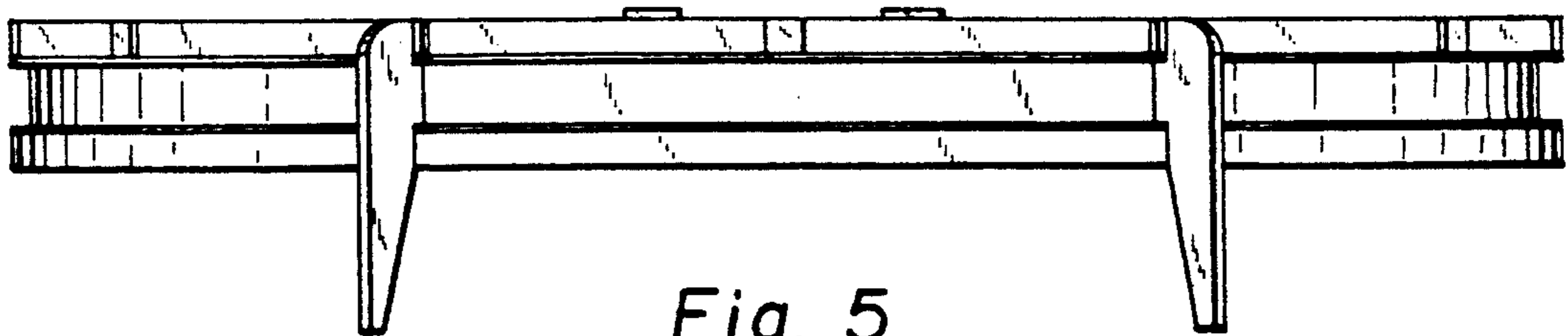
*Fig. 2*



*Fig. 3*



*Fig. 4*



*Fig. 5*

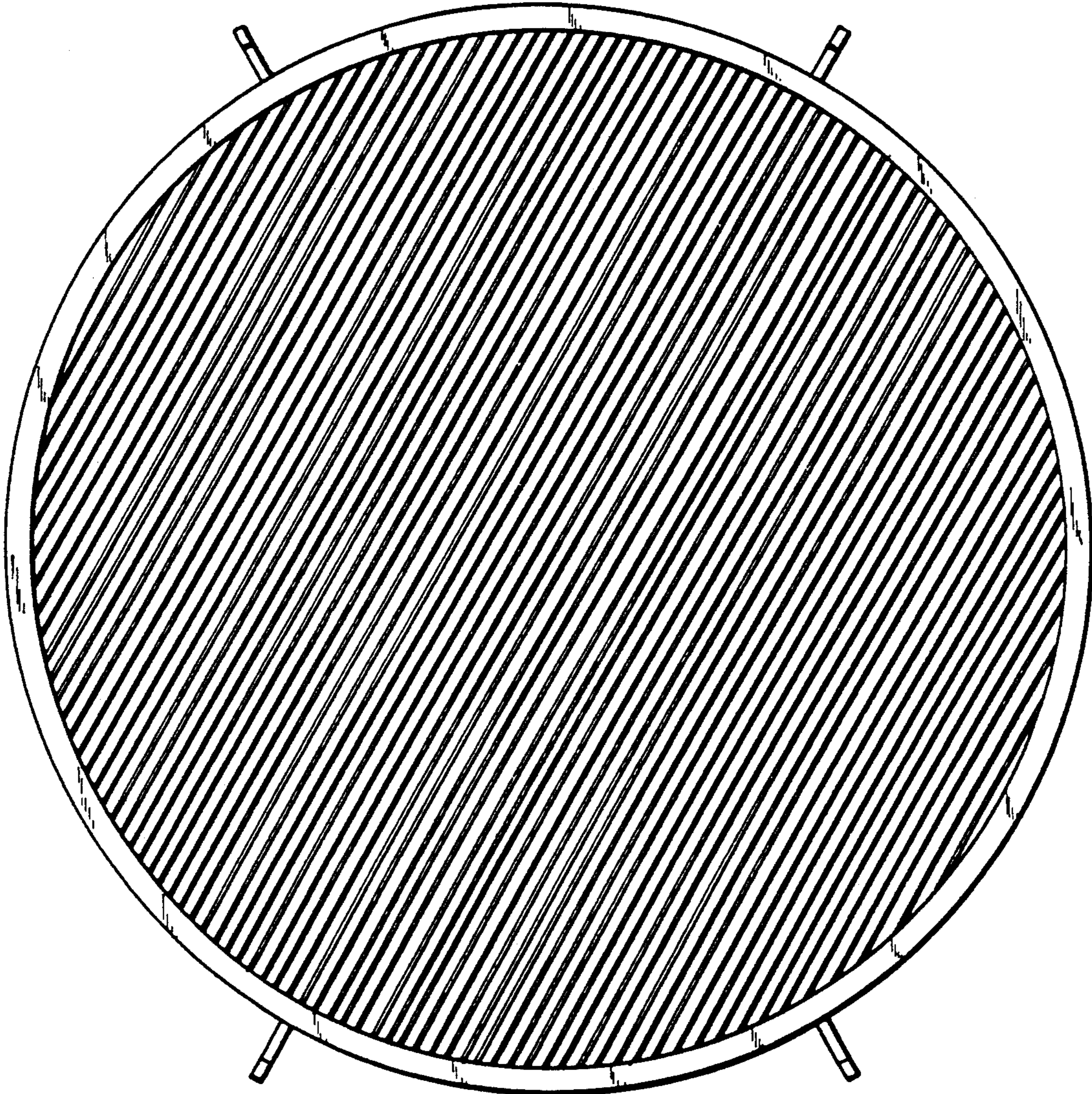


Fig. 6