



US00D340463S

United States Patent [19]

[11] Patent Number: **Des. 340,463**

Sedman

[45] Date of Patent: **** Oct. 19, 1993**

[54] **APPLICATOR TRAP GUIDE**

2,202,937	6/1940	Wolfe	242/157 R
4,434,946	3/1984	Lewin et al.	242/157 R
4,973,006	11/1990	James	242/157 R

[75] Inventor: **Benny M. Sedman, Laurens, S.C.**

[73] Assignee: **AlSiMag Technical Ceramics, Inc., Laurens, S.C.**

Primary Examiner—Bernard Ansher
Assistant Examiner—Sandra Morris
Attorney, Agent, or Firm—Hardaway Law Firm

[**] Term: **14 Years**

[21] Appl. No.: **669,217**

[57] **CLAIM**

[22] Filed: **Mar. 13, 1991**

The ornamental design for the applicator trap guide, as shown.

[52] U.S. Cl. **D15/78**

[58] Field of Search **D15/66-76;**
264/67, 118; 242/157 R; 226/196

DESCRIPTION

[56] **References Cited**

U.S. PATENT DOCUMENTS

852,073	4/1907	Mitchell	242/157 R
906,543	12/1908	Mitchell	242/157 R
2,000,405	5/1935	McHale	242/157 R

FIG. 1 is a top view thereof;
FIG. 2 is a front view thereof;
FIG. 3 is a right side view thereof;
FIG. 4 is a rear view thereof;
FIG. 5 is a left side view thereof;
FIG. 6 is a bottom view thereof; and,
FIG. 7 is a perspective view thereof.

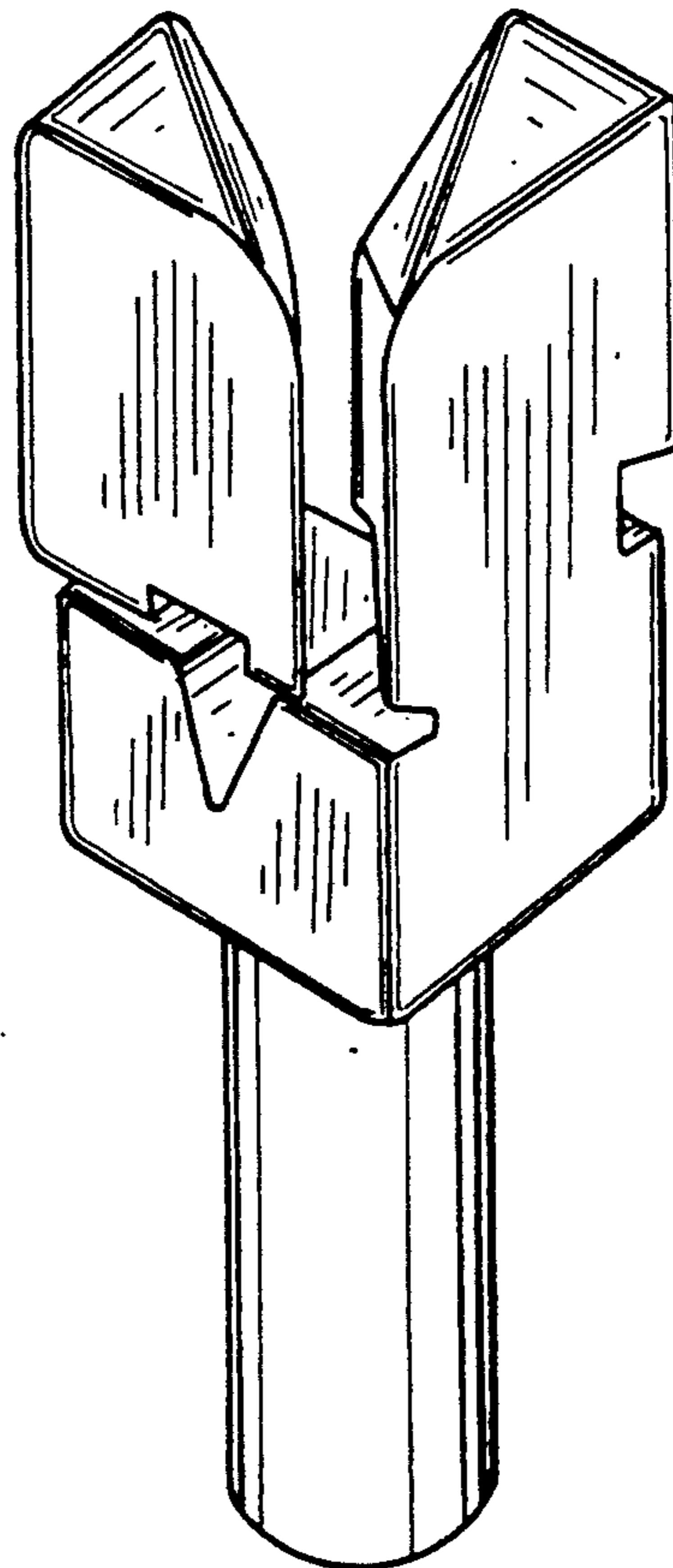


FIG. 1




FIG. 6




FIG. 2




FIG. 3




FIG. 4

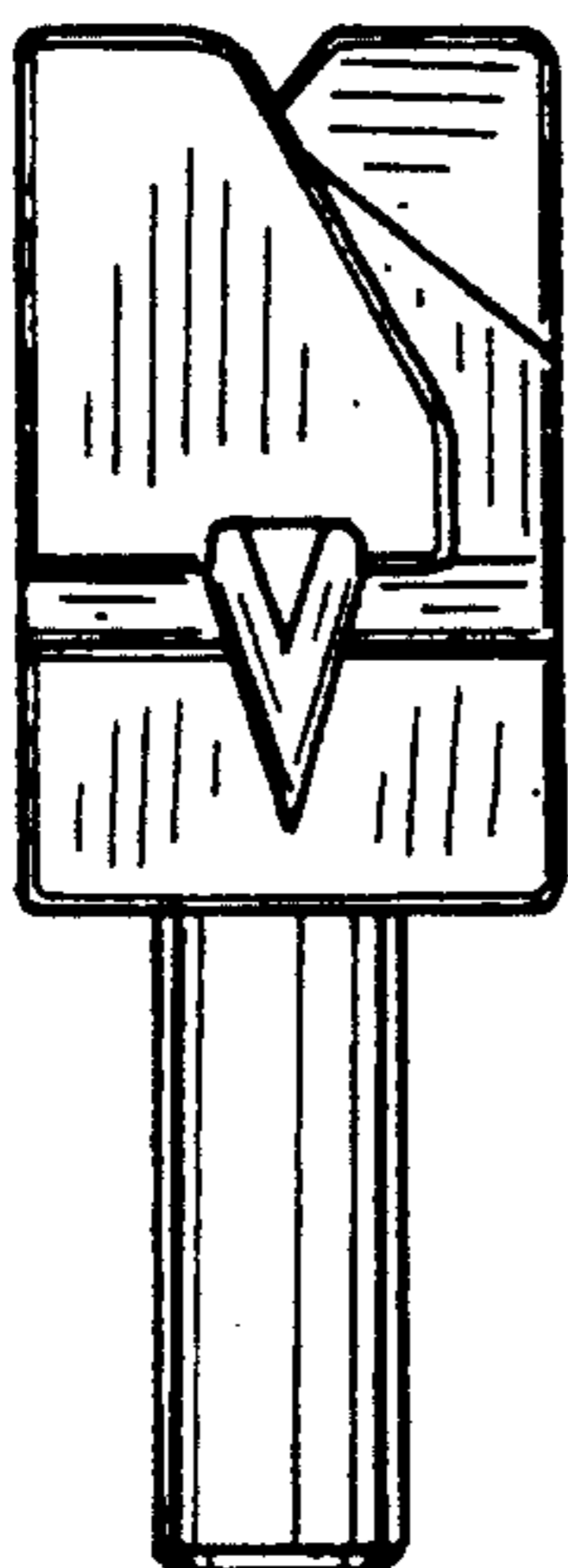


FIG. 5

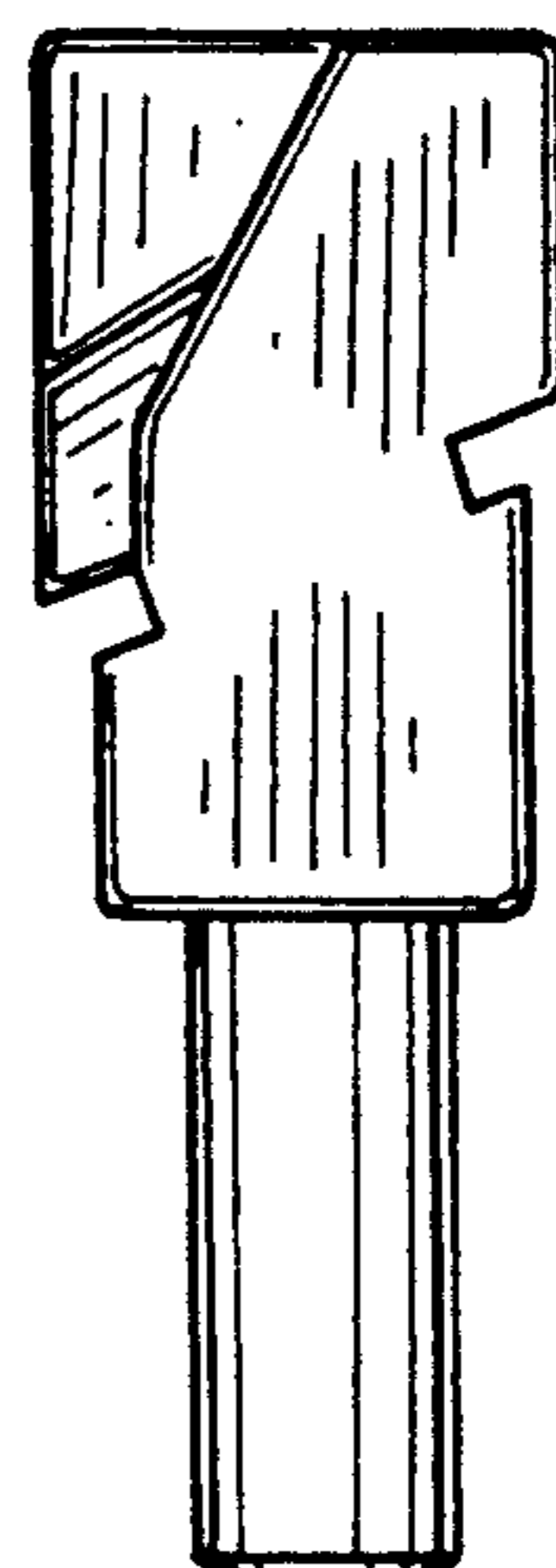


FIG. 7

