



US00D340452S

United States Patent [19]

[11] Patent Number: **Des. 340,452**

Skowronski

[45] Date of Patent: **** Oct. 19, 1993**

[54] TELEPHONE HANDSET

D. 319,438 3/1991 Suckley D14/148 X
D. 325,909 5/1992 Shambley et al. D14/138
4,860,336 8/1989 D'avello et al. D14/142 X

[75] Inventor: **Richard E. Skowronski**, Elk Grove Village, Ill.

Primary Examiner—Alan P. Douglas
Assistant Examiner—Jeffrey Asch

[73] Assignee: **GTE Airfone Incorporated**, Oak Brook, Ill.

[57] **CLAIM**

[**] Term: **14 Years**

The ornamental design for a telephone handset, as shown and described.

[21] Appl. No.: **926,267**

DESCRIPTION

[22] Filed: **Aug. 6, 1992**

[52] U.S. Cl. **D14/148**

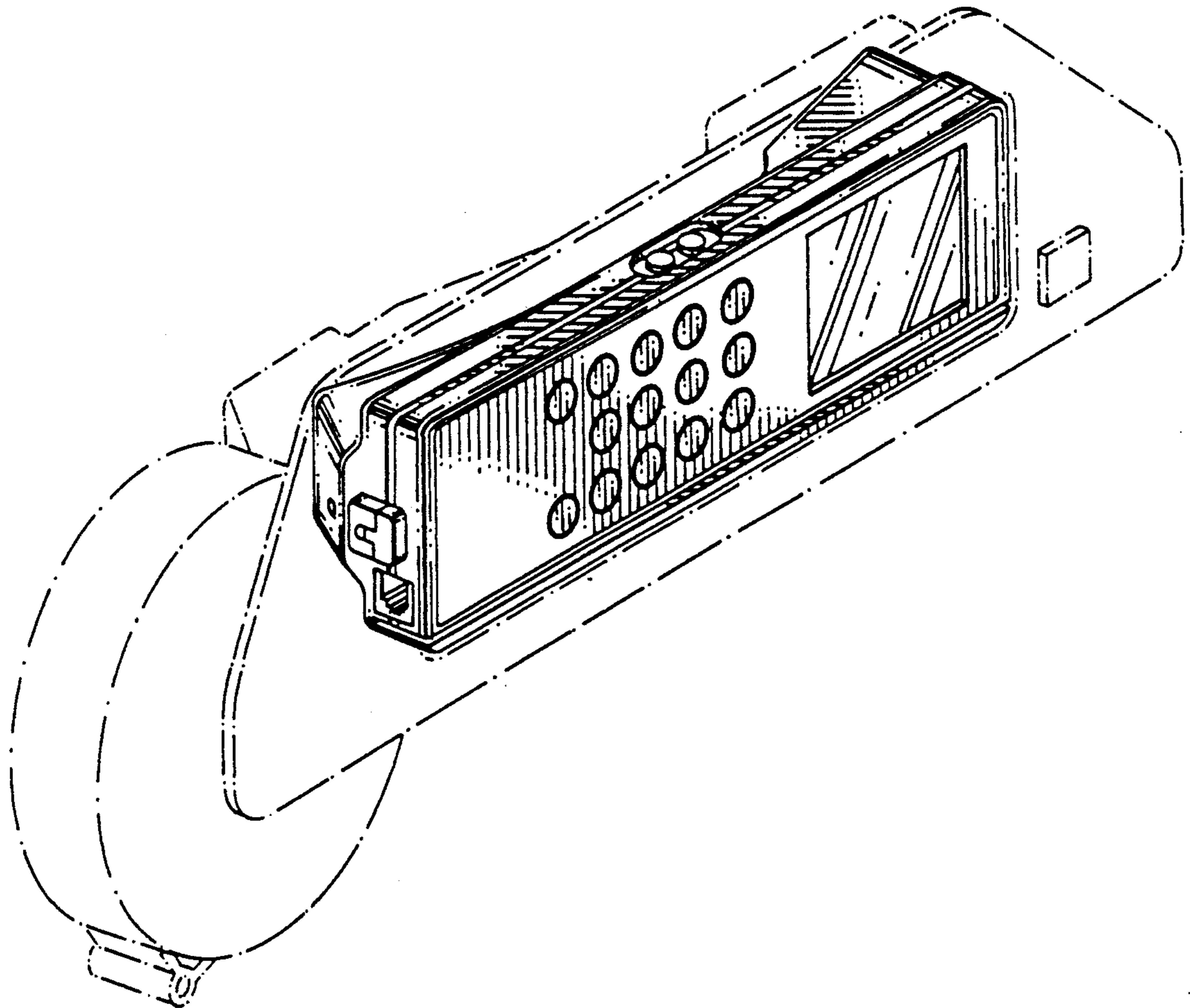
[58] Field of Search D14/137, 138, 140, 142, D14/147, 148, 240, 248; 379/58-61, 433, 440, 419, 428

FIG. 1 is a perspective view of a telephone handset showing my new design;
FIG. 2 is a reduced front elevational view;
FIG. 3 is a front elevational view;
FIG. 4 is a rear elevational view;
FIG. 5 is a top plan view;
FIG. 6 is a bottom plan view;
FIG. 7 is a left side elevational view; and,
FIG. 8 is a right side elevational view thereof.
The broken line disclosure of a telephone handset dispenser in FIG. 1 and of a telephone handset dispenser and airline seatback in FIG. 2 is for illustrative purposes only and forms no part of the claimed design.

[56] **References Cited**

U.S. PATENT DOCUMENTS

D. 280,895	10/1985	Kao	D14/148 X
D. 291,564	8/1987	Kajita	D14/138
D. 295,975	5/1988	Taylor et al.	D14/147
D. 304,939	12/1989	Sutoh	D14/138
D. 305,232	12/1989	Sutoh	D14/150 X
D. 305,652	1/1990	Tejima	D14/138



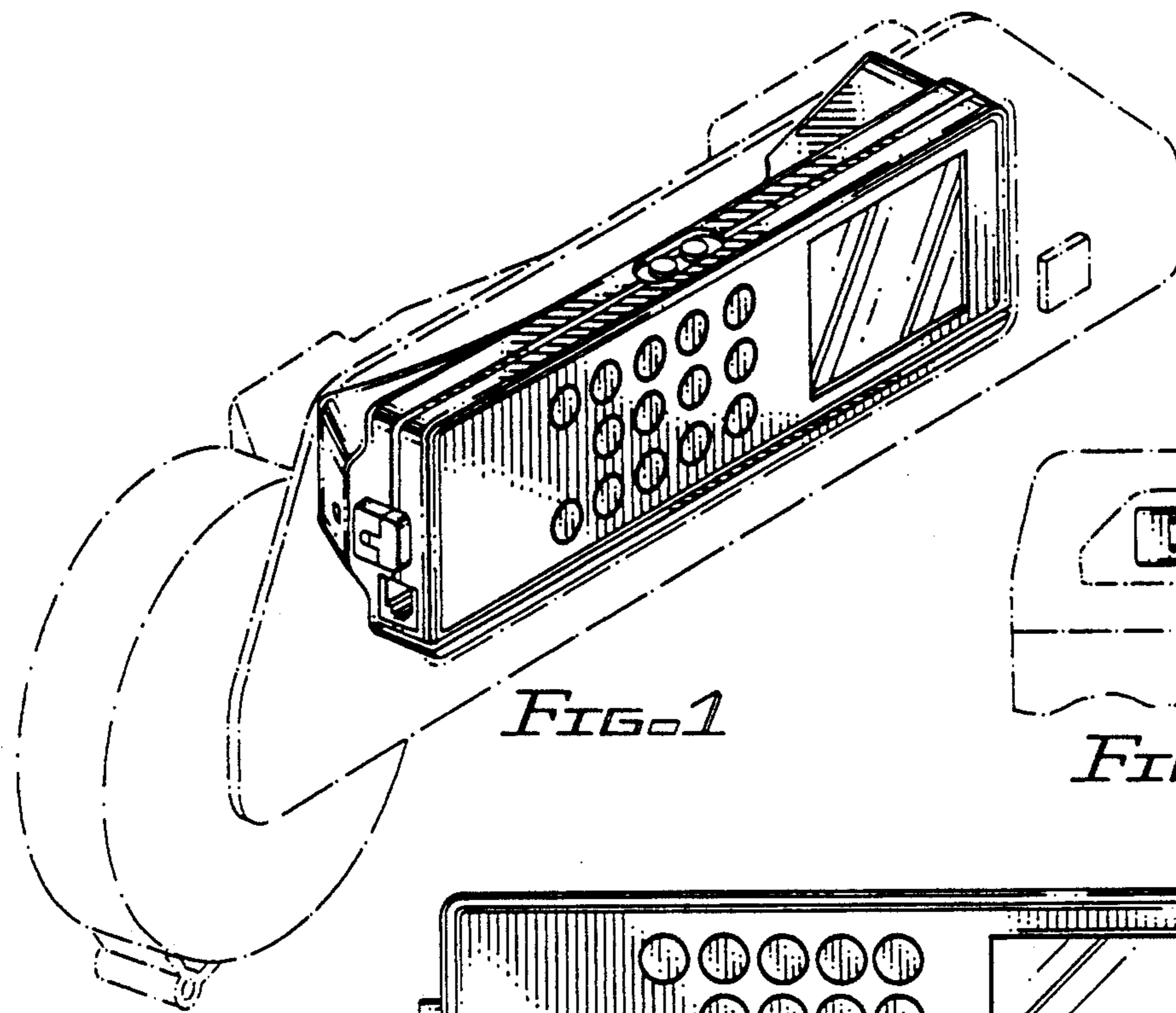


FIG. 1

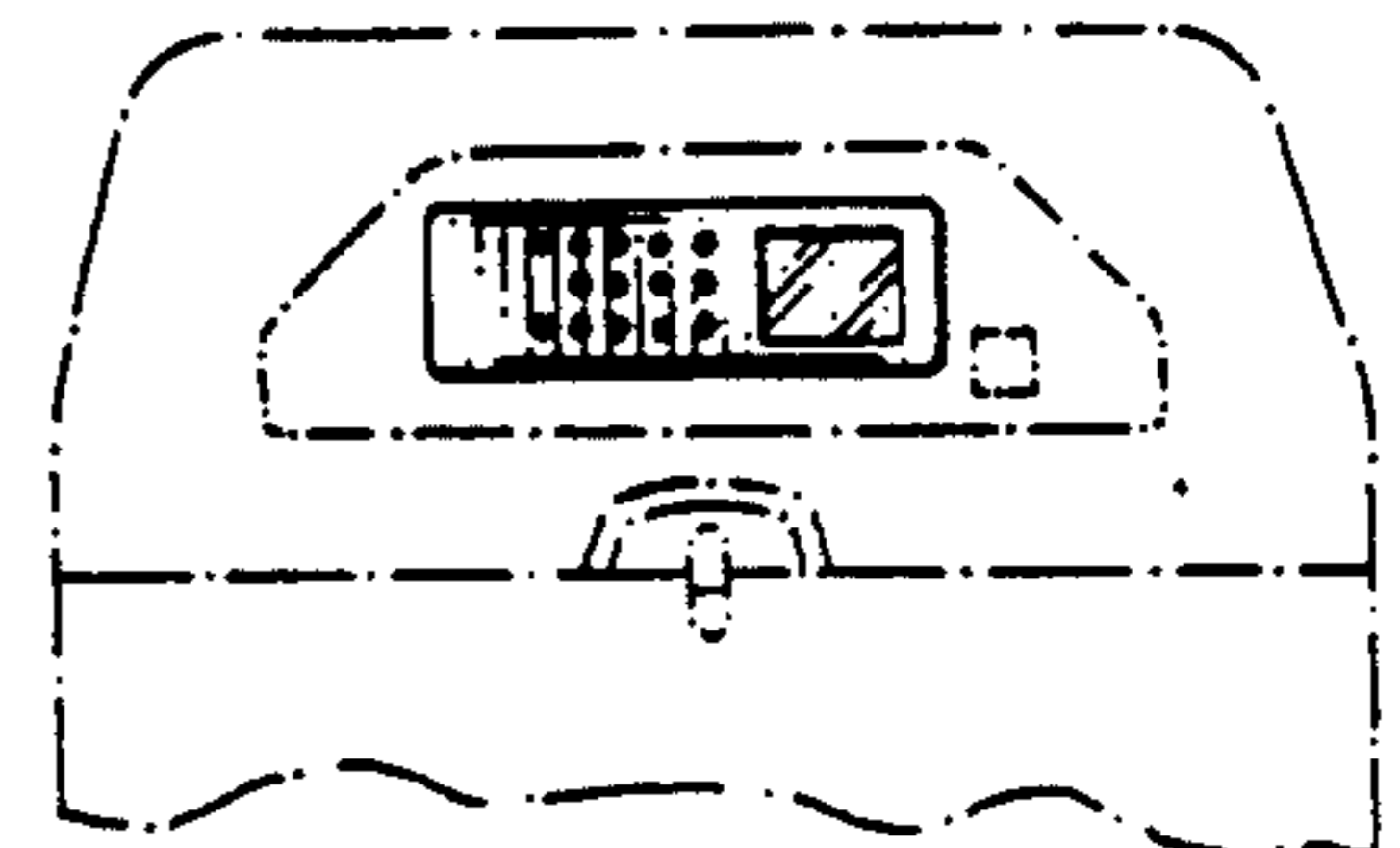


FIG. 2




FIG. 3

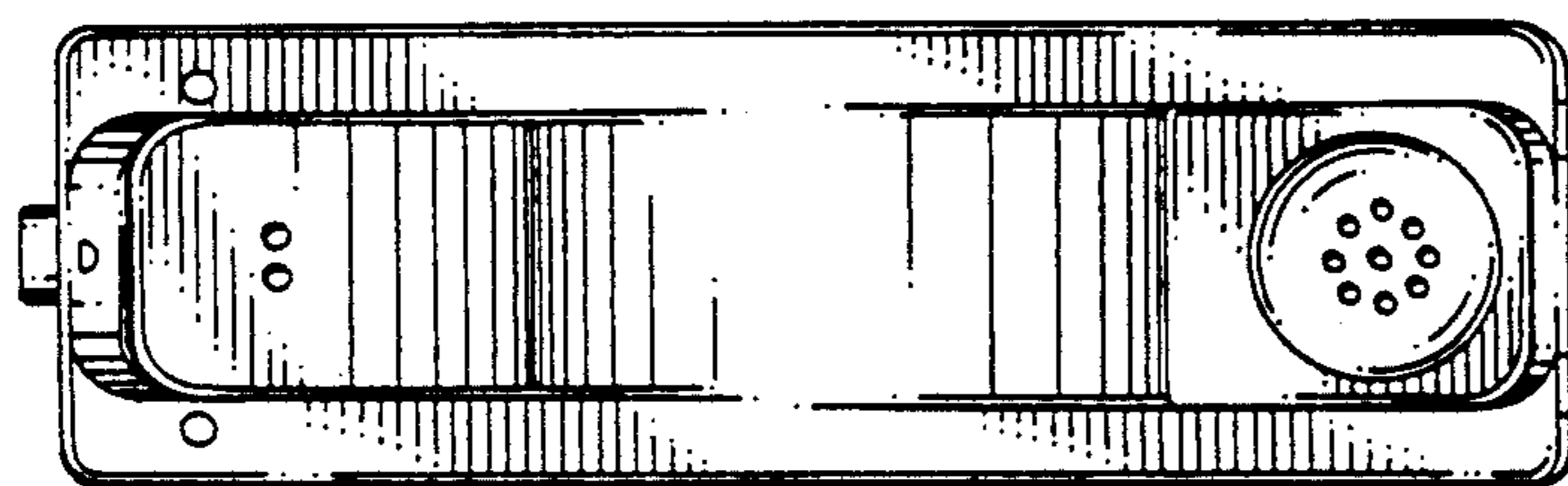


FIG. 4




FIG. 5

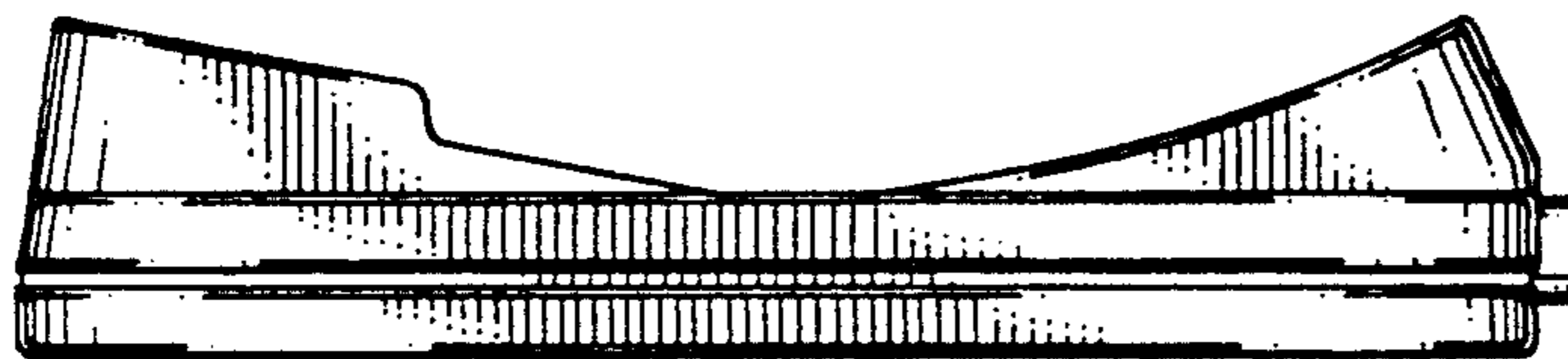


FIG. 6




FIG. 7




FIG. 8