



US00D340433S

# United States Patent [19]

Baldwin et al.

[11] Patent Number: Des. 340,433

[45] Date of Patent: \*\* Oct. 19, 1993

[54] **BICYCLE REAR SWING ARM**

[76] Inventors: **Raymond L. Baldwin**, P.O. Box 32;  
**Rodney D. Moses**, P.O. Box 475,  
 both of Selma, Oreg. 97538

[\*\*] Term: **14 Years**

[21] Appl. No.: **802,447**

[22] Filed: **Nov. 27, 1991**

[52] U.S. Cl. .... **D12/117**

[58] Field of Search ..... **D12/117, 126, 111;**  
**280/281.1, 288.1, 288.2, 288.3, 285**

D. 246,778 12/1977 Cognata ..... D12/126  
 5,217,241 6/1993 Gerven ..... 280/284

### FOREIGN PATENT DOCUMENTS

0286487 11/1990 Japan ..... 280/284  
 0286489 11/1990 Japan ..... 280/284  
 0164390 7/1991 Japan ..... 280/284

*Primary Examiner*—Wallace R. Burke  
*Assistant Examiner*—M. Brown

### [57] CLAIM

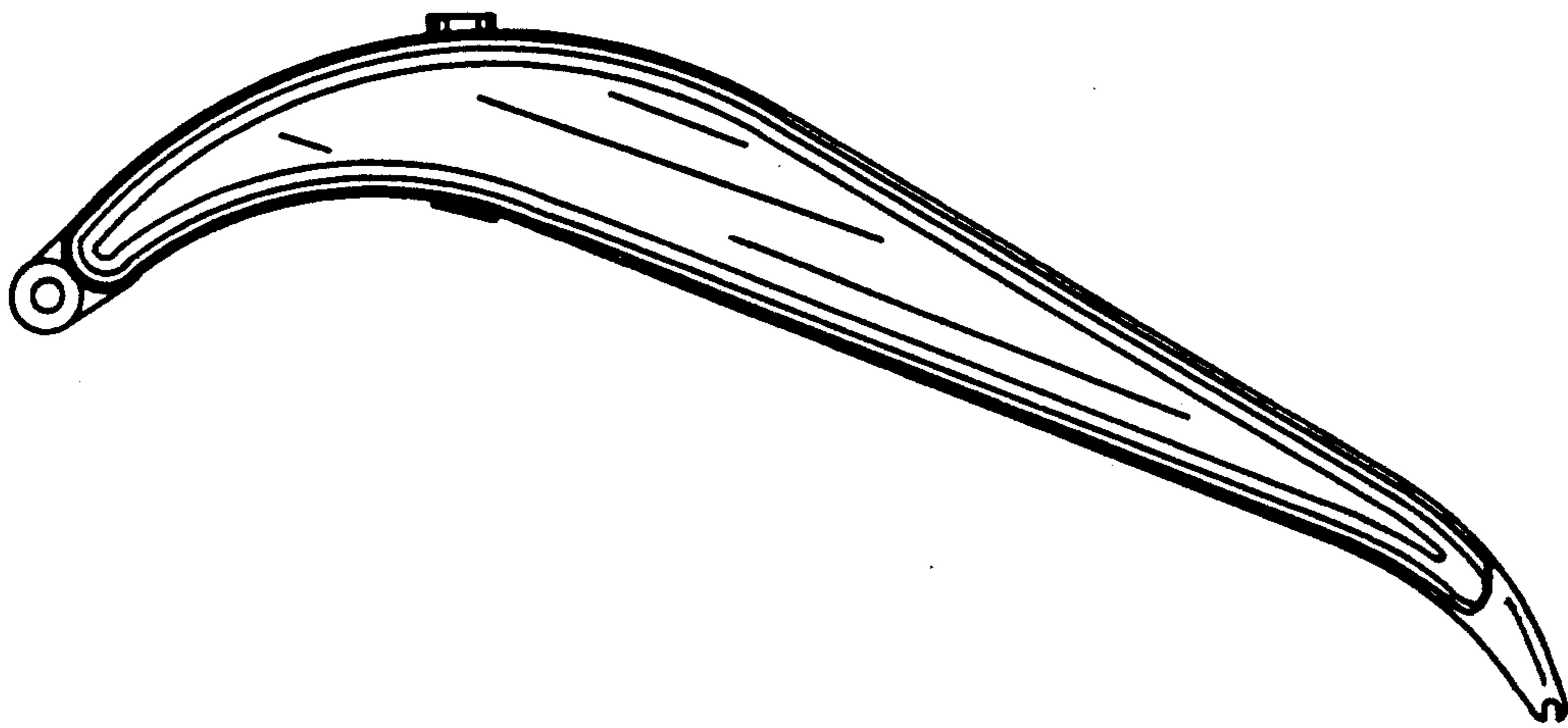
The ornamental design for a bicycle rear swing arm, as shown.

### DESCRIPTION

FIG. 1 is a top plan view of a bicycle rear swing arm showing my new design;  
 FIG. 2 is a front elevation view thereof;  
 FIG. 3 is a rear elevation view thereof;  
 FIG. 4 is a side elevation view thereof; and,  
 FIG. 5 is a bottom plan view thereof.

[56] **References Cited**  
**U.S. PATENT DOCUMENTS**

D, 99,150 3/1936 Van Doren et al. .... D12/117  
 D. 112,069 11/1938 Huffman, Jr. et al. .... D12/126  
 D. 123,575 11/1940 Schreckengost ..... D12/126  
 D. 125,586 3/1941 Huffman, Jr. .... D12/126  
 D. 157,322 2/1950 Baretta ..... D12/111  
 D. 216,574 2/1970 Purdy ..... D12/126






FIG. 1

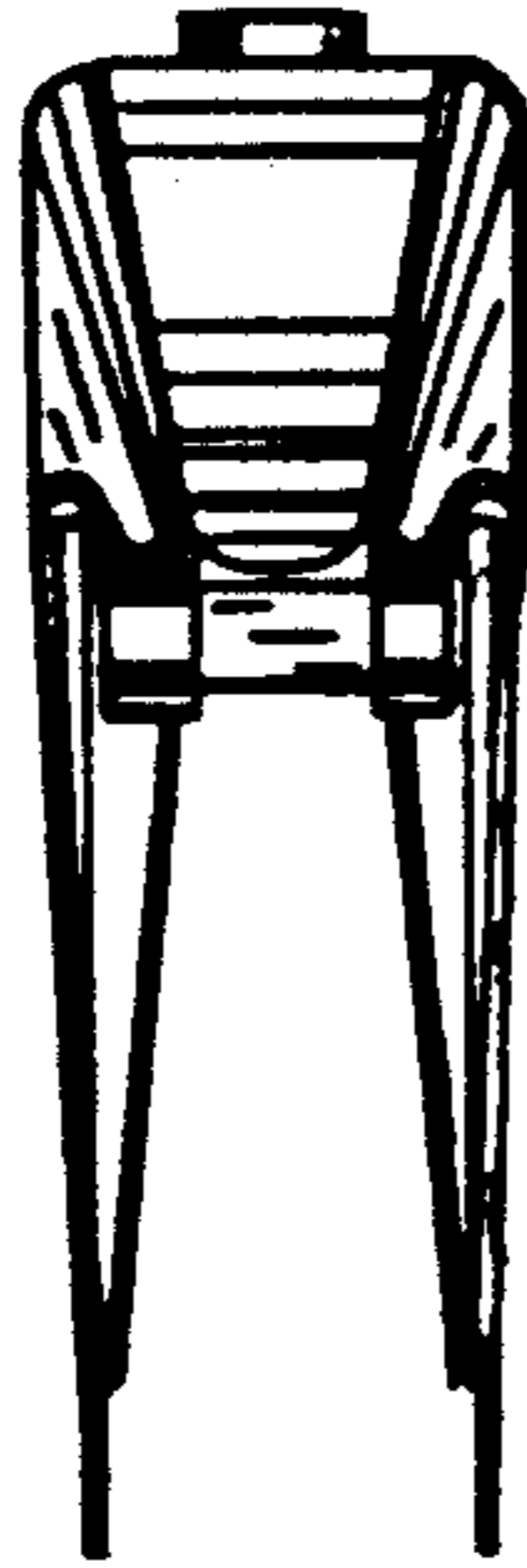


FIG. 2



FIG. 3

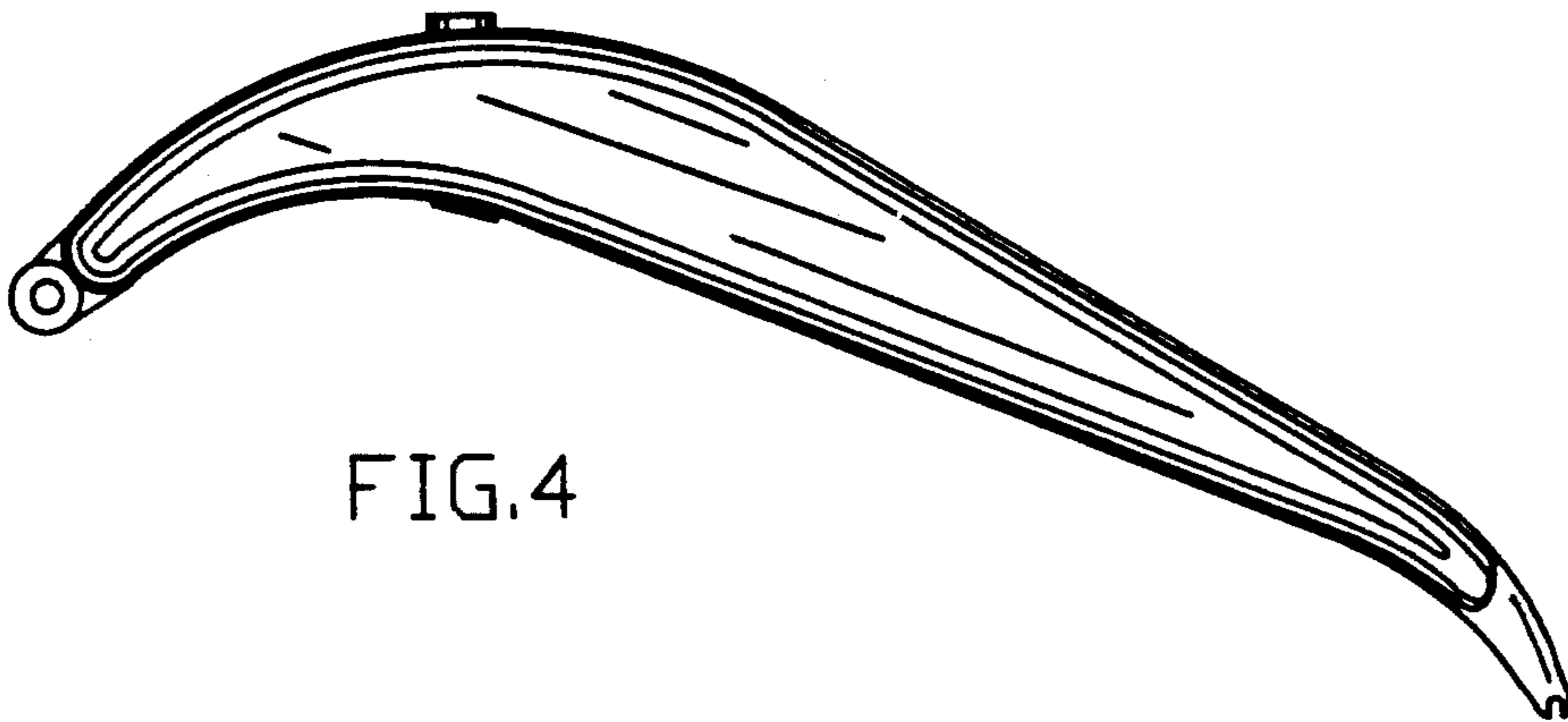


FIG. 4




FIG. 5