



US00D340422S

**United States Patent** [19]  
**Grando**

[11] **Patent Number: Des. 340,422**  
[45] **Date of Patent: \*\* Oct. 19, 1993**

[54] **JEWELRY ROPE CHAIN**

**OTHER PUBLICATIONS**

[76] **Inventor:** Stefano Grando, 1131 Alta Loma Rd.  
#501, Los Angeles, Calif. 90069

Unoaerre, May 1988, p. 133.  
Exhibit C of Oct. 22, 1990, protest letter, Model of  
Unoderre.

[\*\*] **Term:** 14 Years

*Primary Examiner*—A. Hugo Word  
*Assistant Examiner*—Ralf Seifert  
*Attorney, Agent, or Firm*—Poms, Smith, Lande & Rose

[21] **Appl. No.:** 900,527

[57] **CLAIM**

[22] **Filed:** Jun. 17, 1992

The ornamental design for a jewelry rope chain, as  
shown and described.

**Related U.S. Application Data**

**DESCRIPTION**

[63] Continuation of Ser. No. 439,512, Nov. 20, 1989, aban-  
doned.

FIG. 1 is a perspective view of one of the links of a  
jewelry rope chain showing my new design on an en-  
larged scale;

[52] **U.S. Cl.** ..... D11/93

FIG. 2 is a front elevational view thereof;

[58] **Field of Search** ..... D11/1-4,  
D11/6, 11-13, 15, 17-18, 92-93, 37-39, 86;  
63/94, 1.1, 2-11; 59/78, 80, 82, 90; D8/499

FIG. 3 is a top plan view thereof;

FIG. 4 is a bottom plan view thereof;

FIG. 5 is a side elevational view thereof;

FIG. 6 is an elevational view of the jewelry rope chain  
assembled;

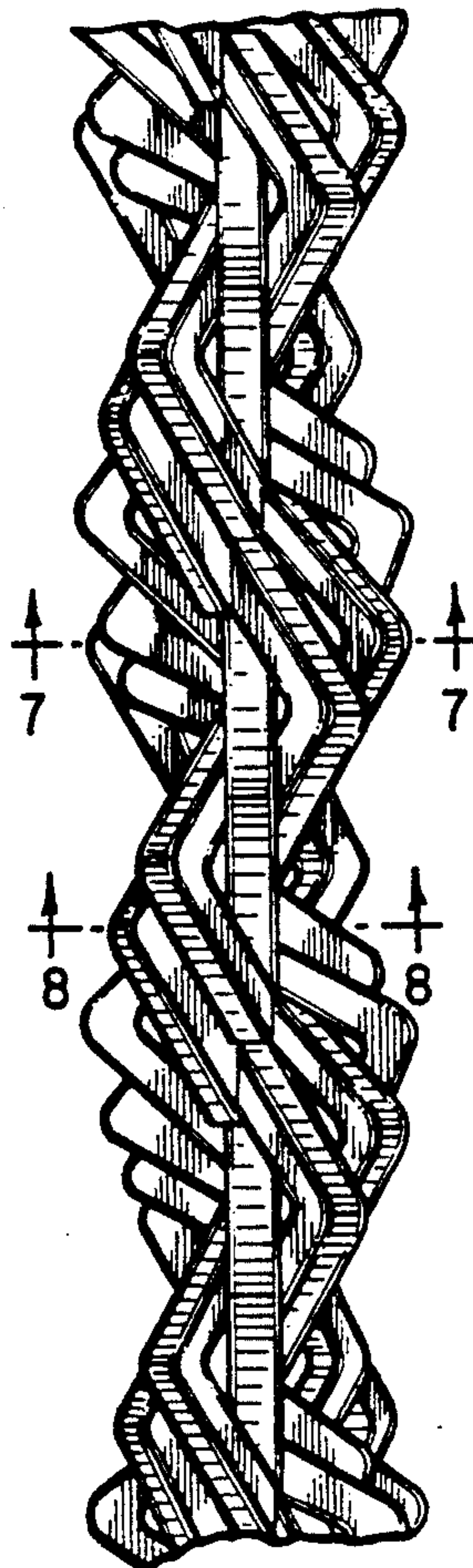
[56] **References Cited**

**U.S. PATENT DOCUMENTS**

2,418,552 4/1947 Hasendahl ..... D11/15  
2,775,093 12/1956 Kundert ..... 59/80  
4,651,517 3/1987 Benhamov et al. .... 59/80

FIG. 7 is a cross sectional view of the line 7—7 FIG. 6;  
and,

FIG. 8 is a cross sectional view on the lines 8—8 of  
FIG. 6.



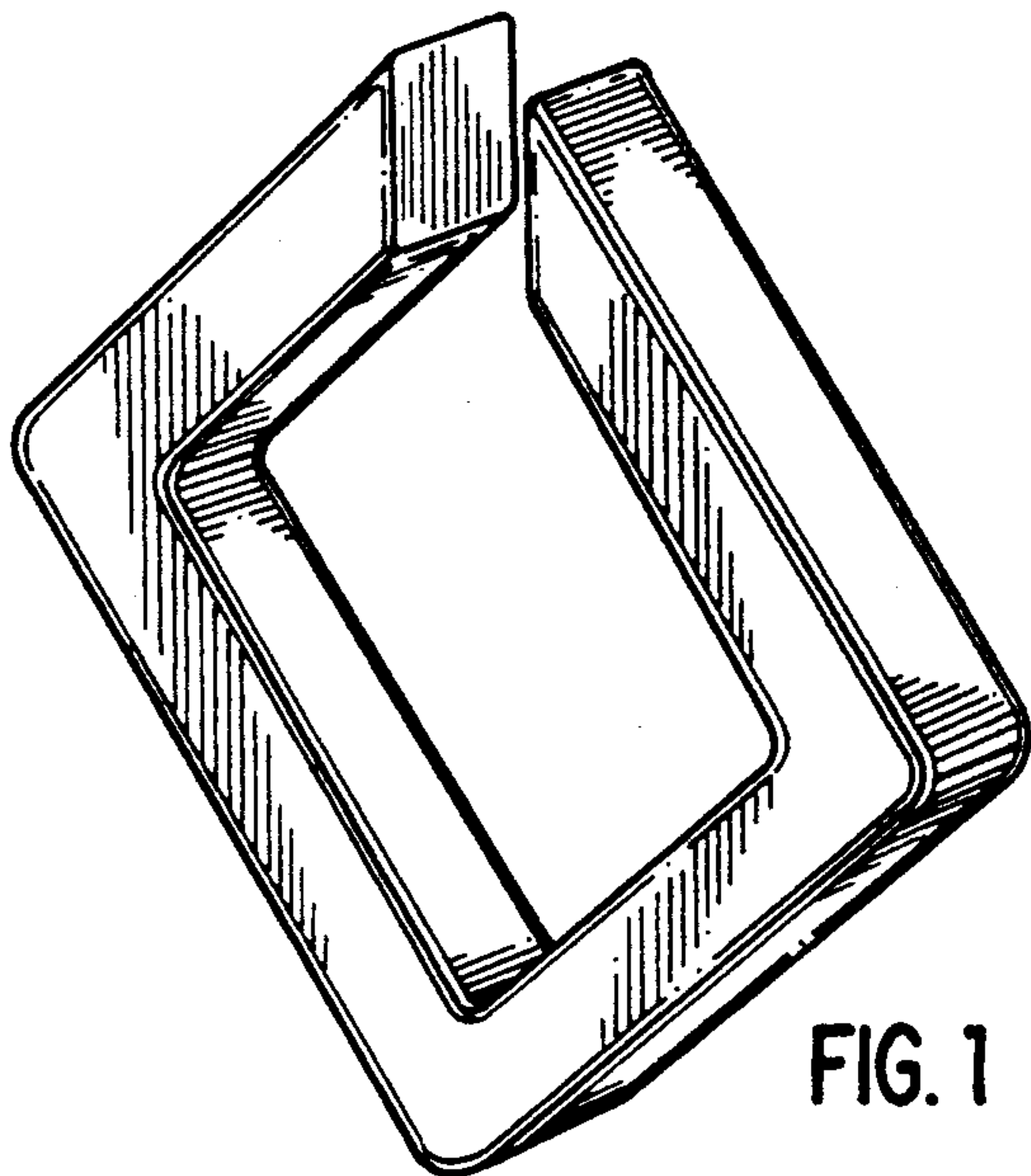


FIG. 1

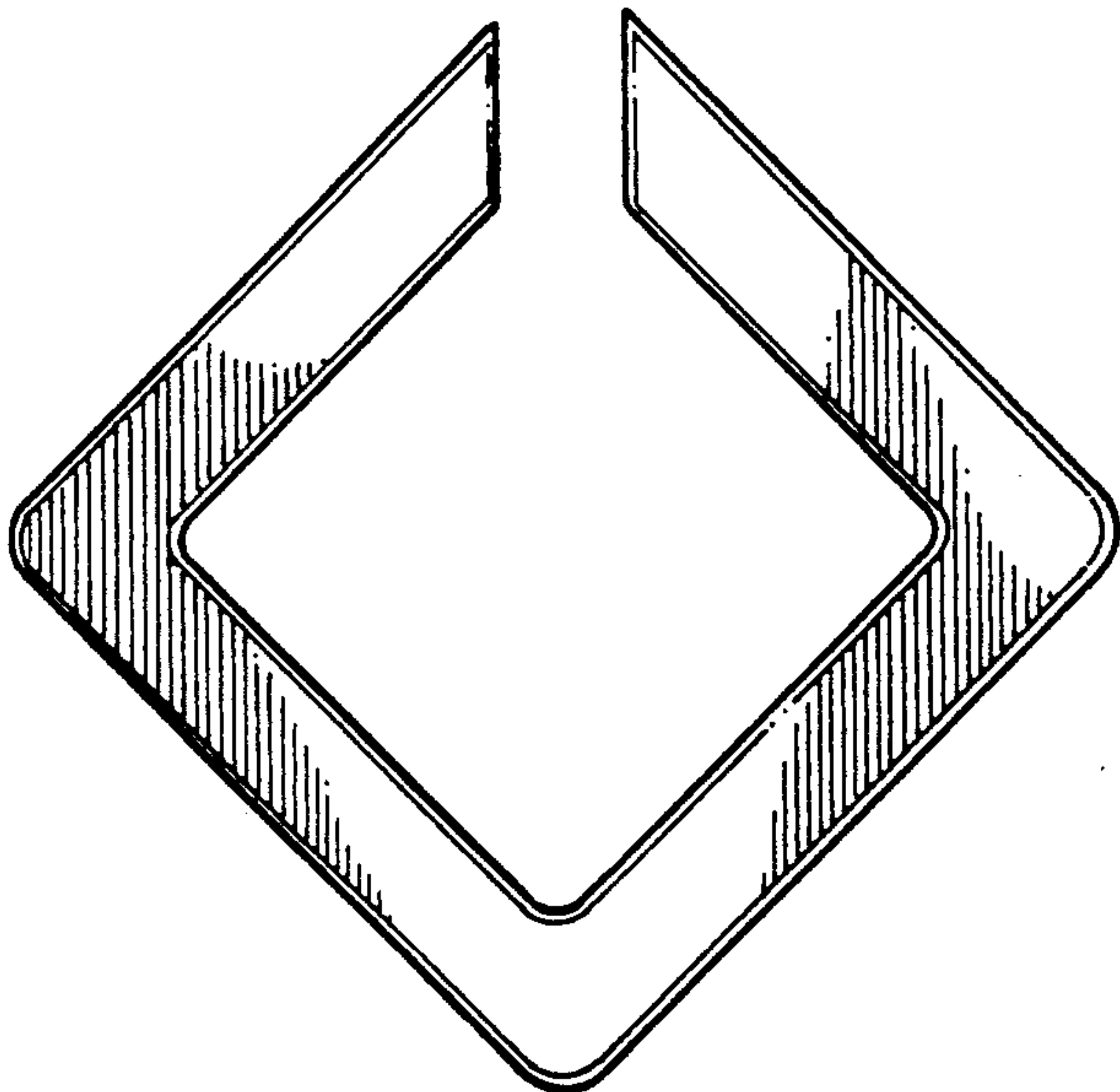


FIG. 2



FIG. 3



FIG. 4

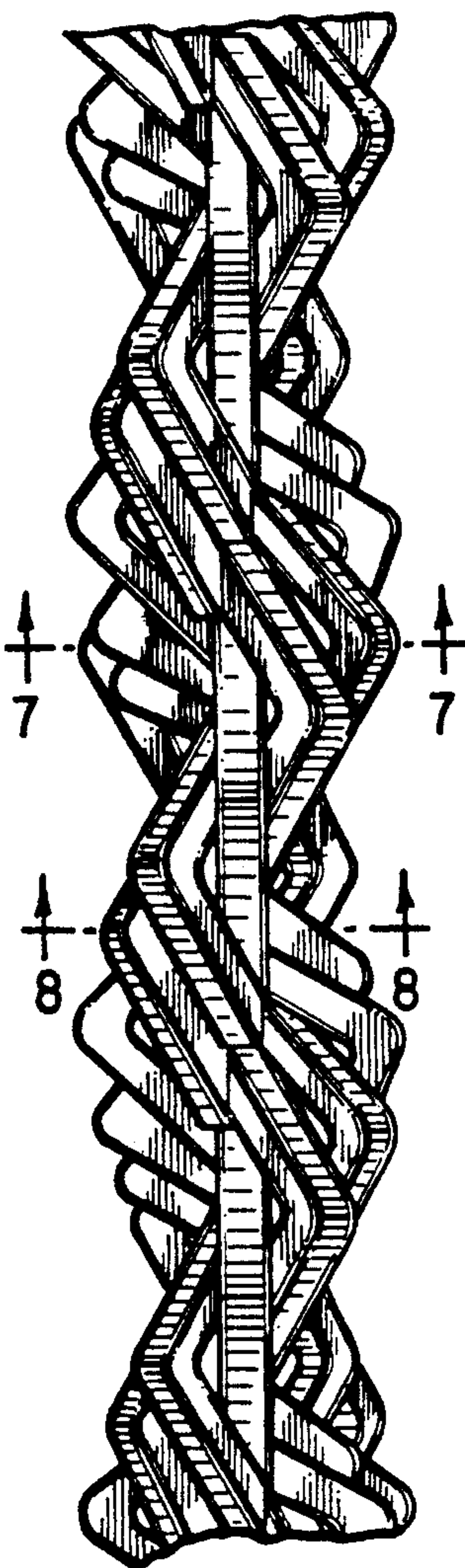


FIG. 6



FIG. 5






FIG. 7




FIG. 8