



US00D340420S

# United States Patent [19]

[11] Patent Number: **Des. 340,420**

**Duvoisin**

[45] Date of Patent: **\*\* Oct. 19, 1993**

[54] **NECKLACE**

[75] Inventor: **Claude Duvoisin**, Thönex, Switzerland

[73] Assignee: **Le Petit-Fils De L.U. Chopard & Cie S.A.**, Geneva, Switzerland

[\*\*] Term: **14 Years**

[21] Appl. No.: **770,956**

[22] Filed: **Oct. 2, 1991**

[30] **Foreign Application Priority Data**

Apr. 5, 1991 [WO] World Int. Prop. O. .... 81/5427

[52] U.S. Cl. .... **D11/7; D11/16**

[58] Field of Search ..... **D11/1-25, D11/93, 94, 56; 59/78, 78.1, 79.3-85; 63/1.1-6; 224/171, 175, 178**

[56] **References Cited**

**U.S. PATENT DOCUMENTS**

- D. 143,489 1/1946 Hobe ..... D11/56
- D. 155,450 10/1949 Pinson ..... D11/25
- D. 159,073 6/1950 Katz ..... D11/9
- D. 164,002 7/1951 Katz ..... D11/7

- D. 170,589 10/1953 Katz ..... D11/7
- D. 171,358 1/1954 Katz ..... D11/7
- 863,836 8/1907 Covell ..... 63/5.1

**OTHER PUBLICATIONS**

Speidel Cat. 1987-1988—top left p. 23.

*Primary Examiner*—A. Hugo Word

*Assistant Examiner*—R. Seifert

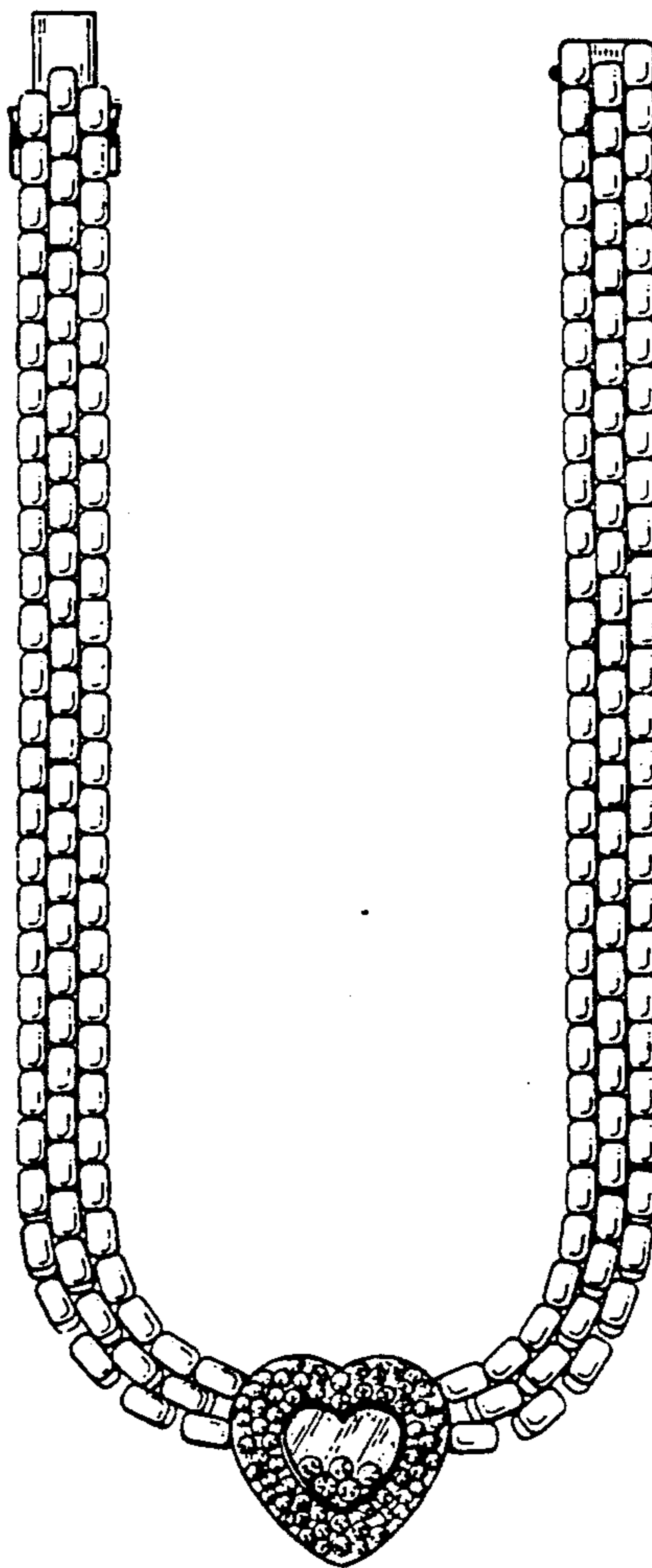
*Attorney, Agent, or Firm*—McGlew and Tuttle

[57] **CLAIM**

The ornamental design for a necklace, as shown and described.

**DESCRIPTION**

FIG. 1 is a front plan view of my new necklace design; FIG. 2 is a rear plan view of the necklace of FIG. 1; FIG. 3 is a rear end view of the necklace of FIG. 1; FIG. 4 is a front end view of the necklace of FIG. 1; FIG. 5 is a bottom view of the necklace of FIG. 1; FIG. 6 is a top view of the necklace of FIG. 1; FIG. 7 is a right partially perspective view of the necklace of FIG. 1; and, FIG. 8 is a left perspective view of the necklace of FIG. 1.



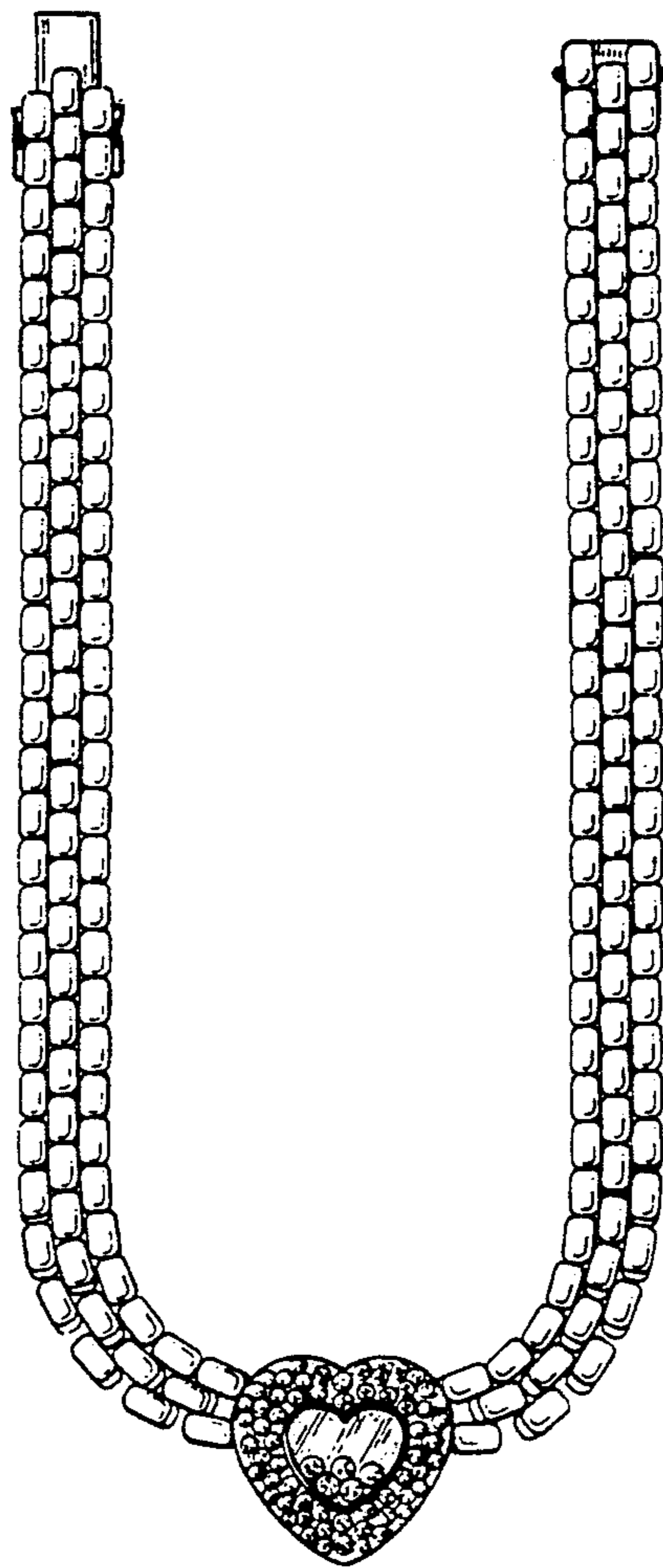


Fig. 1




Fig. 2




Fig. 3

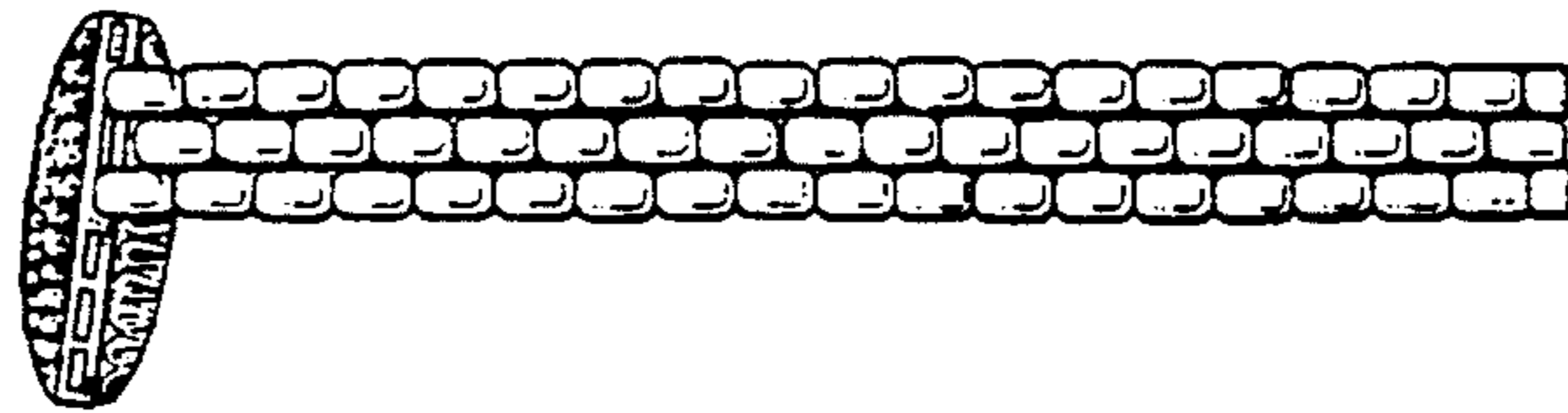


Fig. 4



Fig. 5



Fig. 6




Fig. 7




Fig. 8