



US00D340403S

United States Patent [19]

Bruner, Jr.

[11] Patent Number: Des. 340,403

[45] Date of Patent: ** Oct. 19, 1993

[54] ADJUSTABLE PICTURE HANGER

[76] Inventor: Bobby R. Bruner, Jr., 6330 Laurel La., Placerville, Calif. 95667

[**] Term: 14 Years

[21] Appl. No.: 796,228

[22] Filed: Nov. 22, 1991

[52] U.S. Cl. D8/373; D8/355

[58] Field of Search D8/355, 373; D6/303, D6/300, 312; 248/217.3, 493, 300, 460, 477, 496

3,360,229	12/1967	Beyer	248/496
4,557,455	12/1985	Benjamin	248/496
4,568,055	2/1986	Klitzky	248/477 X
4,871,140	10/1989	Hoskinson et al.	248/477 X

Primary Examiner—Wallace R. Burke
Assistant Examiner—H. Baynham
Attorney, Agent, or Firm—Hugh E. Smith

[57] CLAIM

The ornamental design for a adjustable picture hanger, as shown and described.

[56] References Cited

U.S. PATENT DOCUMENTS

D. 220,071	3/1971	LeVett, Jr. et al.	D20/43
D. 262,687	1/1982	Collet	D8/355
D. 275,867	10/1984	Lazzara et al.	D20/43
2,696,962	12/1954	Goss	248/477
2,740,603	4/1956	Wofford	248/496 X
2,879,018	3/1959	Pence	248/477 X
3,063,666	11/1962	Morrison	248/496

DESCRIPTION

FIG. 1 is a front elevational view of the adjustable picture hanger showing my new design; FIG. 2 is a rear elevational view thereof; FIG. 3 is a left side elevational view thereof; FIG. 4 is a right side elevational view thereof; FIG. 5 is a top plan view thereof; FIG. 6 is a bottom plan view thereof; and, FIG. 7 is an exploded isometric view thereof.





FIG. 1




FIG. 2




FIG. 3



FIG. 4



FIG. 5



FIG. 6



FIG. 7

