



US00D340360S

United States Patent [19]

[11] Patent Number: Des. 340,360

Strugarevic et al.

[45] Date of Patent: ** Oct. 19, 1993

[54] CHAIR

[76] Inventors: **Radovan Strugarevic; Tomi Strugarevic**, both of c/o Mr. William Dransfield, 214 Stoneway La., Merion Station, Pa. 19066

[**] Term: 14 Years

[21] Appl. No.: 736,815

[22] Filed: Jul. 29, 1991

[30] Foreign Application Priority Data

Mar. 8, 1991 [AU] Australia 669/91

[52] U.S. Cl. D6/363; D6/380

[58] Field of Search D6/334, 363, 369, 370, D6/374, 376, 379, 380, 500, 501, 502; 297/445, 446

[56] References Cited

U.S. PATENT DOCUMENTS

- D. 179,505 1/1957 Armbruster D6/363
- D. 189,348 11/1960 Lubberts et al. D6/380
- D. 191,305 9/1961 Grosskopf D6/380 X
- D. 205,658 9/1966 Muller D6/374

- D. 208,976 10/1967 Moecki D6/374
- D. 286,825 11/1986 Rougier D6/363
- D. 331,326 12/1992 Bennett D6/379

OTHER PUBLICATIONS

Illums Bolighus, May 1961, p. 13, Chair #34180 at left. Domus, Jan. 1988, Chair at top right.

Primary Examiner—Alan P. Douglas
Assistant Examiner—Gary D. Watson
Attorney, Agent, or Firm—John S. Child, Jr.

[57] CLAIM

The ornamental design for a chair, as shown and described.

DESCRIPTION

FIG. 1 is a perspective view of a chair showing the new design;
FIG. 2 is a top plan view thereof;
FIG. 3 is a bottom plan view thereof;
FIG. 4 is a left side elevational view thereof, the right side elevational view being identical;
FIG. 5 is a front elevational view thereof; and,
FIG. 6 is a rear elevational view thereof.






FIG. 2




FIG. 3




FIG. 1




FIG. 4




FIG. 5

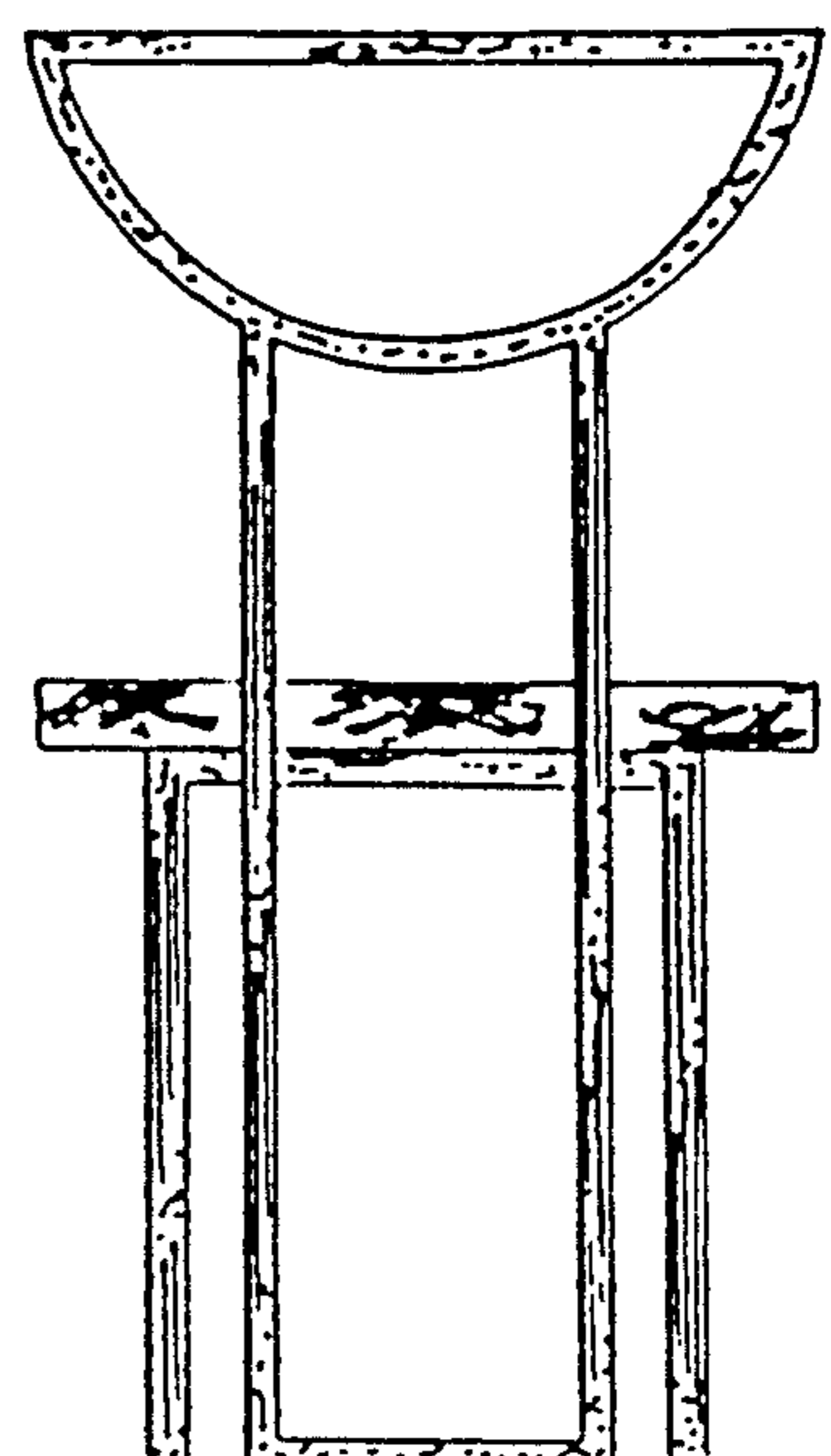


FIG. 6