



US00D340324S

United States Patent [19]

[11] Patent Number: **Des. 340,324**

Lashoones et al.

[45] Date of Patent: **** Oct. 12, 1993**

[54] **ADJUSTABLE HORSE HALTER**

[76] Inventors: **Dianne C. Lashoones**, Water Tower Farm, P.O. Box 225; **Cheryl A. Bell**, 371 New Discovery Rd.; **Melody C. Nunn**, R.R. #1, Box 761, all of Marshfield, Vt. 05658

[**] Term: **14 Years**

[21] Appl. No.: **828,487**

[22] Filed: **Jan. 30, 1992**

[52] U.S. Cl. **D30/134**

[58] Field of Search 54/24, 6.1, 6.2;
119/96; D30/134, 136

[56] **References Cited**

U.S. PATENT DOCUMENTS

258,543	5/1882	Barnard	54/24
896,164	8/1908	Schreiter	54/24
1,124,054	1/1915	Meyer	54/6.1
1,532,853	4/1925	Aguilar	54/24
1,556,362	10/1925	Silbert	54/24
4,566,255	1/1986	DeGroot	54/24
5,174,097	12/1992	Muratore	54/6.1

FOREIGN PATENT DOCUMENTS

8167	11/1977	Canada	54/24
34377	4/1925	Denmark	54/24
876417	8/1961	United Kingdom	54/24

OTHER PUBLICATIONS

Scheffer & Possum Co. Catalog No. 14-1915; Jan. 5, 1935, p. 322; item No. 251 Hand Riveted Halter.

Primary Examiner—A. Hugo Word
Assistant Examiner—Cathy Anne MacCormac
Attorney, Agent, or Firm—Thomas N. Neiman

[57] **CLAIM**

The ornamental design for an adjustable horse halter, as shown and described.

DESCRIPTION

FIG. 1 is a side (either) elevational view of the novel adjustable horse halter;
FIG. 2 is a rear elevational view thereof;
FIG. 3 is a front elevational view thereof;
FIG. 4 is a top plan view thereof;
FIG. 5 is a bottom plan view thereof; and,
FIG. 6 is a perspective view of the novel adjustable horse halter in position on a horse.
The broken lines are for purposes of illustration only and form no part of the claimed design.




FIG. 4


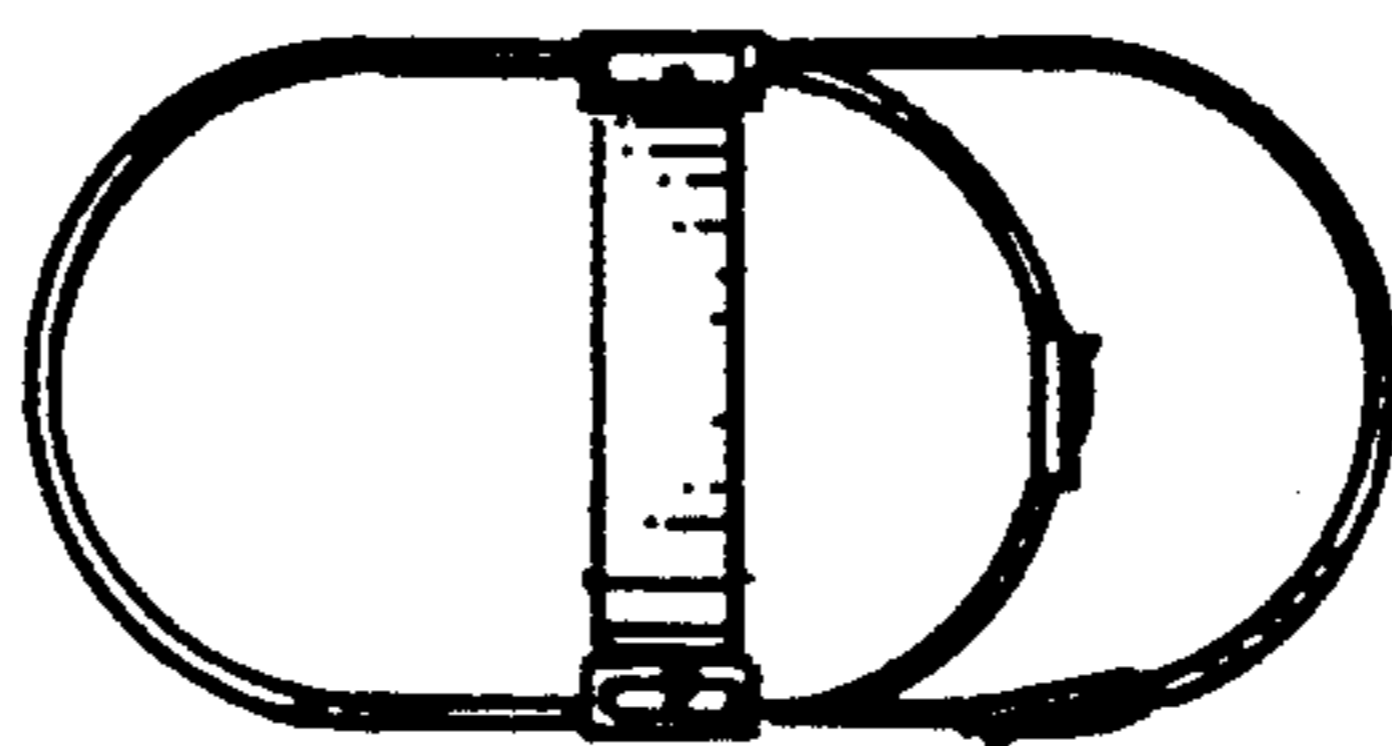


FIG. 3

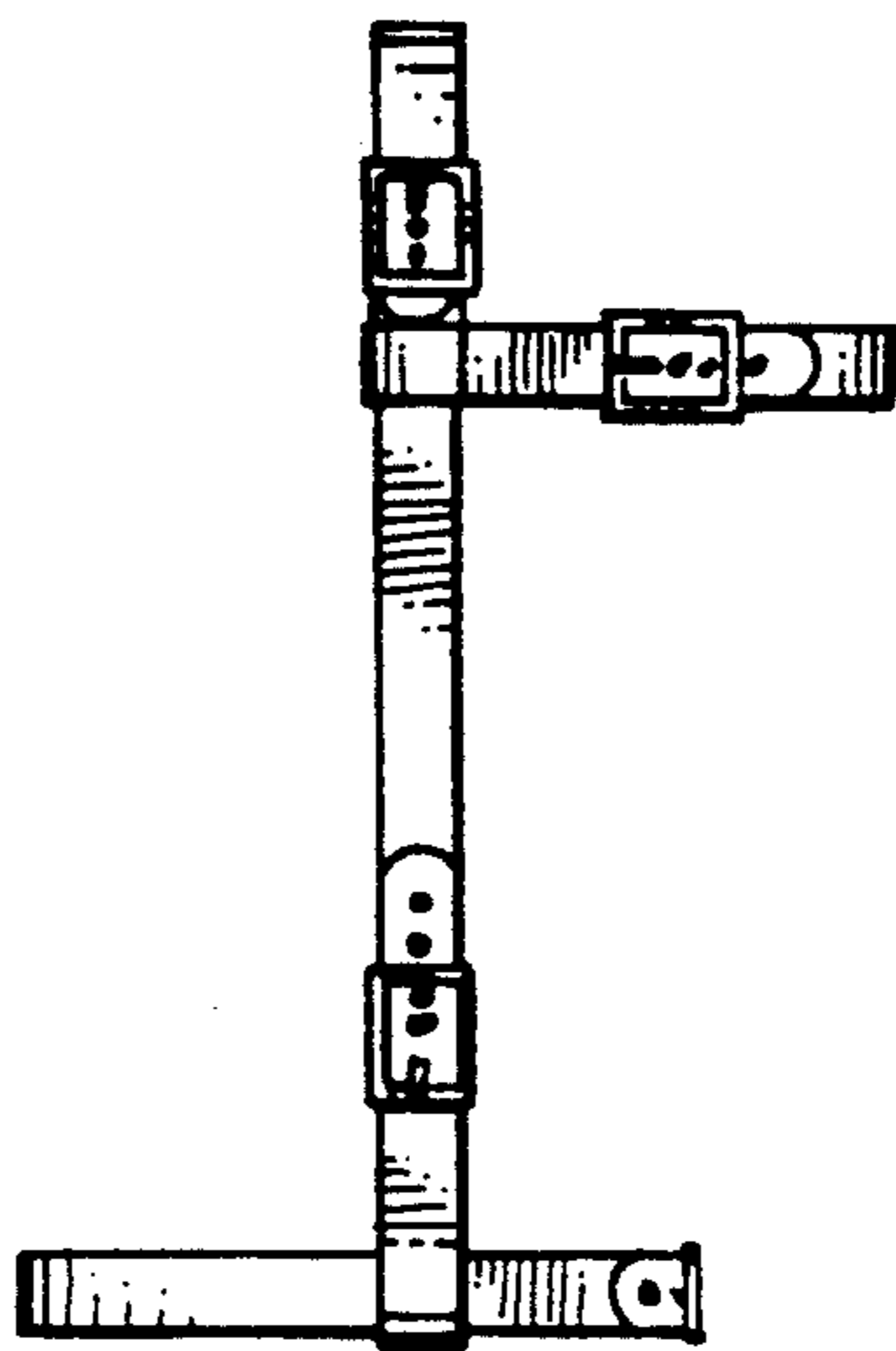


FIG. 1




FIG. 2

FIG. 6




FIG. 5

