



US00D340301S

United States Patent [19]

[11] Patent Number: **Des. 340,301**

Evans et al.

[45] Date of Patent: **** Oct. 12, 1993**

[54] **TRANSLUCENT-TOP LIGHT TABLE**

[76] Inventors: **Marjorie L. Evans; John R. Evans,**
both of 25725 N. Player Dr.,
Valencia, Calif. 91355

[**] Term: **14 Years**

[21] Appl. No.: **810,919**

[22] Filed: **Dec. 20, 1991**

[52] U.S. Cl. **D26/58; D6/484**

[58] Field of Search **D6/480-489,**
D6/495, 496, 498, 499, 406, 349-352; 108/50,
161; D26/58; 362/44, 97

[56] **References Cited**

U.S. PATENT DOCUMENTS

D. 200,584	3/1965	Krone	D6/485
D. 215,858	11/1969	Hamilton et al.	D6/485
D. 221,072	7/1971	Arenhold	D6/349
D. 239,672	4/1976	Adkinson	D6/484

D. 268,234	3/1983	Claman	D6/349
D. 315,974	4/1991	Steiner	D6/406 X
2,935,598	5/1960	Dempsey	362/97
3,867,624	2/1975	Joella et al.	362/97 X

Primary Examiner—Nelson C. Holtje
Assistant Examiner—J. E. Seeger
Attorney, Agent, or Firm—Kelly, Bauersfeld & Lowry

[57] **CLAIM**

The ornamental design for a translucent-top light table, as shown and described.

DESCRIPTION

FIG. 1 is a top, front and right side perspective view of a translucent-top light table embodying our new design; FIG. 2 is a front elevational view thereof, the rear elevational view being a mirror image; FIG. 3 is a left side elevational view thereof, the right side elevational view being a mirror image; FIG. 4 is a top plan view thereof; and, FIG. 5 is a bottom plan view thereof.




FIG. 1





FIG. 2




FIG. 3

FIG. 4

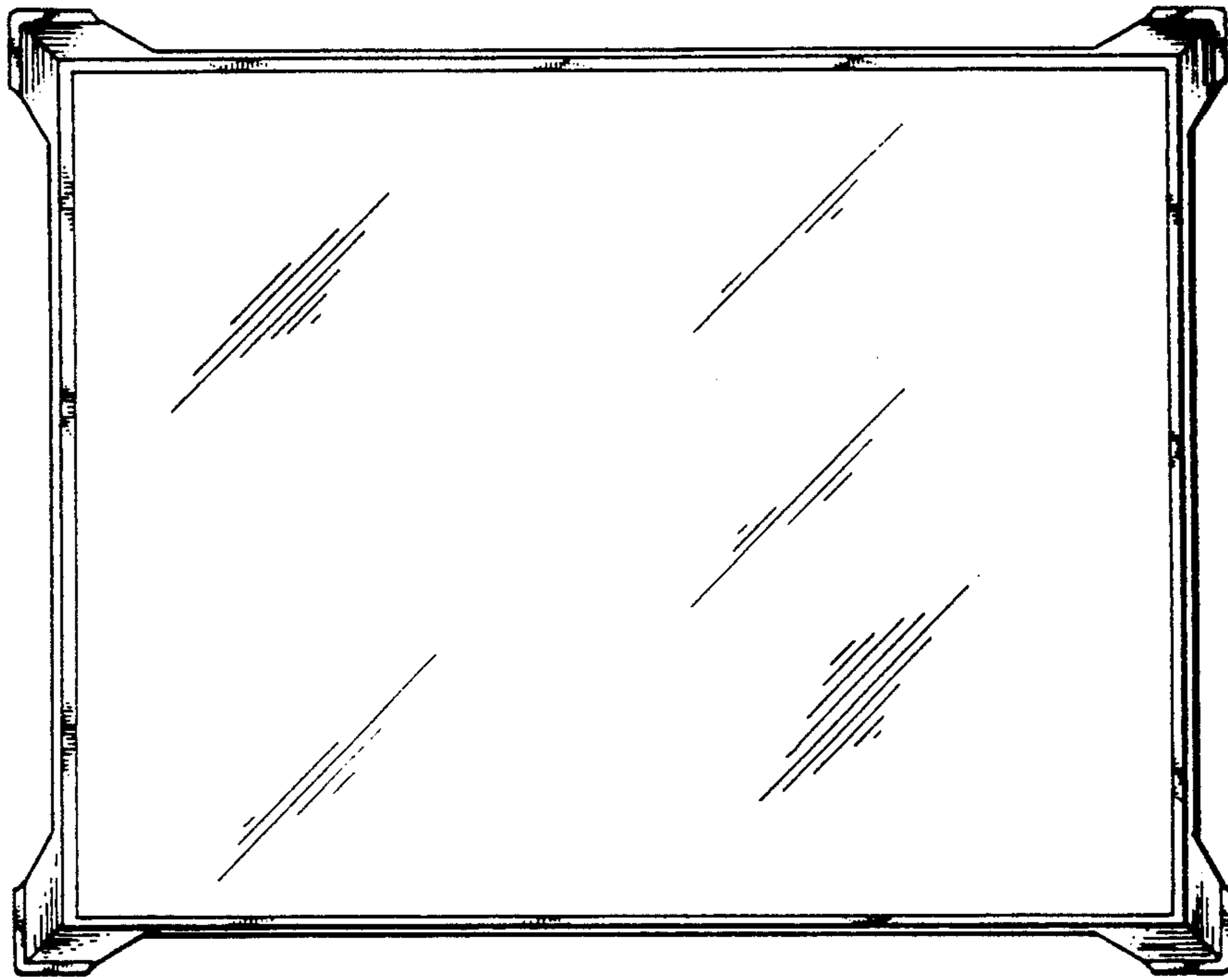


FIG. 5

