



US00D340297S

United States Patent [19]

[11] Patent Number: **Des. 340,297**

Hanson

[45] Date of Patent: **** Oct. 12, 1993**

[54] **CHRISTMAS CANDLE HOLDER**

44074 1/1965 German Democratic
Rep. 431/294

[76] Inventor: **William J. Hanson, 376
Wataquadock Hill Rd., Bolton,
Mass. 01740**

Primary Examiner—Susan J. Lucas
Attorney, Agent, or Firm—John E. Toupal; Harold G.
Jarcho

[**] Term: **14 Years**

[57] **CLAIM**

[21] Appl. No.: **481,348**

The original design for a christmas candle holder, sub-
stantially as shown and described.

[22] Filed: **Apr. 1, 1983**

[52] U.S. Cl. **D26/9**

[58] Field of Search **D26/5-23;
431/288-297; 102/343; 362/161, 162, 163, 392,
396, 810; D11/143, 144, 145, 146, 147, 148, 152,
153**

DESCRIPTION

[56] **References Cited**

U.S. PATENT DOCUMENTS

D. 267,620	1/1983	Efron	D7/102
2,269,589	1/1942	Kaufman	362/806 X
2,526,863	10/1950	Gilliam	D7/102 X
4,148,258	4/1979	Powers	248/250 X

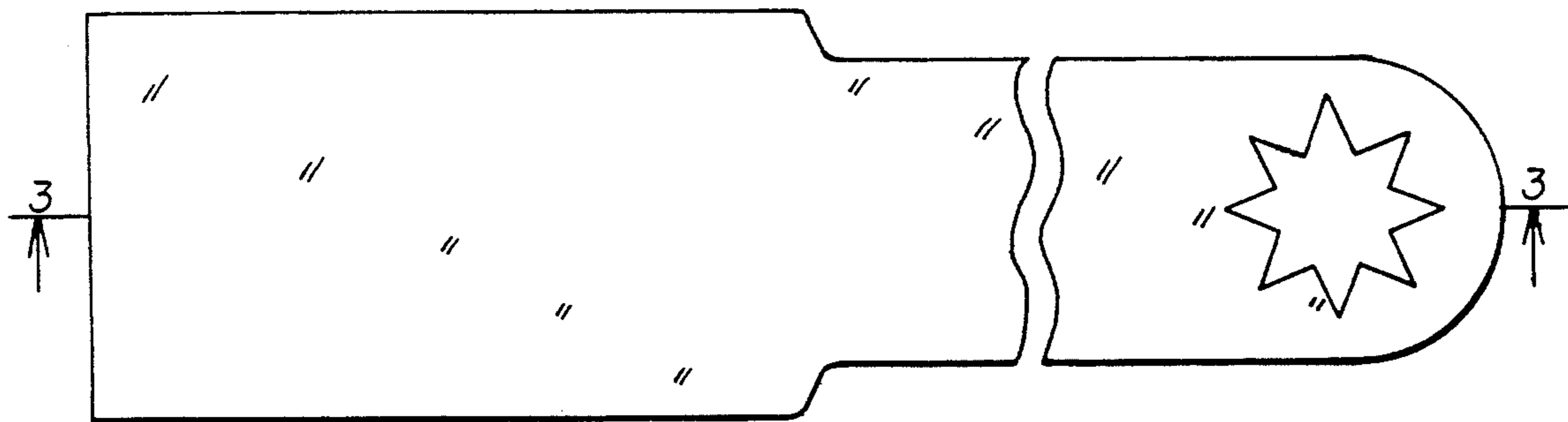
FIG. 1 is a top plan view of a christmas candle holder
showing my new design;
FIG. 2 is a side elevational view thereof;
FIG. 3 is a cross-sectional view thereof taken along line
3—3 of FIG. 1;
FIG. 4 is a top plan view of a second embodiment of my
design; and,
FIG. 5 is a cross-sectional view thereof taken along line
5—5 of FIG. 4.

FOREIGN PATENT DOCUMENTS

300326 9/1916 Fed. Rep. of Germany 431/289

The holder is broken away in all figures to indicate
indeterminate length.

The candle is shown in broken lines in FIGS. 3 and 5 for
illustrative purposes only.



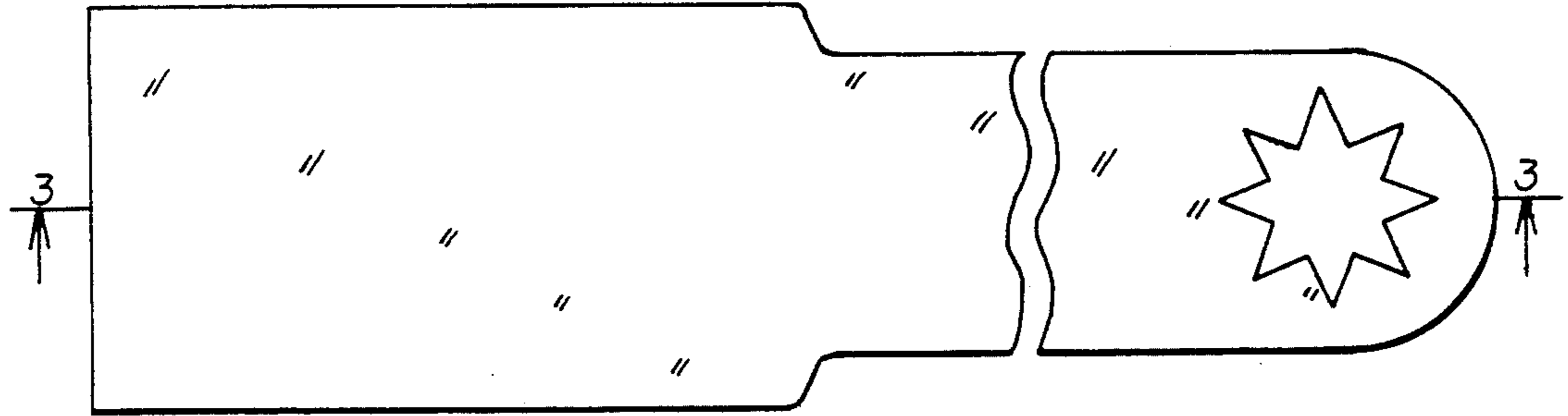


FIG. 1



FIG. 2




FIG. 3

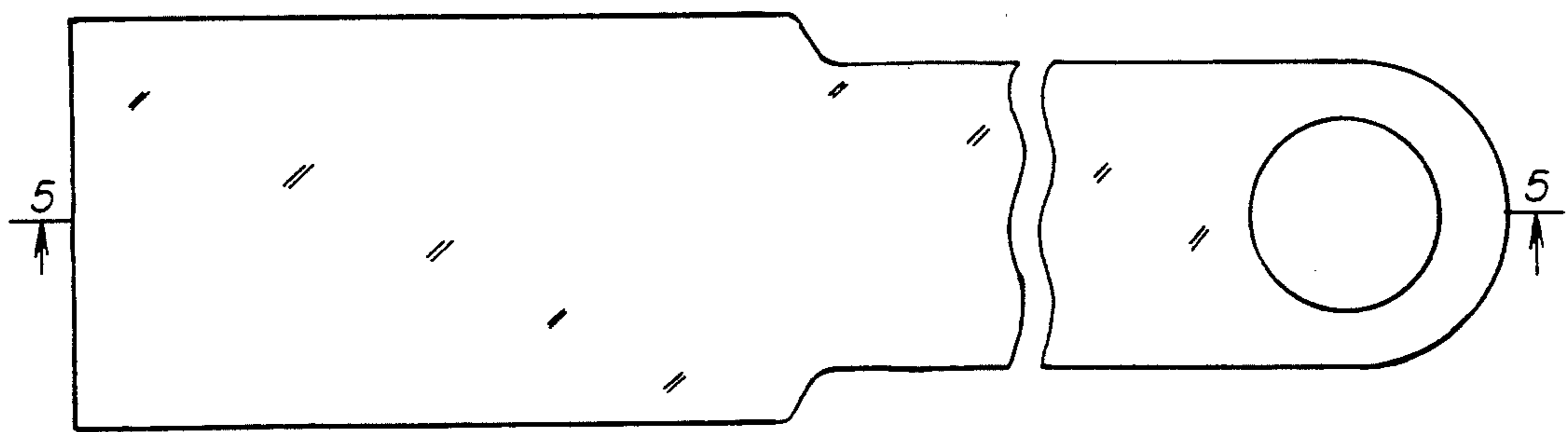


FIG. 4

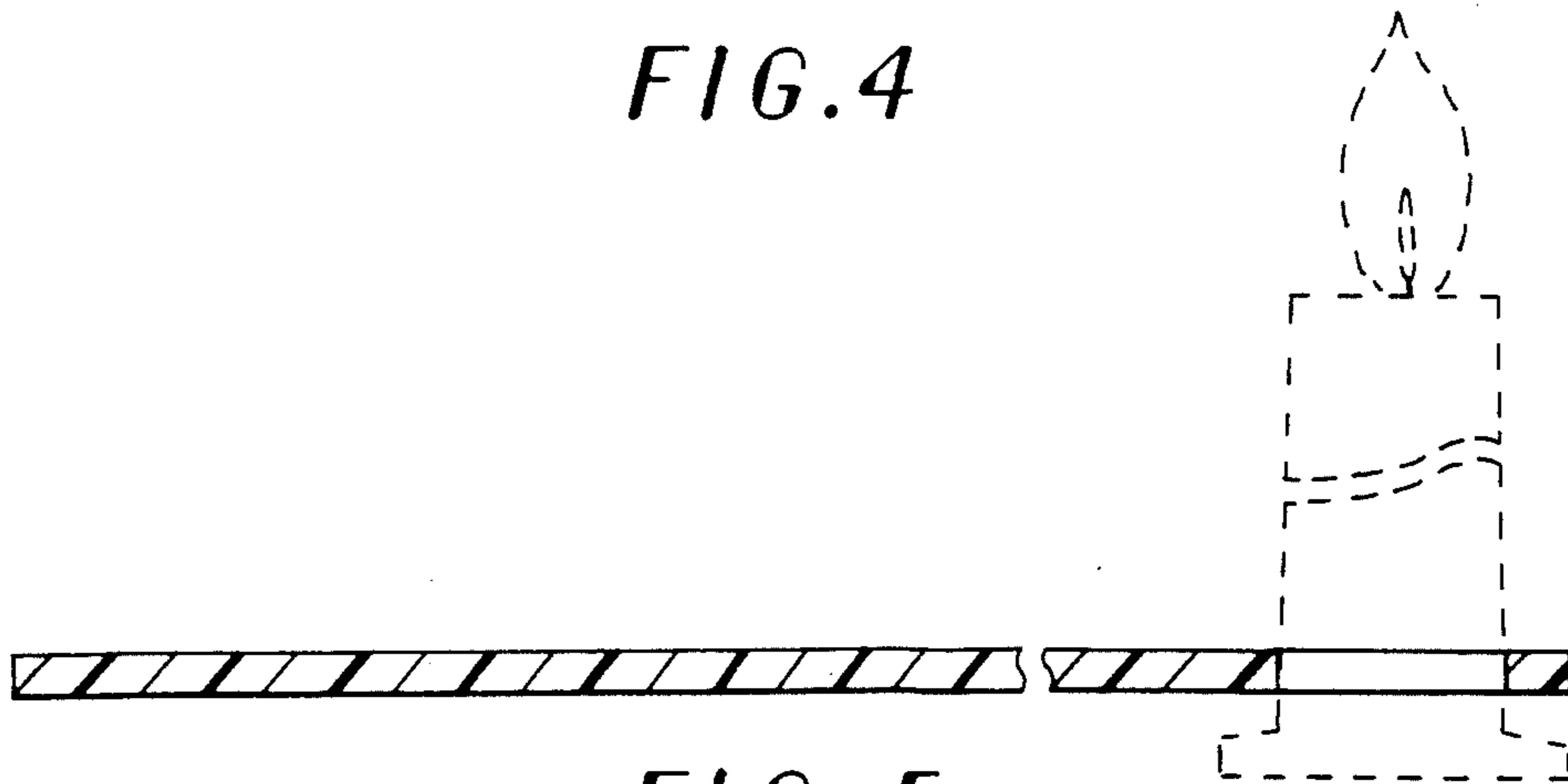


FIG. 5