



US00D340295S

# United States Patent [19]

[11] Patent Number: **Des. 340,295**

**Beauchamp**

[45] Date of Patent: **\*\* Oct. 12, 1993**

[54] **LAMP BULB WITH INTERNAL SOUND  
EMITTER ACTUATED BY ENERGIZED  
LAMP**

2,021,062	11/1935	Helmbright	.....	340/641	X
2,060,637	11/1936	Reid et al.	.....	340/641	X
2,428,441	10/1947	Waters	.....	340/641	X
3,515,930	6/1970	Walsh et al.	.....	313/316	
4,539,505	9/1985	Riseberg	.....	313/315	

[76] Inventor: **Edgar O. Beauchamp**, Oviedo St. #63  
Belmonte, Mayaguez, P.R. 00708

*Primary Examiner*—Susan J. Lucas  
*Attorney, Agent, or Firm*—Terry M. Gernstein

[\*\*] Term: **14 Years**

[57] **CLAIM**

[21] Appl. No.: **778,618**

The ornamental design for a lamp bulb with internal sound emitter actuated by energized lamp, as shown and described.

[22] Filed: **Oct. 18, 1991**

[52] U.S. Cl. .... **D26/2; D10/104;  
D26/51**

[58] **Field of Search** ..... **D26/1, 2, 3, 51; 313/1,  
313/25, 315, 316, 317, 318; D10/104; 340/641,  
642, 326, 384 R**


**DESCRIPTION**

[56] **References Cited**

**U.S. PATENT DOCUMENTS**

D. 302,860	8/1989	Anema	.....	D26/2	
1,352,860	9/1920	Wise	.....	313/318	X
1,623,761	4/1927	Skaupy	.....	313/316	X

FIG. 1 is a perspective view of the lamp bulb with internal sound emitter actuated by energized lamp embodying the design of the present invention; FIG. 2 is a front elevational view thereof, the rear being a mirror image of the front shown in FIG. 2; FIG. 3 is a side elevational view thereof, the side opposite being a mirror image of the side shown in FIG. 3; FIG. 4 is a top plan view thereof; and, FIG. 5 is a bottom view thereof.






FIG.1




FIG. 2




FIG. 3

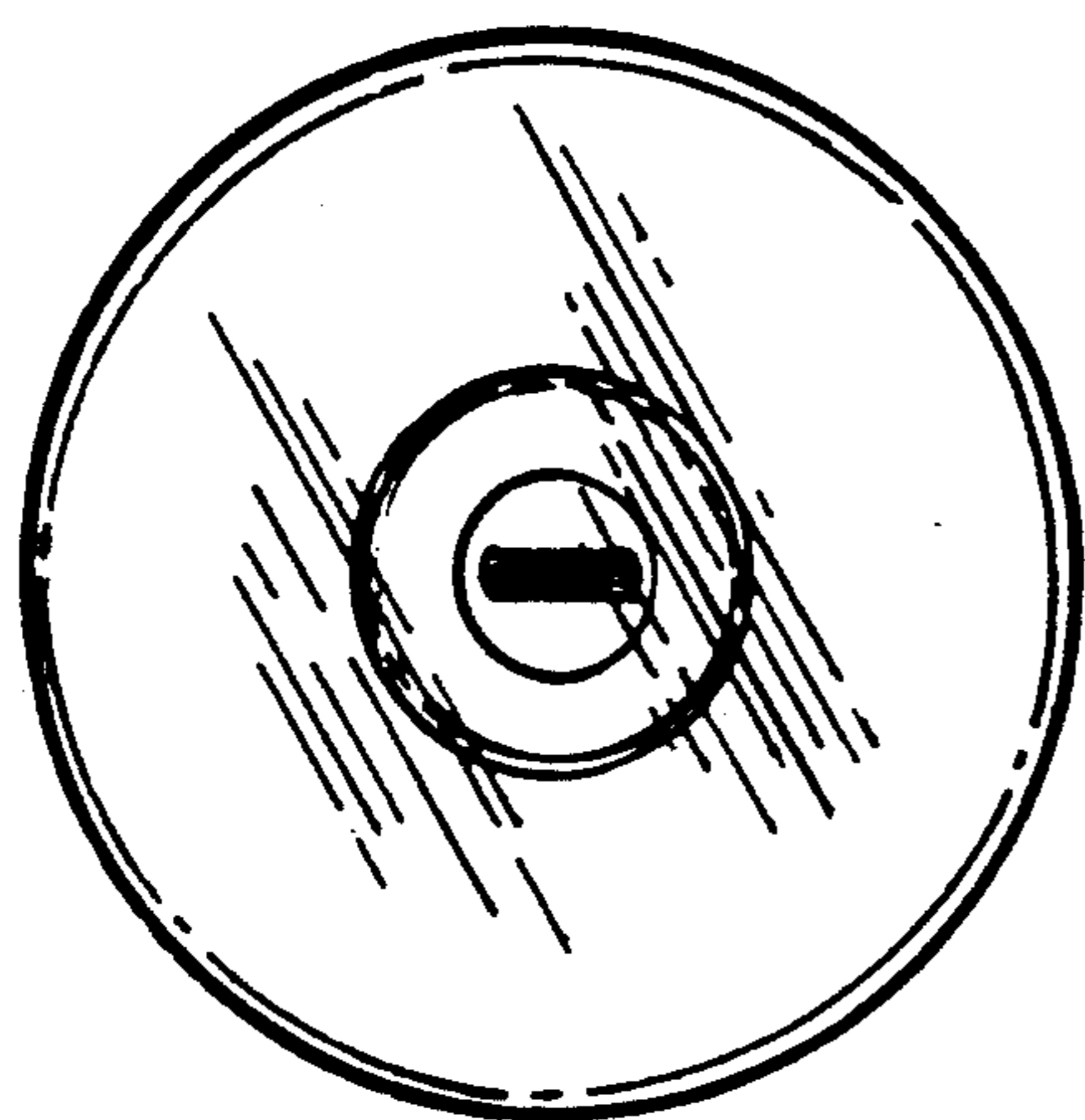


FIG. 4

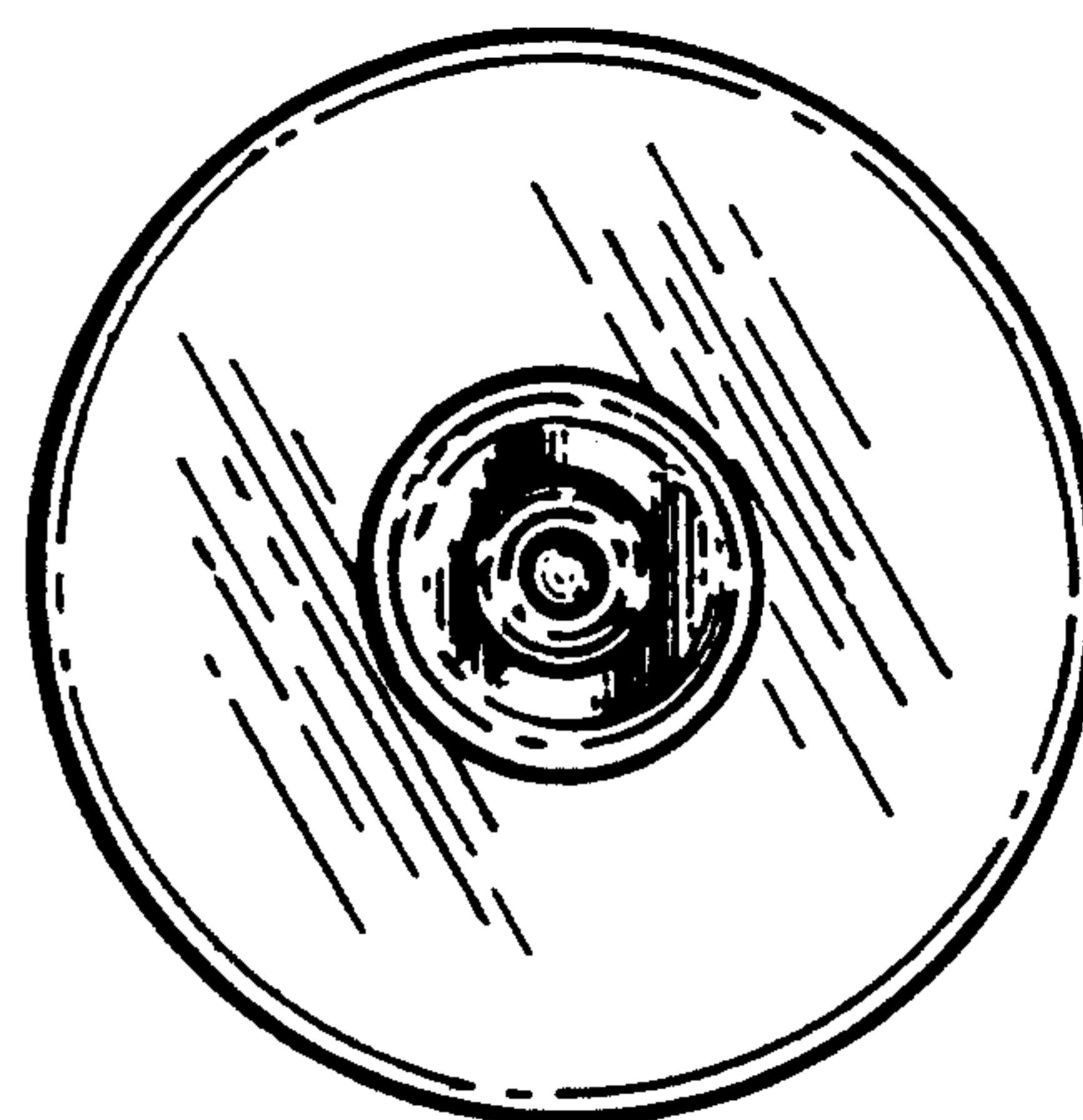


FIG. 5