



US00D340284S

United States Patent [19]

[11] Patent Number: **Des. 340,284**

Johnson

[45] Date of Patent: **** Oct. 12, 1993**

[54] **BIODEGRADABLE SURGICAL STAPLE**

[56] **References Cited**

[76] Inventor: **Lanny L. Johnson**, 3800 S. Hagadorn Rd., Okemos, Mich. 48864

U.S. PATENT DOCUMENTS

[*] Notice: The portion of the term of this patent subsequent to Sep. 17, 2005 has been disclaimed.

D. 281,814	12/1985	Pratt et al.	D24/145
D. 284,509	7/1986	Johnson	D24/145
D. 286,442	10/1986	Korthoff et al.	D24/145
D. 320,081	9/1991	Johnson	D24/145
4,635,637	1/1987	Schreiber	606/219
4,932,960	6/1990	Green et al.	606/220

[**] Term: **14 Years**

Primary Examiner—A. Hugo Word
Attorney, Agent, or Firm—Cushman, Darby & Cushman

[21] Appl. No.: **736,809**

[57] **CLAIM**

[22] Filed: **Jul. 29, 1991**

The ornamental design for a biodegradable surgical staple, as shown and described.

Related U.S. Application Data

DESCRIPTION

[63] Continuation-in-part of Ser. No. 275,551, Nov. 23, 1988, Pat. No. D. 320,081.

FIG. 1 is a side elevational view of a biodegradable surgical staple showing my new design, with the opposite side elevational view being a mirror image;

[52] U.S. Cl. **D24/145; D24/146**

FIG. 2 is a front elevational view thereof, with the rear elevational view being a mirror image thereto;

[58] Field of Search **D24/145; D8/390; 227/901, 902, 175; 606/151, 154, 219, 220**

FIG. 3 is a top plan view thereof;

FIG. 4 is a bottom plan view thereof; and,

FIG. 5 is a bottom perspective view thereof.

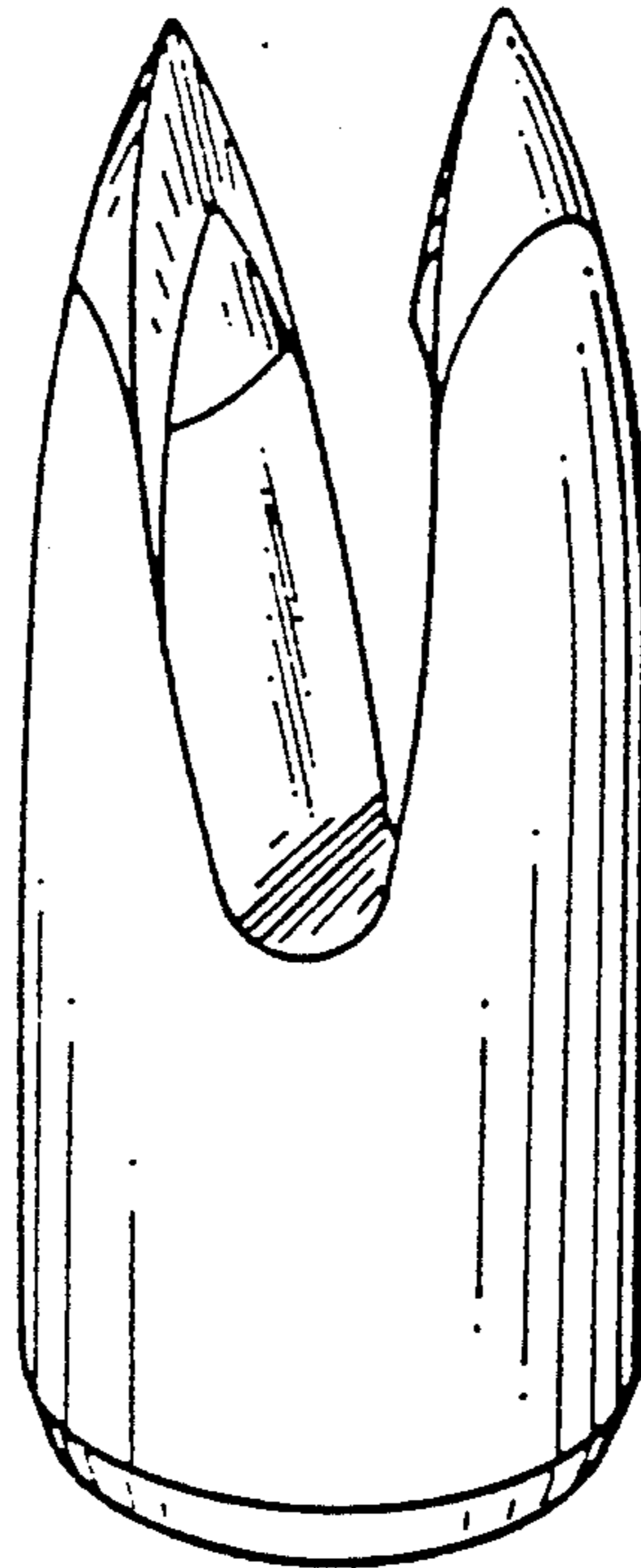


FIG. 1




FIG. 3

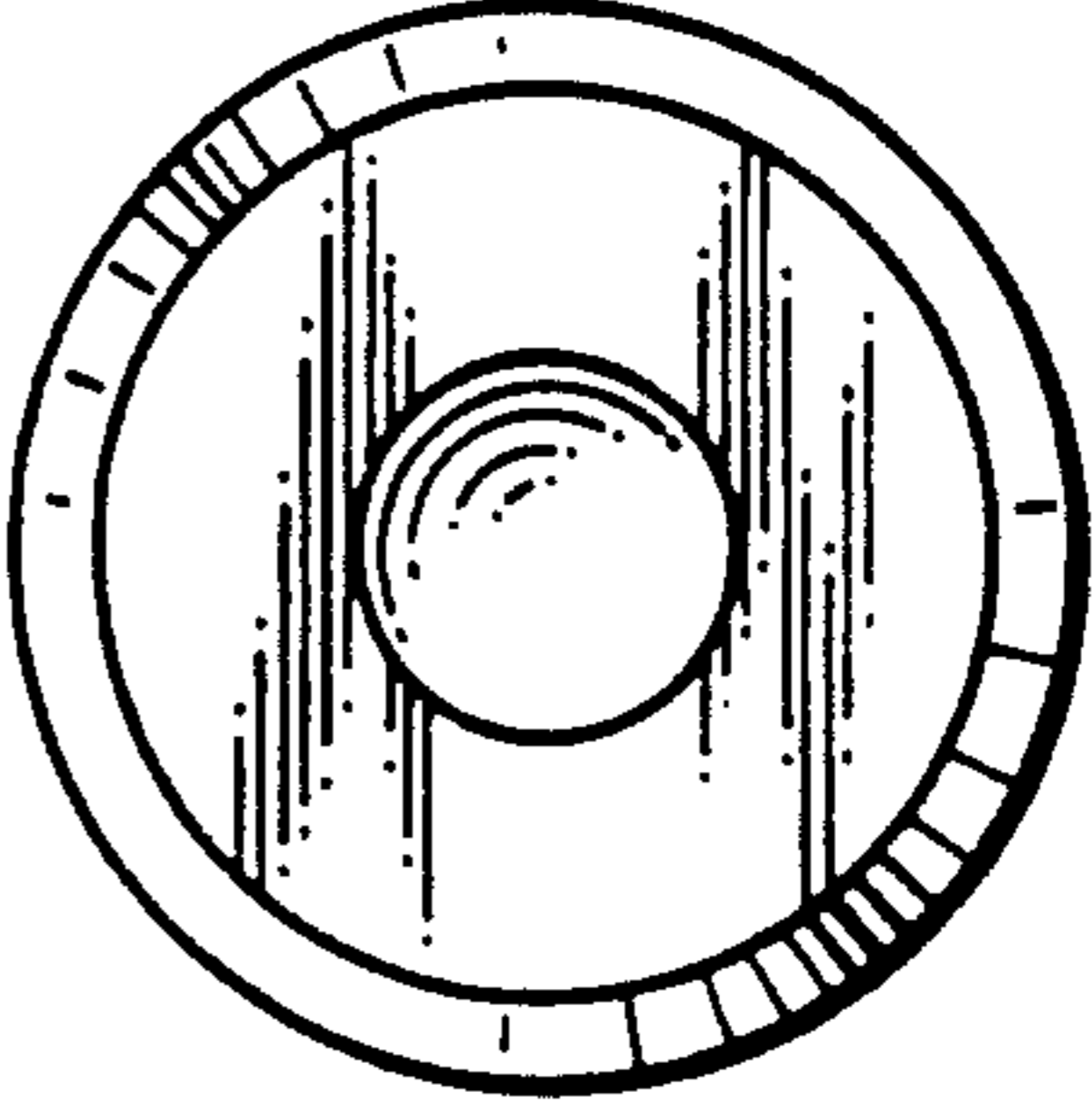


FIG. 2

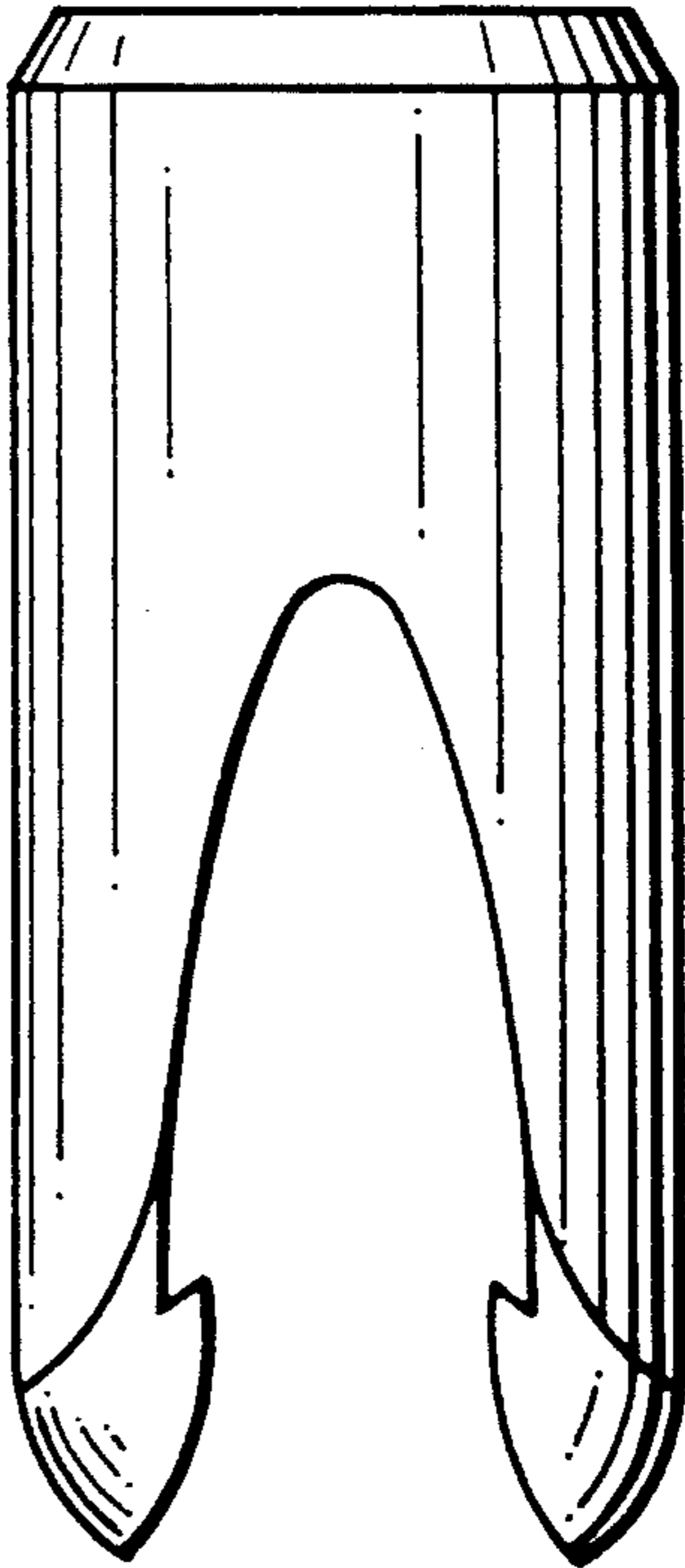


FIG. 5

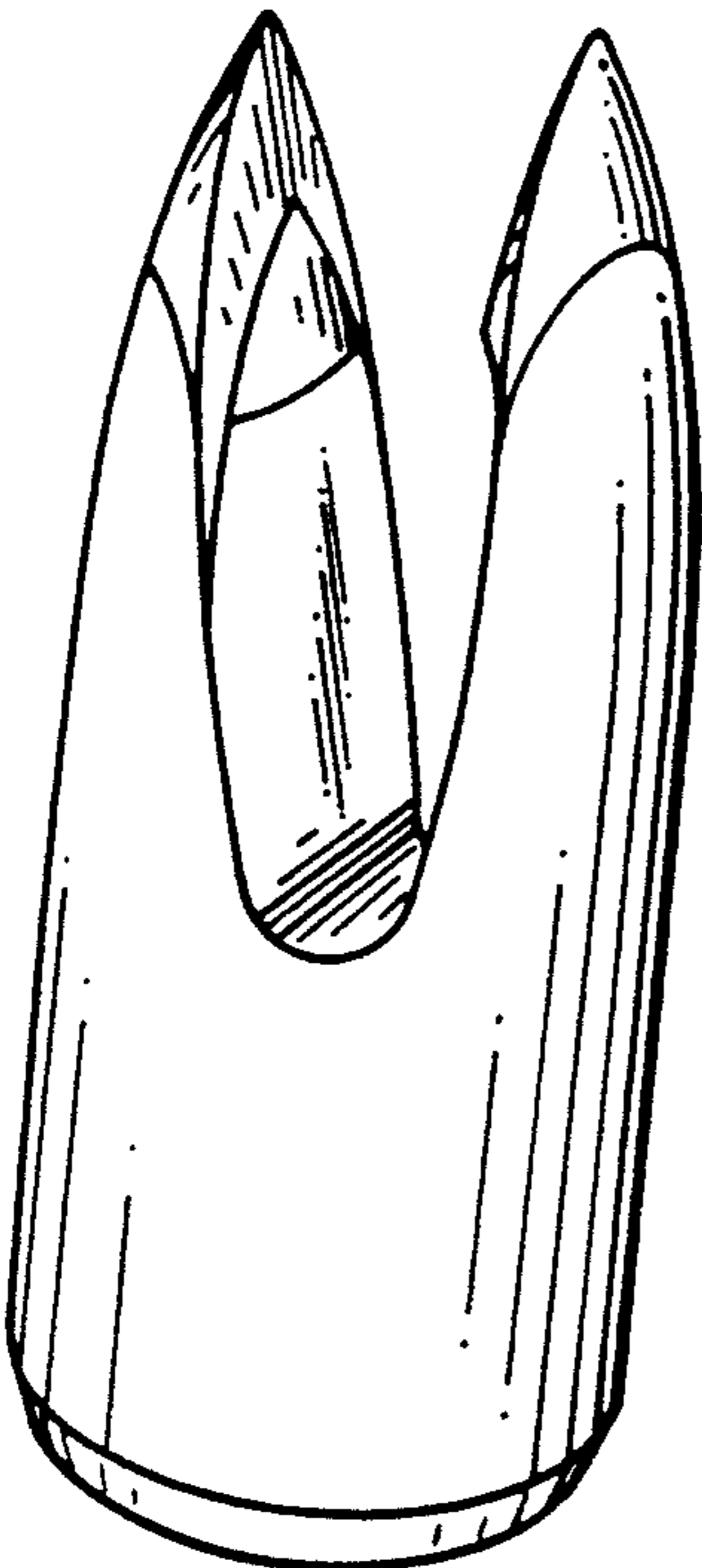


FIG. 4

