



US00D340247S

United States Patent [19]

[11] Patent Number: Des. 340,247

Linde et al.

[45] Date of Patent: ** Oct. 12, 1993

[54] CROP CONDITIONER FLAIL

[75] Inventors: Gilbert W. Linde; John K. Hale, both of New Holland, Pa.

[73] Assignee: Ford New Holland, Inc., New Holland, Pa.

[**] Term: 14 Years

[21] Appl. No.: 740,212

[22] Filed: Aug. 5, 1991

[52] U.S. Cl. D15/29

[58] Field of Search D15/28, 29; 56/364; 172/49.5

[56] **References Cited**

U.S. PATENT DOCUMENTS

D. 262,028	11/1981	Johnson	D15/29
D. 262,972	2/1982	Ronck et al.	D15/29 X
D. 263,233	3/1982	van der Lely	D15/29
D. 276,161	10/1984	Valo	D15/28
3,613,346	10/1971	Hubbard	56/400
4,002,209	1/1977	van der Lely	172/49.5
4,037,669	7/1977	van der Lely et al.	172/49.5
4,335,789	6/1982	van der Lely	172/49.5

Primary Examiner—Wallace R. Burke
Assistant Examiner—H. Baynham
Attorney, Agent, or Firm—Larry W. Miller; Frank A. Seemar

[57] **CLAIM**

The ornamental design for a crop conditioner flail, as shown and described.

DESCRIPTION

FIG. 1 is a front elevational view of a crop conditioner flail showing our new design;
FIG. 2 is a rear elevational view thereof;
FIG. 3 is a side elevational view thereof with the opposite side being a mirror image thereof;
FIG. 4 is a rear perspective view thereof;
FIG. 5 is a front perspective view thereof;
FIG. 6 is a front elevational view of a second embodiment of the design shown in FIG. 1;
FIG. 7 is a rear elevational view thereof;
FIG. 8 is a side elevational view thereof with the opposite side being a mirror image;
FIG. 9 is a rear perspective view thereof; and,
FIG. 10 is a front perspective view thereof.







Fig. 1




Fig. 2




Fig. 3




Fig. 4




Fig. 5




Fig. 6




Fig. 7

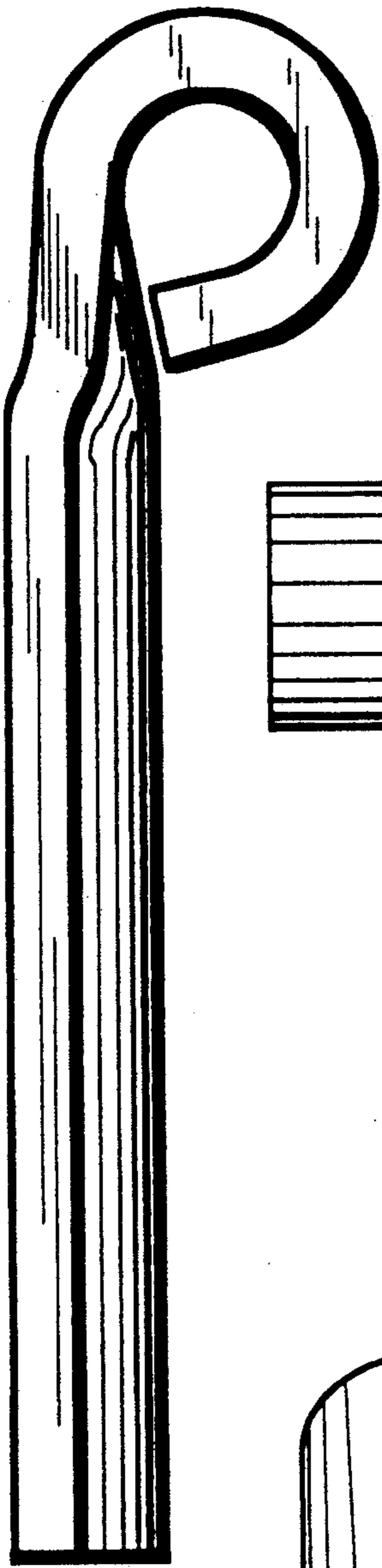


Fig. 8




Fig. 9




Fig. 10